


A PROJECT BY



EVANTHA
SRI DURGA

Earthen
AMBIENCE





EARTHEN AMBIENCE

bringing you closer to nature ...

Its about giving you the experience of living in an ambience where nature touches your body and soul to bring calm to your senses. Its about breathing in the freshness of nature, feeling the plants around you & experiencing the warmth of the earth around you.

Its about taking you far away in mind and body from the concrete jungles that we experience everyday.

BOUTIQUE HOMES

EARTHEN AMBIENCE is more than just a residential development.

Surrounded by green and the most natural of materials, the project is conceptualised to offer a calming experience, creating its own micro climate and environment away from the hustle of city life.

MASTER PLAN

106,722 SQFT SITE AREA

45% OPEN SPACE

52 EXCLUSIVE UNITS

10,000 SQFT
OF INDOOR & OUTDOOR AMENITIES

20,000 SQFT
OF LANDSCAPED SPACES



01

homes with an ambience and identity ...

At Earthen Ambience, we provide you an experience and an address that you can be proud of.

In today's times, where a lot of homes are finished with paint and textures, we have gone a step ahead in creating homes that are not only a treat to your eyes, but also a pleasure to live in.

Wouldn't you love to stay in a place that has its own unique identity?

Homes are clad with clay tiles and have varying facades creating an earthy warm feel and a unique identity, further interspersed with green. This allows for a wholesome experience of being cut off from the concrete city life at the end of a hard working day.

A truly urban life without the urban hustle.





02

*an intimate community with
ample amenities ...*

A PLACE FOR ALL.

We believe in a wholesome living experience for all. While we build intimate connected communities, we also take utmost care to make everybody feel at home with what one does and experiences.

Homes at Earthen Ambience are provided with ample spaces and amenities for all, keeping in mind the ever-changing lifestyles and work situations today. Indoor amenities comprise of a library/ co-working space, indoor games area and gym along with an infinity swimming pool and toddlers pool at the uppermost level. Also provided are kids play areas and corners for the elderly that allow them to unwind in their own spaces.

03

a close knit community living experience ...

Community living is about creating spaces that encourage a sense of intimacy and connection between people outside their homes.

Neighbourhood experiences and growing up together is now a thing of the past. Today we see a lack of these spaces in developments which has directly led to disconnected living.

We have fond childhood memories, so why can't our children?

Earthen Ambience is a conscious effort to rekindle the emotion of living together by designing the surroundings beyond the homes in a manner as to encourage this very community spirit for all.

The spaces in front of the homes double up as community spaces for kids to play and elders to rejuvenate.





04

responsible homes ...

In present times, where the green is constantly depleting due to human activity, Earthen Ambience offers you an unique opportunity to be part of a more responsible development and be the face for change.

The site edge and the property itself has been planted with so many trees, that it creates a green screen on the edge allowing for its own micro-climate within, giving back to the environment in return.

Also the clay cladding on the homes further help enhance the cooler experience and reduce the emission created by paints. Furthermore, terracotta floor tiles for the terrace, good light and ventilation for all homes, solar provisions for certain spaces & rain water harvesting are some of the other value-add features.

05

homes with private gardens ...

BRINGING THE INDOORS OUT.

Nature is always known to relieve stress, a reason why we try to get away from a stressful working environment to a quiet place in the lap of nature when we want a break.

Imagine if being part of nature is a part of your everyday life.

Homes are designed to have their own private gardens. The garden could be an extension of the dining, allowing you to take your daily breakfast routines to the outdoors amidst nature, or it could just be a zone for quiet reading and contemplation, surrounded by green. It could also be a place where the entire family could connect in an activity, while cultivating or nurturing a vegetable garden.



06

a connected experience ...

Earthen Ambience is planned keeping in mind the nature of nuclear families today and the stressful working hours that all members of the family go through. Considering this, it becomes extremely important to encourage families to live a connected life across different floors.

Sections across the villas are worked out in a manner which allows different family members to feel and stay connected through the double height volumes in the home, irrespective of which level they are at.

Just a step out from your private space and you can feel the entire home.

Spaces like the study that are essentially a part of the common space along with the skylit double height spaces allow for a feeling of expanse.



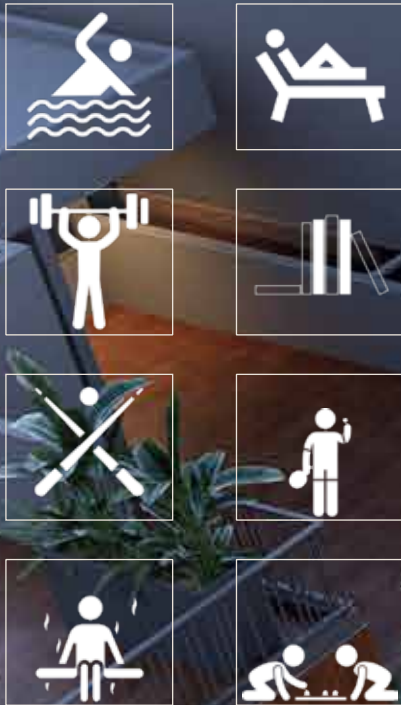


LEGEND


- A. MAIN ENTRY/EXIT
- B. SECURITY CABIN
- C. VISITOR'S LOUNGE & WAITING AREA
- D. PEDESTRIAN ENTRANCE
- E. DELIVERY BAY
- F. SENIOR CITIZENS CORNER
- G. COMMUNITY CHIT CHAT CORNER
- H. MEDITATION & YOGA DECK
- I. SCULPTURE COURT
- J. BIRD BATH
- K. COMMUNITY INTERACTIVE ZONE
- L. EVENTS PLAZA
- M. PLAY AREA WITH IMPRINTS
- N. VISITOR'S PARKING
- O. REFLEXOLOGY TRACK
- P. GREEN BUFFER
- Q. INFINITY POOL WITH COVERED DECK
- R. CLUBHOUSE
 - Gym
 - Library/Co-working space
 - Toddlers pool
 - Multi-purpose hall
 - Table Tennis
 - Pool Table
 - Foosball
 - Board games
 - Steam / Sauna
 - Association / Maintenance office
- S. KIDS PLAY AREA
 - Rock climbing wall
 - Trampoline
 - Slide
 - Swing
 - Toddlers sand pit
 - Gallery seating

The master plan is conceptualised to have a sense of uniqueness connected with the lanes on which the homes are located. It has been categorised into 3 main lanes - CITRUS LANE, FERN LANE and GINGER LANE. The landscape along these lanes has been carefully crafted keeping in mind the textures, smells and the look and feel associating to their names.

CLUBHOUSE



AMENITIES



CLUB VERBENA

CLUBHOUSE & AMENITIES ...

Earthen Ambience, an intimate housing community, is designed to offer the home owner the best in amenities. An 8000 sq ft clubhouse accommodates spaces for playing, reading and working along with a refreshing infinity pool and a toddlers pool at the uppermost level. The space below the club forms an extension to the surrounding open space, allowing for a large get-together zone during events and community functions.

A PLACE WITH COMMUNITY ACTIVITIES FOR ONE AND ALL.

a large events plaza ...

While the clubhouse houses the infinity pool at the uppermost level, the space below the club forms a community interactive zone which extends beyond to become an Events Plaza when required.



SCULPTURE COURT



COMMUNITY INTERACTIVE ZONE



the rooftop infinity pool...

The clubhouse is provided with an infinity pool and a toddlers pool at the uppermost level, higher than all the surrounding buildings to offer privacy and unrestricted views of the surroundings.



POOL



POOL DECK



TODDLERS POOL

A 50 FT LONG POOL

PRIVACY FOR ALL

UNRESTRICTED VIEWS

A UNIQUE FEATURE





a place to read, work & relax ...

A part of the clubhouse works as a quiet zone and is provided with a library and a co-working space. A well-equipped gym, steam and sauna is also provided to help you de-stress.




LIBRARY



GYM



STEAM, SAUNA



CO-WORKING



a variety of play areas for all ...

A variety of indoor & outdoor play activities are provided for all age groups. The outdoor kids play area is provided with a gallery seating for the adults to watch over their kids.



TABLE TENNIS



POOL TABLE



BOARD GAMES



FOOS BALL



ROCK CLIMBING



TRAMPOLINE



SWING



SLIDE



TODDLERS PIT



outdoor zones for one and all ...

The project is carefully designed keeping in mind the requirements of all age groups and people with different requirements. There are spaces for quieter and contemplative activities like yoga and meditation while there are other areas which encourage conversations and a sense of community living.



MEDITATION



YOGA



ELDERS CORNER



COMMUNITY CORNER





the connections inside out ...

MORE THAN JUST A BACKYARD.

External gardens with large deck spaces just outside the dining area are designed as natural extensions to the indoor space. Naturally lit and well ventilated spaces with skylights in double height areas seamlessly merge the indoors with the outdoors.



exclusive home-office / bedroom ...
A VERY PRIVATE DEN OPENING TO THE TERRACE.





skylit internal gardens ...

BRINGING THE OUTDOORS IN.



an open study/library ...

A QUIET WELL-LIT CORNER, YET
CONNECTED TO THE LIVING SPACE.





a terrace with a bar provision ...

A SPACE FOR RELAXATION, PARTIES AND GET-TOGETHERS.



SPECIFICATIONS



STRUCTURE

RCC Framed structure - Zone 2 Seismic compliance
Solid cement block masonry for external and internal walls
Anti termite treatment below ground floor.



PAINTING & WALL FINISH

Internal - Premium Emulsion
External - Clay tile cladding + weather proof Apex
Enamel paint for MS work



FLOORING & WALL CLADDING

Living, Dining, Kitchen - Vitrified Tiles
Master Bedroom - Wood-finish vitrified tiles
Other Bedrooms - Vitrified Tiles
Staircase - Leather-finish black granite
Balcony & Utility - Anti skid tiles
Bathrooms - Flooring & Wall Dado - Vitrified Tiles
Terrace - Clay Tiles and Screed
Car parking - Granite/stone pavers.



DOORS

Main Door - 8ft height wood finish engineered door and frame
Internal Doors - 8ft height engineered door & frame
Terrace Doors - Engineered door & frame
Door Fittings - Dorset / Archis / equivalent
Digital Biometric Locks for Main Door - Yale / equivalent



WINDOWS

Windows - Branded Aluminium / UPVC windows



KITCHEN & UTILITY

Chimney Exhaust Provision
Hob point Electrical Provision
Dishwasher Provision
Water Purifier provision with Drain Out
Provision for gas connection from utility
Utility - Granite Counter with large bowl SS Sink with drain-board, CP Fittings
Geyser Point in Utility
Washing Machine Provision
Dryer Provision



BATHROOMS

CP Fittings - Kohler / American Standard / equivalent
Sanitary-ware - Kohler / American Standard / equivalent
Exhaust Fan provision
Mixer Divertor for wash basin in Master bathroom
Granite counter for wash basin in Master bathroom



RAILINGS

Internal Staircase, Balcony - MS Handrail
Private Terrace - MS Handrail, Parapet wall



ELEVATOR

Provision (if applicable) for Structural & Electrical



PARKING

Covered parking
Electrical charging points for cars
Visitor car parking



SECURITY

Security Cabin near gate
CCTV at high security zones
Compound wall
Barricading between Private Gardens



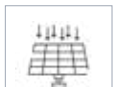
ELECTRICAL

Power Supply - 3 Phase
Switches & Sockets - Legrand / Panasonic / equivalent
Wires - Fire retardant Low Smoke copper wire - Polycab / Havells / equivalent
TV Point provision in Living
TV Electrical point in Family & Master Bedroom
Air Conditioner provision in Bedrooms
Data points and provision in Living, First Floor, Second Floor
Geyser points in Bathrooms
Inverter provision for Lighting, Fans & TV



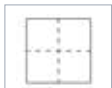
HOME AUTOMATION

Video Door Phone provision for Main Door
Automation for Light Control - Living, Dining
Alexa - Ground Floor Living
Bluetooth speaker for Kitchen & Master Bedroom
Automation Upgrade provision for the entire house



SOLAR & RAIN WATER HARVESTING

Solar water provision for all bathrooms
Rain water harvesting



COMMON & OUTDOOR AREAS

Internal Roads - Granite / Stone Pavers / Cement Pavers / Concrete
24 hr power backup for common area & amenities (Club house, WTP, STP, common area lighting)
Water Storage - Centralized UG Sump with WTP
Sewage Treatment Plant
Designer Landscaping in common areas



OTHER FEATURES

Association/Maintenance Office
Janitor/Storage Room
Toilets for Maids/Security/Drivers



LANDSCAPED PRIVATE GARDENS (wherever applicable)

Spill Out Deck in stone/wood finish tiles
Lawn with ornate plants
Thorough seater ledge
Seater deck in planked stone/tiles
Dense peripheral green for privacy

DISCLAIMER :

The information herein i.e. specifications, designs and dimensions etc. are subject to change without notification as may be required by the relevant authorities or the developer's architect, & cannot form part of an offering or contract. Whilst every care is taken in providing this information, the developer cannot be held liable for variations. The Company does not guarantee or represent that the information contained within this document is correct. All illustrations and pictures are artist's impressions only. The items indicated in the brochure are subject to variations, modifications and substitutions as may be recommended by the company's architect and/or the relevant approving authorities. E & OE.



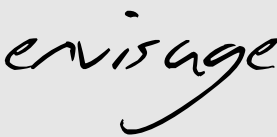
a note from the architect ...

"As a design studio, Envisage has always believed in the idea of creating experiences in the spaces that we have designed ... Experiences that one can feel with light, materials and most essentially the spaces itself and the way they are sculpted.

Keeping this in mind, Earthen Ambience has been conceptualised as a project that offers a variety of experiences to all the people living here, irrespective of their age. Homes themselves have been designed to offer sculpted spaces sectionally which bring in light from the ceiling at different points offering a very dynamic experience at different levels. Internal skylit gardens and outdoor gardens offer experiences of taking the inside out or of bringing the outside in, hence making the homes feel expansive.

Also the community is designed to offer varied spaces for social activity for all age groups, where one can feel at home at the micro level within the home itself and at the macro level within the community."

Principal Architect
Envisage



our collaborators



VITUS
structural consultants



PIE
MEP consultants



CASCADE
PHE consultants



3FOLD DESIGN
landscape consultants



MASK
3d Visualisers



LOVE OF LIGHTS
lighting consultants





a note from the developer ...

"Evantha Sri Durga is ardently committed to providing superior quality living environments with a touch of unassuming luxury. While working on principles of integrity and timely deliveries, we partner with the best in the field to offer a sense of uniqueness, identity and the best of craftsmanship in all of our projects.

Earthen Ambience embodies our vision and mission of delivering superior quality, outstanding designs and a customer-first approach. Homes here are not just luxurious, but also embody a sense of community living and a connection to nature. This is deeply engraved in the design of the project itself, while at the same time understanding the need for privacy and tranquillity in the present day scenario.

Drawing inspiration from nature itself, we have embraced an earthy look for the project, making one feel connected to the earth and it's bounteous green. Materials made of clay interspersed with green create a serene abode. Ample light and ventilation created with large openings and skylights help bring in the sun's energy, giving the home a vibrant feel.

With this project and the upcoming ones, we hope to make a difference to the way people live and experience life by providing them peaceful and calm living environments."

Director

Evantha Sri Durga



← OUR RECENT PROJECTS

PROJECT HIGHLIGHT'S



BOUTIQUE VILLAS
52 Exclusive luxury homes



PRIME LOCATION
Located on upcoming 150ft road at the fastest growing micromarket (Sarjapur)



GOOD CONNECTIVITY
Less than 1Km to upcoming STRR Road and 10 mins from Prestige city



ESTABLISHED MICRO MARKET



TERRACE
Terracotta floor tiles which are durable, low maintenance, anti-slip & water proof



WELL LIT & VENTILATED
Large doors and windows make living spaces bright and airy



CONNECTED EXPERIENCE
Double height and cut outs connect living spaces while still offering privacy



HOME AUTOMATION
Amazon Assistant for Ground Floor Living Room
Light Control in Living and Dining



NO ADJACENT HIGH-RISES
Assuring maximum privacy



HOMES WITH IDENTITY
Varying facades and clay cladding making homes bespoke



INTERNAL MICROCLIMATE
Extensive green coverage gives the property its own micro climate



EYE CATCHING LANDSCAPING
Ginger Lane, Fern Lane, Citrus Lane



SMART HOMES
Biometric Lock for Main Door
Video Door Phone Provision
Bluetooth speakers for Kitchen & Master Bedroom



PRIVATE LIFT
Lift provision for units



DOORS
8ft doors and windows



WINDOWS
Japanese Engineering & Quality Aluminium windows which are much longer lasting than UPVC windows



NO TAR ROADS
Longer lasting materials with easy maintenance



20+ AMENITIES
High density of amenities for the intimate community



ROOFTOP INFINITY POOL
50 ft. pool positioned higher than surrounding buildings offering more privacy



CLUB VERBENA
8000 sq.ft. Club house with world class amenities



STAIRCASE
Leather-finish Black Granite ensures Anti-slip, Durability & Visual appeal



BATHROOMS
8 feet tile with edge finishing



POWER BACKUP
24hrs power back up for common areas & amenities



HOME OFFICE
Home office/Bedroom option on the top floor with French windows which fully open to the terrace



EV CHARGING
Every unit comes with EV Charging provision



COOLER HOMES
Clay Cladding keeps the homes cool



INDOOR GREEN ZONE
Skylit green pocket in the living area



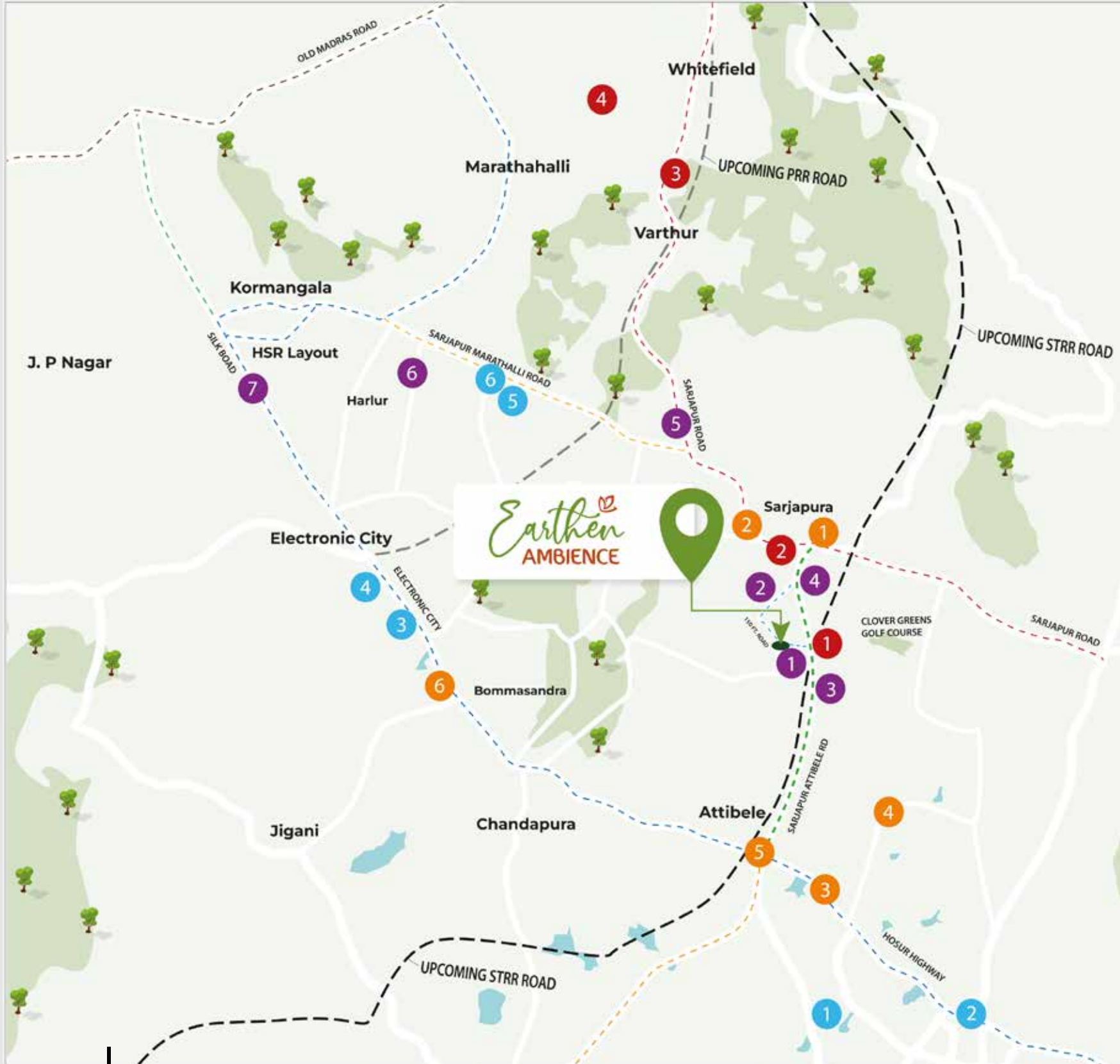
PRIVATE GARDEN
Back gardens with Spill Out Deck, Seater Ledge, Lawn with ornate plants & dense peripheral green for privacy



NO SLOPED ROOF
More usable terrace space
Provision for Terrace Bar



FAST CONSTRUCTION
Construction 12 months ahead of schedule



Hospitals

1. New Life Hospital - 5 mins
2. Spandana Hospital - 10 mins
3. NR Hospital - 15 mins
4. Govt Hospital - 15 mins
5. Elite Hospital - 25 mins
6. Narayana Hrudayalaya - 20 mins

Schools & Colleges

1. Indus International - 100 m
2. Azim Premji University - 800m
3. Trillium Children's Center - 10 mins
4. St. Philomena's English School - 15 mins
5. Oakridge International School - 15 mins
6. BRS Global School - 15 mins
7. Oxford Medical College - 30 mins

Offices

1. Upcoming Infosys Campus - 5 mins
2. TVS Motors - 10 mins
3. Ashok Leyland - 10 mins
4. HCL Technologies - 15 mins
5. Wipro Sez - 20 mins
6. RGA Tech Park - 25 mins

Malls & Groceries

1. People's Mart - 2 mins
2. D - mart - 7 mins
3. The Forum Neighborhood Mall - 30 mins
4. Inorbit Mall - 40 mins

LOCATION PLAN

good connectivity . .

ADJACENT TO INDUS INTERNATIONAL SCHOOL & AZIM PREMJI UNIVERSITY

LESS THAN 1KM FROM UPCOMING 300 FT STRR ROAD

LOCATED ON PROPOSED 150 FT ROAD

HOSPITALS, SCHOOLS, COLLEGES, OFFICES, MALLS & DAILY GROCERIES
JUST IN CLOSE VICINITY

NO UNORGANISED DEVELOPMENTS EN ROUTE.

NO HIGH RISE ADJACENT TO THE PROJECT.

ESTABLISHED MICRO MARKET IN THE IMMEDIATE VICINITY

FOR BOOKINGS CONTACT

+91 95136 83811

www.earthenambience.in



CORPORATE OFFICE

83/2, Sri Durga Aura, 3rd Floor, 9th Main road,
Jayanagar 4th Block, Bangalore – 560011

Ph: 99000 45996 / 080-4224 4611

www.evanthasridurga.com

RERA Registration No. PRM/KA/RERA/1251/308/PR/210323/005811

DISCLAIMER

The information herein i.e. specifications, designs and dimensions etc. are subject to change without notification as may be required by the relevant authorities or the developer's architect, & cannot form part of an offering or contract. Whilst every care is taken in providing this information, the developer cannot be held liable for variations. The Company does not guarantee or represent that the information contained within this document is correct. All illustrations and pictures are artist's impressions only. The items indicated in the brochure are subject to variations, modifications and substitutions as may be recommended by the company's architect and/or the relevant approving authorities. E & OE.

