TECHNOVA ENE 2010030800

BLDG D1	3/16

STAMP OF APPROVAL

PREVIOUS SANCTION – B.P./WAKAD/65/2020
DT-09/09/2020

Sanctioned No. B.P./Wakad/75/2021
Subject to condition mentioned in the office order No.
even dated :- 09/06/2021
Pimpri.
Date :- 09/06/2021

Sd/xxx
O.C. signed by Joint city Engineer
Joint city Engineer, Building Permission Dept
PCMC, Pimpri Pune.

Sd/xxx
Joint city Engineer

Form of Statement 2

FSI STATEMENT (BUILDING D1)

FLOOR	FSI PROPOSED (SQM)	REFUGE AREA (SQM)	TENEMENT (SQM)
BASEMENT-2	20.11		
BASEMENT-1	20.11		
STILT FLOOR	75.95		
1ST FLOOR	234.17		2
2ND FLOOR	364.38		4
3RD FLOOR	364.38		4
4TH FLOOR	364.38		4
5TH FLOOR	364.38		4
6TH FLOOR	364.38		4
7TH FLOOR	364.38		4
8TH FLOOR(R)	348.56	62.20	3
9TH FLOOR	364.38		4
10TH FLOOR	364.38		4
11TH FLOOR	364.38		4
12TH FLOOR	364.38		4
13TH FLOOR (R)	348.56	62.20	3
14TH FLOOR	364.38		4
TOTAL	5051.42	124.40	52

REFUGE AREA CALC.

OCCUPANTS OF THREE CONSECUTIVE FLOORS =						11	TENEMENT
(NO.OF TENEMENTS)	11	X	5 PERSONS	=		55	PERSONS
MINIMUM REFUGE AREA REQUIRED 0.30 SQ.M. PER PERSON							
NO.OF PERSONS =	55	X	0.30	=	16.50	SQM	
REQUIRED REFUGE AREA	16.50	SQM			0.00		
TOTAL NUMBER OF TENEMENTS	52						
TOTAL NUMBER OF PERSON SO IN ADDITION 1.00 SQ.M.FOR EACH 200 PERSONS/OCCUPANT OF THE COMPLETE BUILDING/ALL FLOOR FOR THE HANDICAPPED PERSON	52	X	5	=	260.00	SQM	
	260	/	200	=	1.30		
TOTAL REQUIRED REFUGE AREA	16.50	+	1.30	=	17.80	SQM	
TOTAL REQUIRED 8TH & 13TH FLOOR REFUGE AREA 17.80 X 2 =					35.60	SQM	
TOTAL PROPOSED 8TH & 13TH FLOOR REFUGE AREA 62.13 X 2 =					124.26	SQM	

FORM OF STATEMENT 3 – AREA DETAILS OF APARTMENT

BUILDING NAME	FLOOR NO	APARTMENT NO	CARPET AREA OF APARTMENT	SIT OUT AREA (SQ.M.)
BUILDING "D1"	1ST PARKING /1ST FLOOR	101	73.19	5.61
		104	73.22	5.65
	2ND FLOOR	201	73.19	5.61
		202	57.09	4.24
		203	55.12	2.84
		204	73.22	5.65
	3RD FLOOR	301	73.19	5.61
		302	57.09	4.24
		303	55.12	2.84
		304	73.22	5.65
	4TH FLOOR	401	73.19	5.61
		402	57.09	4.24
		403	55.12	2.84
		404	73.22	5.65

BUILDING NAME	FLOOR NO	APARTMENT NO	CARPET AREA OF APARTMENT	SIT OUT AREA (SQ.M.)
BUILDING "D1"	5TH FLOOR	501	73.19	5.61
		502	57.09	4.24
		503	55.12	2.84
		504	73.22	5.65
	6TH FLOOR	601	73.19	5.61
		602	57.09	4.24
		603	55.12	2.84
		604	73.22	5.65
	7TH FLOOR	701	73.19	5.61
		702	57.09	4.24
		703	55.12	2.84
		704	73.22	5.65
	8TH FLOOR REFUGE	801	73.19	5.61
		802	57.09	4.24
		803	55.12	2.84
		804	73.22	5.65

BUILDING NAME	FLOOR NO	APARTMENT NO	CARPET AREA OF APARTMENT	SIT OUT AREA (SQ.M.)
BUILDING "D1"	9TH FLOOR	901	73.19	5.61
		902	57.09	4.24
		903	55.12	2.84
		904	73.22	5.65
	10TH FLOOR	1001	73.19	5.61
		1002	57.09	4.24
		1003	55.12	2.84
		1004	73.22	5.65
	11TH FLOOR	1101	73.19	5.61
		1102	57.09	4.24
		1103	55.12	2.84
		1104	73.22	5.65
	12TH FLOOR	1201	73.19	5.61
		1202	57.09	4.24
		1203	55.12	2.84
		1204	73.22	5.65

BUILDING NAME	FLOOR NO	APARTMENT NO	CARPET AREA OF APARTME	UTILITY AREA (SQ.M.)
BUILDING "D1"	13TH FLOOR REFUGE	1301	73.19	5.61
		1302	57.09	4.24
		1304	73.22	5.65
	14TH FLOOR	1401	73.19	5.61
		1402	57.09	4.24
		1403	55.12	2.84
		1404	73.22	5.65

TRUE COPY

This is to certify that this is a True Copy of the proposal approved subject to conditions by P.C.M.C. building control/ Development plan department vide their Commencement certificate No. : BP/Wakad/75/2021 Dated : 9/6/2021
Certified thus

Name : AR. SAMEER VALIMBE
Reg. No.: CA/92/14618
For Telesis Architects & Designers Pvt. Ltd.

STILT FLOOR TOILET CALCULATION

STILT FLOOR FITNESS CENTER CULATION

STILT FLOOR SOC. OFFICE CULATION

STILT FLOOR BUILT UP AREA CALCULATION

FIRE STAIRCASE	=	19.93	SQ.M
STAIRCASE	=	20.11	SQ.M
TOILET	=	3.84	SQ.M
FITNESS CENTERCAL	=	16.72	SQ.M
SOC. OFFICE	=	15.35	SQ.M
TOTAL	=	75.95	SQ.M

STILT FLOOR TOILET AREA CALCULATION

T	2.02	X	1.90	X	1	=	3.84	SQ.M
TOTAL						=	3.84	SQ.M

STILT FLOOR FITNESS CENTERCAL AREA CALCULATION

1	2.64	X	5.06	=	13.36	SQ.M			
2	1.50	X	2.24	=	3.36	SQ.M			
TOTAL				=	16.72	SQ.M			

STILT FLOOR SOC. OFFICE AREA CALCULATION

1	3.41	X	3.70	=	12.62	SQ.M			
2	3.21	X	0.85	=	2.73	SQ.M			
TOTAL				=	15.35	SQ.M			

STILT FLOOR FIRE STAIRCASE CALCULATION

STILT FLOOR STAIRCASE CALCULATION

BASEMENT FLOOR STAIRCASE CALCULATION

STILT FLOOR FIRE STAIRCASE AREA CALCULATION

FS	3.69	X	5.400	=	19.93	SQ.M			
TOTAL				=	19.93	SQ.M			

STILT FLOOR STAIRCASE AREA CALCULATION

S	3.69	X	5.450	=	20.11	SQ.M			
TOTAL				=	20.11	SQ.M			

BASEMENT 1&2 STAIRCASE AREA CALCULATION

S	3.69	X	5.450	X	2	=	40.22	SQ.M	
TOTAL						=	40.22	SQ.M	

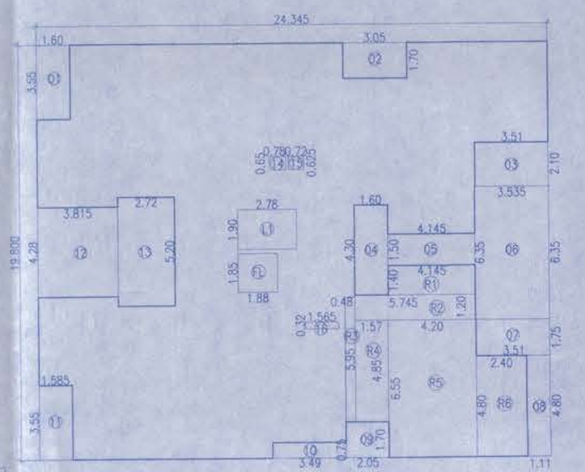
TYPICAL-8TH & 13TH FLOOR KEY PLAN
SCALE- 1:200

BUILT UP AREA CALCULATION
8TH & 13TH (REFUGE) FLOOR

AREA OF BLOCK ABCD

	24.345	X	19.80	X	1	=	482.03	SQM

STANDARD DEDUCTION

1	1.60	X	3.55	X	1	=	5.68	SQM	
2	3.05	X	1.70	X	1	=	5.18	SQM	
3	3.51	X	2.10	X	1	=	7.37	SQM	
4	1.80	X	4.30	X	1	=	6.88	SQM	
5	4.145	X	1.50	X	1	=	6.22	SQM	
6	3.535	X	6.35	X	1	=	22.45	SQM	
7	3.51	X	1.75	X	1	=	6.14	SQM	
8	1.11	X	4.80	X	1	=	5.33	SQM	
9	2.05	X	1.70	X	1	=	3.48	SQM	
10	3.49	X	0.75	X	1	=	2.62	SQM	
11	1.585	X	3.55	X	1	=	5.63	SQM	
12	3.815	X	4.28	X	1	=	16.33	SQM	
13	2.72	X	5.20	X	1	=	14.14	SQM	
14	0.78	X	0.65	X	1	=	0.51	SQM	
15	0.72	X	0.625	X	1	=	0.45	SQM	
16	1.565	X	0.32	X	1	=	0.50	SQM	
TOTAL						=	108.91	SQM	

FIRE LIFT DEDUCTION

FL	1.86	X	1.85	X	1	=	3.48	SQM
TOTAL							3.48	

LIFT DEDUCTION

L1	2.78	X	1.90	X	1	=	5.28	SQM
TOTAL							5.28	

REFUGE AREA DEDUCTION

R1	4.145	X	1.40	X	1	=	5.80	SQM
R2	5.745	X	1.20	X	1	=	6.89	SQM
R3	0.48	X	5.95	X	1	=	2.86	SQM
R4	1.57	X	4.85	X	1	=	7.61	SQM
R5	4.20	X	6.55	X	1	=	27.51	SQM
R6	2.40	X	4.80	X	1	=	11.52	SQM
TOTAL							62.20	

TOTAL DEDUCTIONS			=	179.87	SQM
	482.03	–	179.87	=	302.16 SQM
EXCESS REFUGE AREA TAKEN IN FSI					
	62.20	–	17.80	=	44.40 SQM
NET AREA	302.16	+	44.40	=	346.56 SQM

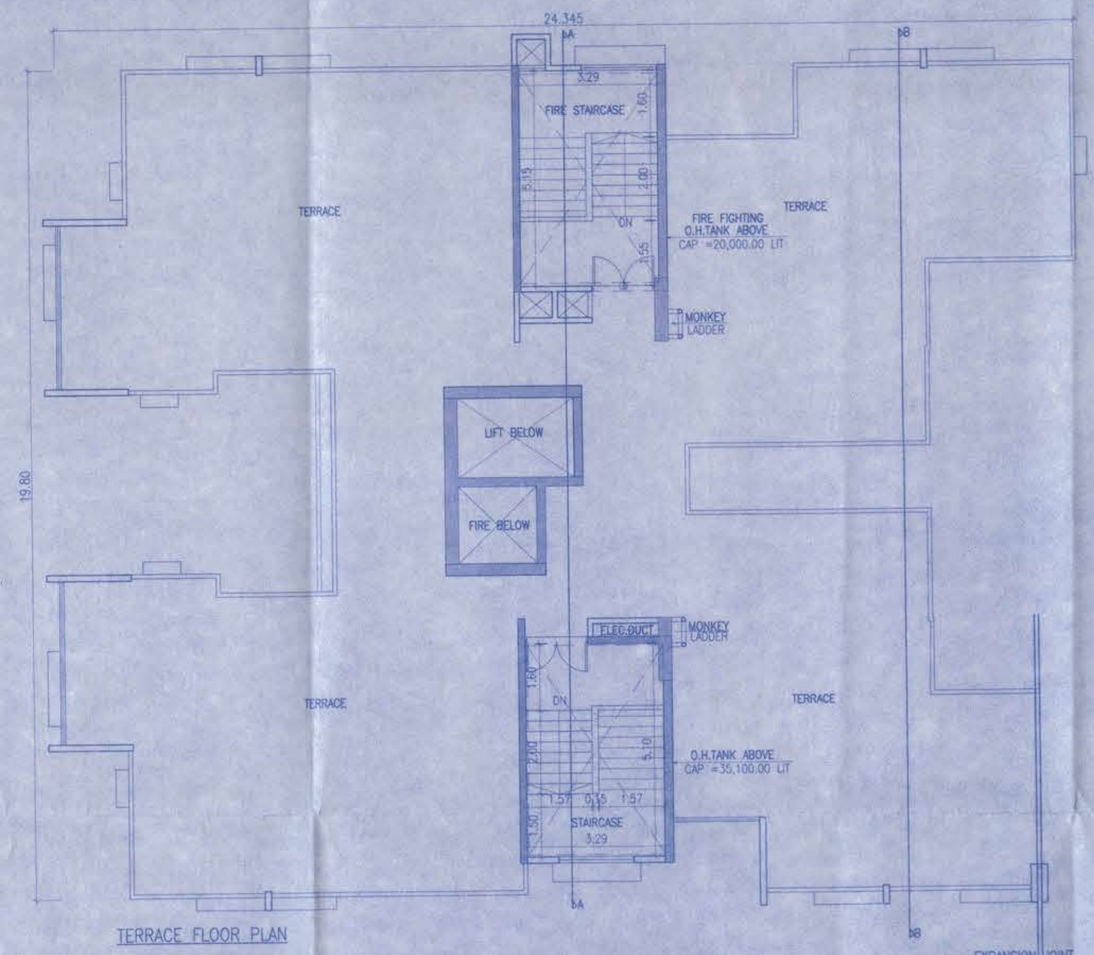
TERRACE FLOOR PLAN

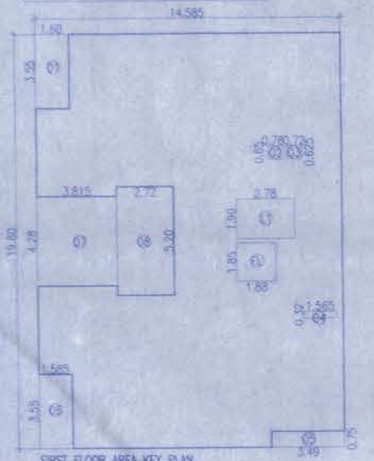
FIRST FLOOR AREA KEY PLAN
SCALE- 1:200

BUILT UP AREA CALCULATION
FIRST FLOOR

AREA OF BLOCK ABCD

	14.585	X	19.80	X	1	=	288.78	SQM

STANDARD DEDUCTION

1	1.60	X	3.55	X	1	=	5.68	SQM	
2	0.78	X	0.65	X	1	=	0.51	SQM	
3	0.72	X	0.623	X	1	=	0.45	SQM	
4	1.565	X	0.32	X	1	=	0.50	SQM	
5	3.49	X	0.75	X	1	=	2.62	SQM	
6	1.585	X	3.55	X	1	=	5.63	SQM	
7	3.815	X	4.28	X	1	=	16.33	SQM	
8	2.72	X	5.20	X	1	=	14.14	SQM	
TOTAL						=	45.85	SQM	

FIRE LIFT DEDUCTION

FL	1.86	X	1.85	X	1	=	3.48	SQM
TOTAL							3.48	

LIFT DEDUCTION

L1	2.78	X	1.90	X	1	=	5.28	SQM
TOTAL							5.28	

TOTAL DEDUCTIONS				=	54.61	SQM
NET AREA	288.78	+	54.61	=	234.17	SQM

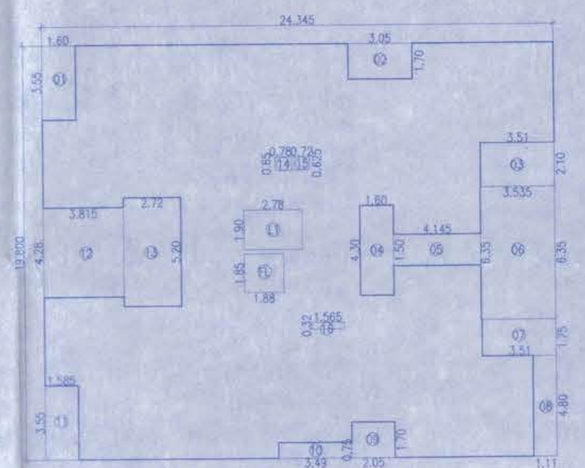
TYPICAL-2ND,3RD,4TH,5TH,6TH,7TH,9TH,10TH,11TH,12TH,14TH FLOOR KEY PLAN
SCALE- 1:200

BUILT UP AREA CALCULATION
TYPICAL FLOOR

AREA OF BLOCK ABCD

	24.345	X	19.80	X	1	=	482.03	SQM

STANDARD DEDUCTION

1	1.60	X	3.55	X	1	=	5.68	SQM	
2	3.05	X	1.70	X	1	=	5.18	SQM	
3	3.51	X	2.10	X	1	=	7.37	SQM	
4	1.80	X	4.30	X	1	=	6.88	SQM	
5	4.145	X	1.50	X	1	=	6.22	SQM	
6	3.535	X	6.35	X	1	=	22.45	SQM	
7	3.51	X	1.75	X	1	=	6.14	SQM	
8	1.11	X	4.80	X	1	=	5.33	SQM	
9	2.05	X	1.70	X	1	=	3.48	SQM	
10	3.49	X	0.75	X	1	=	2.62	SQM	
11	1.585	X	3.55	X	1	=	5.63	SQM	
12	3.815	X	4.28	X	1	=	16.33	SQM	
13	2.72	X	5.20	X	1	=	14.14	SQM	
14	0.78	X	0.65	X	1	=	0.51	SQM	
15	0.72	X	0.625	X	1	=	0.45	SQM	
16	1.565	X	0.32	X	1	=	0.50	SQM	
TOTAL						=	108.91	SQM	

FIRE LIFT DEDUCTION

FL	1.88	X	1.85	X	1	=	3.48	SQM
TOTAL							3.48	

LIFT DEDUCTION

L1	2.78	X	1.90	X	1	=	5.28	SQM
TOTAL							5.28	

TOTAL DEDUCTIONS			=	117.67	SQM
NET AREA	482.03	–	117.67	=	364.36 SQM

TOTAL PARKING CALCULATION BUILDING-D1

PARKING REQUIRED	NO. OF TENEMENT	PARKING REQUIRED		PARKING PROVIDED	
		CARS	SCOOTERS	CARS	SCOOTERS
FOR EVERY 2 TENEMENTS WITH EACH TENEMENT HAVING CARPET AREA EQUAL TO OR ABOVE 40 SQ.M. BUT LESS THAN 80 SQ.M. (1-5)	52	26	130	27	135
TOTAL	52	26	130	27	135
5% VISITOR PARKING		1	7	1	7
TOTAL		27	137	28	142
		X	X	X	X
AREA REQUIRED PER NOS.		12.50	2.00	12.50	2.00
TOTAL AREA		337.50	274.00	350.00	284.00
		611.50		634.00	

WATER CALCULATION
BUILDING – "D1"
D.H.W.T. CALCULATION

RESIDENTIAL	NO.OF PERSONS/TENEMENT					
WATER REQUIRED 135 LTRS PER PERSON PER DAY=	5	X	135	=	675.00	LTRS
FOR RESIDENTIAL						
TOTAL NO. OF TENEMENT=	52					
NO.OF PERSONS / TENEMENT=	52	X	5	=	260	
WATER REQUIRED 135 LTRS PER PERSON PER DAY=	260	X	135	=	35100.00	LTRS
TOTAL RESIDENTIAL				=	35100.00	LTRS
ADD FIRE FIGHTING =	35100.00	+	20000.00	=	55100.00	LTRS
D.H.W.T. CAPACITY REQUIRED =	55100.00	LTRS				
TOTAL D.H.W.T. CAPACITY PROVIDED=	55100.00	LTRS				

U.G.W.T. CALCULATION

U.G.W.T. CAPACITY =	55100.00	X	1.50	=	82650.00	LTRS
ADD FIRE FIGHTING	82650.00	+	750000.00			
TOTAL U.G.W.T. CAPACITY REQUIRED=	832650.00	LTRS				
TOTAL U.G.W.T. CAPACITY	350087.50	LTRS				

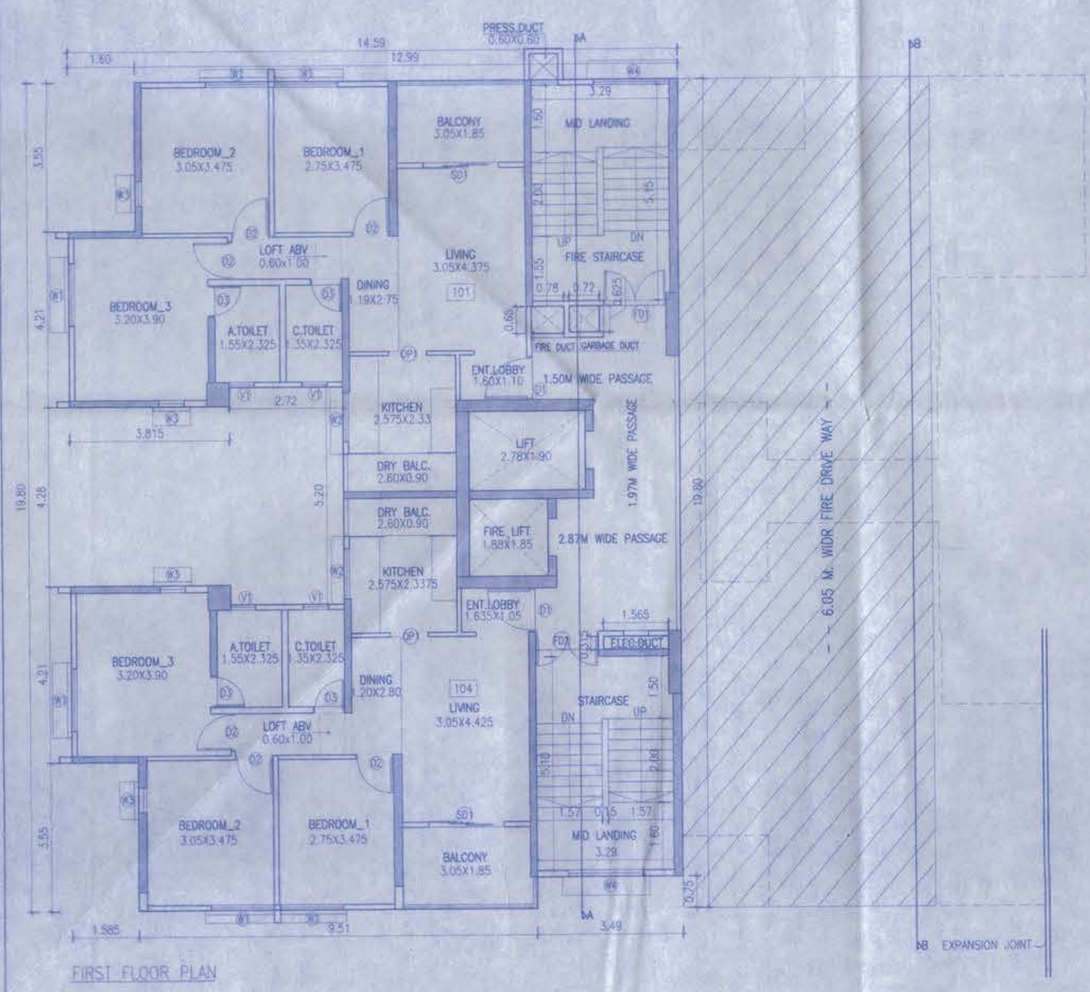
FIRST FLOOR PLAN

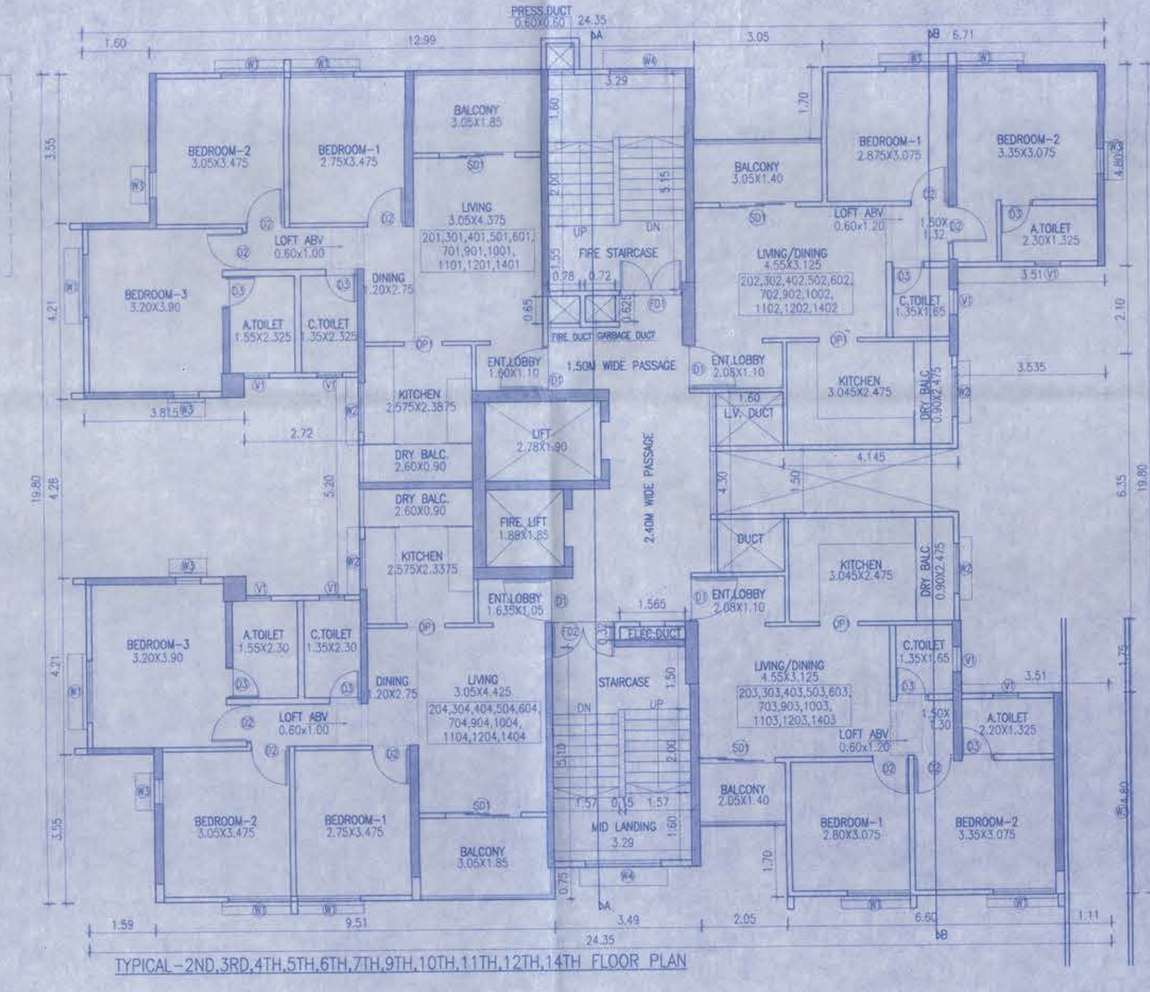
TYPICAL-2ND,3RD,4TH,5TH,6TH,7TH,9TH,10TH,11TH,12TH,14TH FLOOR PLAN

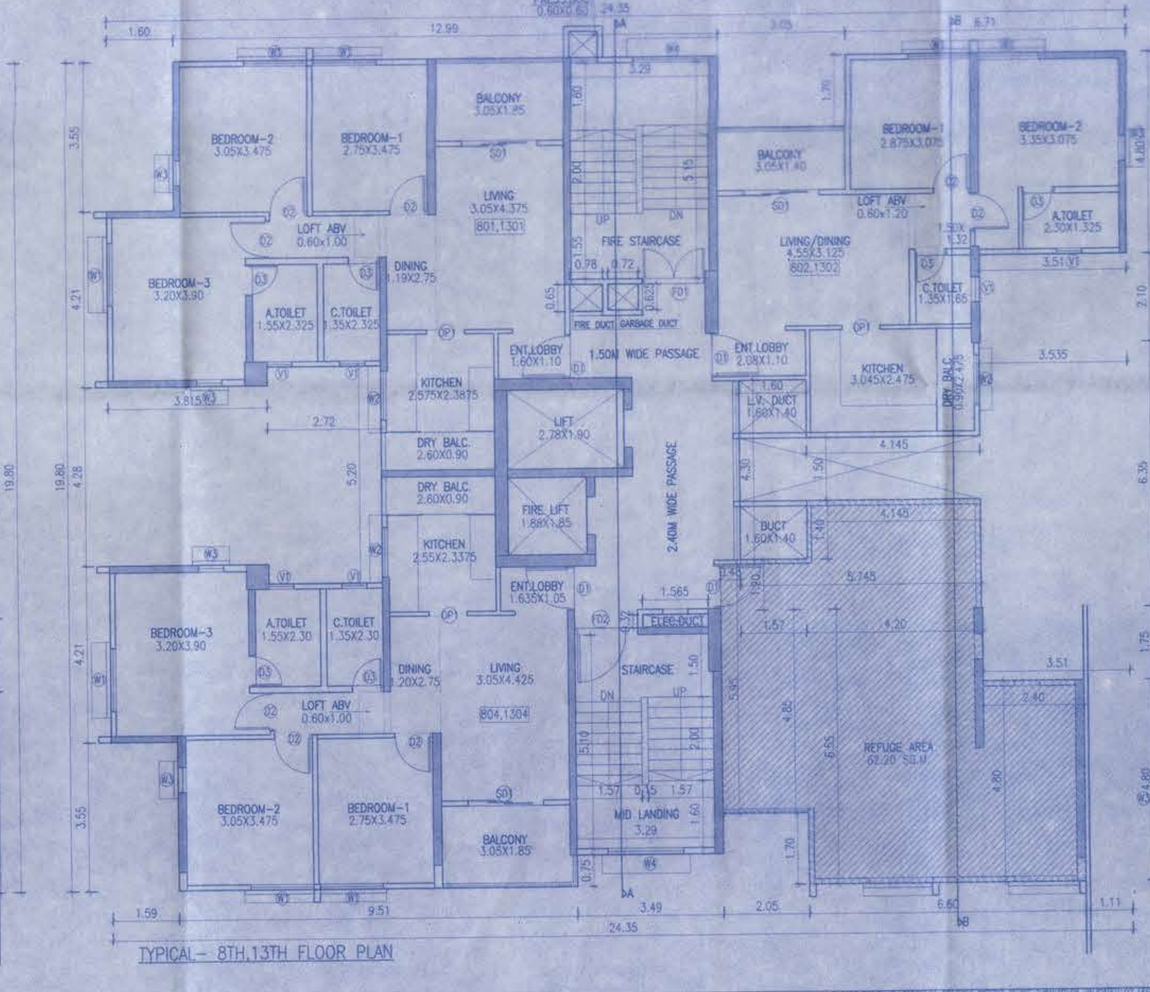
TYPICAL- 8TH,13TH FLOOR PLAN

OPENING

DOOR WINDOW SCHEDULE

DOOR NAME	SIZE (L X H)	WINDOW NAME	SIZE (L X H)
D1	1.05M X 2.20M		
D2	0.90M X 2.20M	W1	1.50M X 1.60M
D3	0.75M X 2.20M	W2	1.20M X 0.85M
SD1	1.80M X 2.20M	W3	0.60M X 1.60M
FD1	1.50M X 2.20M	V1	0.60M X 0.90M
FD2	1.25M X 2.20M		
DP1	0.90M X 2.20M		

NOTES:–

ALL DRAWINGS ARE PREPARED AS PER DOCUMENTS GIVEN BY THE OWNER/P.A.H.

PROJECT

PROPOSED RESIDENTIAL BUILDING ON S.NO. – 62/1(P) & 59/1/1B(P), 59/1/2, 59/1/1A, 59/2/2, AT. WAKAD TAL-MULSHI,PUNE

NAME AND SIGNATURE OF OWNER

MR.Ramesh Patel(pooh)

NAME AND SIGNATURE OF ARCHITECT

SAMEER VALIMBE CA 92/14618

GIRISH BRAHME CA 92/14568

TADPL
TELESIS ARCHITECTS & DESIGNERS PVT.LTD.
Kothrud, Ku/22, Bhonde Colony Extension Kothrud, Pune - 38. (020) 25381188 Fax No. (020) 25381188

NORTH	SCALE 1:100	SHEET NO.
	DEALT BY:- KAUSTUBH	3/16
	CHK BY:- SV.	
	DATE 13.05.2021	

THIS DRAWING MAY NOT BE USED, REPRODUCED OR COPIED IN WHOLE OR IN PART WITHOUT THE WRITTEN PERMISSION OF TELESIS ARCHITECTS & DESIGNERS PVT. LTD.