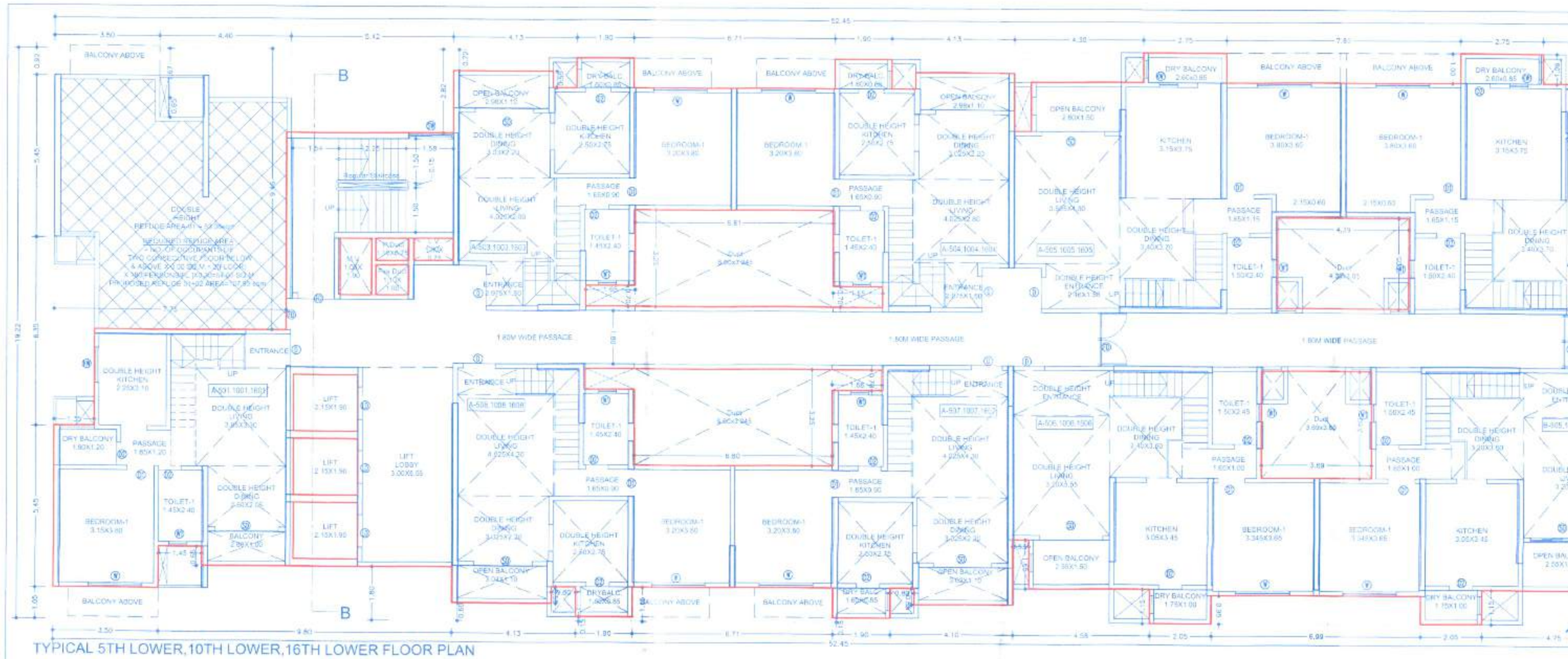

TYPICAL 5TH LOWER,10TH LOWER,16TH LOWER FLOOR PLAN

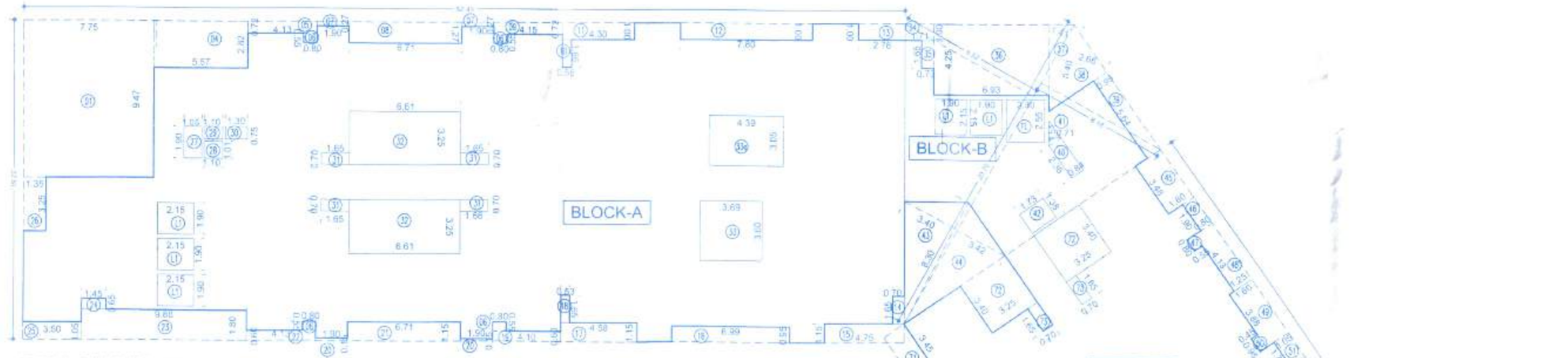

TYPICAL 5TH LOWER,10TH LOWER,16TH LOWER FLOOR PLAN AREA CALCULATION KEY PLAN
(Scale 1:200)

TYPICAL 5TH LOWER,10TH LOWER,16TH LOWER FLOOR PLAN
REFUGE CALCULATION KEY PLAN
(SCALE 1:200)

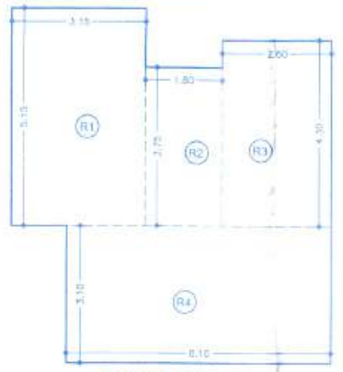

REFUGE AREA -01

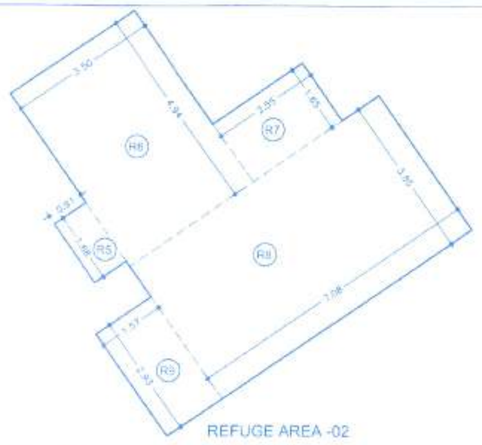

REFUGE AREA -02

AREA CALCULATION

TYPICAL 5TH,10TH,16TH LOWER FLOOR AREA KEY PLAN

A	52.45	X	19.22	X	1	=	1008.09
B1	20.70	X	8.82	X	0.50	=	91.29
B2	20.70	X	8.18	X	0.50	=	84.66
C	40.63	X	20.66	X	1	=	815.04
Total Block A+B+C						=	1999.08

DEDUCTION

1	7.75	X	9.47	X	1	=	73.39
4	5.57	X	2.82	X	1	=	15.71
5	4.13	X	0.72	X	1	=	2.97
6	0.80	X	0.55	X	4	=	1.76
7	1.90	X	0.27	X	2	=	1.03
8	6.71	X	1.77	X	1	=	11.87
9	4.15	X	0.72	X	1	=	2.99
10	0.56	X	1.66	X	1	=	0.93
11	4.30	X	1.00	X	1	=	4.30
12	7.80	X	1.00	X	1	=	7.80
13	2.78	X	1.00	X	1	=	2.78
14	0.70	X	1.65	X	1	=	1.15
15	4.75	X	1.15	X	1	=	5.46
16	6.99	X	0.95	X	1	=	6.64
17	4.58	X	1.15	X	1	=	5.27
18	0.53	X	1.65	X	1	=	0.87
19	4.10	X	0.60	X	1	=	2.46
20	1.90	X	0.15	X	2	=	0.57
21	6.71	X	1.15	X	1	=	7.72
22	4.13	X	0.60	X	1	=	2.48
23	9.80	X	1.80	X	1	=	17.64
24	1.45	X	0.65	X	1	=	0.94
25	3.50	X	1.05	X	1	=	3.68
26	1.35	X	3.25	X	1	=	4.39
27	1.05	X	1.90	X	1	=	1.99
28	1.10	X	1.01	X	1	=	1.11
29	1.10	X	0.75	X	1	=	0.83
30	1.30	X	0.75	X	1	=	0.98
31	1.65	X	0.70	X	4	=	4.62
32	6.60	X	3.25	X	2	=	42.90
33	3.69	X	3.60	X	1	=	13.28
33a	4.39	X	3.05	X	1	=	13.39
34	1.71	X	1.00	X	1	=	1.71
35	0.73	X	1.65	X	1	=	1.20
36	6.93	X	4.25	X	1	=	29.45
37	5.40	X	1.41	X	0.50	=	3.81
38	5.40	X	2.66	X	0.50	=	7.18
39	5.64	X	0.95	X	1	=	5.36
40	2.36	X	0.84	X	1	=	1.98
41	1.51	X	0.71	X	0.50	=	0.54
42	1.38	X	1.73	X	1	=	2.39
43	8.30	X	3.40	X	0.50	=	14.11
44	8.30	X	3.42	X	0.50	=	14.19
45	3.45	X	1.80	X	1	=	6.21
46	1.90	X	0.80	X	1	=	1.52
47	0.80	X	0.55	X	2	=	0.88
48	4.10	X	1.25	X	1	=	5.13
49	3.98	X	1.00	X	2	=	12.42
50	0.95	X	0.45	X	3	=	1.28
51	1.05	X	1.75	X	2	=	3.68
52	6.49	X	2.05	X	1	=	13.12
53	4.66	X	0.45	X	1	=	2.10
54	0.60	X	0.70	X	1	=	0.42
55	6.65	X	0.45	X	1	=	2.99
56	2.25	X	0.46	X	1	=	1.04
57	6.11	X	0.50	X	1	=	3.06
58	3.25	X	2.29	X	1	=	7.44
59	2.34	X	3.16	X	1	=	7.39
60	0.40	X	0.20	X	1	=	0.08
61	3.25	X	1.35	X	1	=	4.39
62	3.50	X	0.28	X	1	=	0.98
63	1.45	X	0.65	X	1	=	0.94
64	1.02	X	4.26	X	1	=	4.35
65	3.93	X	1.05	X	1	=	4.02
65a	5.48	X	2.55	X	1	=	13.97
65b	8.73	X	5.22	X	1	=	45.57
66	1.75	X	0.72	X	1	=	1.26
67	1.72	X	3.30	X	1	=	5.68
68	1.27	X	3.88	X	1	=	4.93
69	0.92	X	4.13	X	1	=	3.80
70	1.90	X	0.47	X	1	=	0.89
71	3.45	X	1.47	X	1	=	5.07
72	3.25	X	3.40	X	2	=	22.10
73	1.65	X	0.70	X	2	=	2.31
74	1.66	X	0.90	X	4	=	5.98
75	6.30	X	3.45	X	2	=	43.47
76	2.25	X	0.93	X	1	=	2.09
L1	1.90	X	2.15	X	7	=	28.59
FL	2.30	X	2.55	X	1	=	5.86
TOTAL DEDUCTION						=	617.20
NET FLOOR AREA	1999.08	-	617.20			=	1381.88

Form of Statement 2 [Sr. No. 9 (G)]
CARPET AREA STATEMENT (Tower-1)

Building No	Floor No	Flat No	Carpet Area Sq.m	Open Balcony Area Sq.m
Tower-1	Typical 5TH,10TH& 16TH Lower& Upper	A-501 1001 1601	69.60	7.57
		A-502 1002 1602	REFUGE AREA	
		A-503 1003 1603	67.78	6.72
		A-504 1004 1604	67.78	6.72
		A-505 1005 1605	100.55	9.58
		A-506 1006 1606	96.34	9.57
		A-507 1007 1607	70.17	6.72
		A-508 1008 1608	70.22	6.72
		B-501 1001 1601	70.09	6.60
		B-502 1002 1602	52.87	4.01
		B-503 1003 1603	52.80	4.01
		B-504 1004 1604	70.09	6.60
		B-505 1005 1605	96.34	9.57
		B-506 1006 1606	100.56	9.50
		C-501 1001 1601	REFUGE AREA	
		C-502 1002 1602	52.80	4.01
		C-503 1003 1603	100.15	10.43
		C-504 1004 1604	69.24	7.14

NOTE - ABOVE STATEMENTS MAY VARY WHEREVER REQUIRED

REFUGE AREA

REQUIRED REFUGE AREA			0.30	SQM	=	PERSONS			
2 CONSECUTIVE FLOOR			26	FLAT	X	5	PERSONS	=	160 PERSONS
REQUIRED REFUGE AREA PER PERSON 0.30 SQM									
REQUIRED REFUGE AREA=	160	X	0.30	=	54.00	SQM			
AREA FOR HANDICAP				=	0.90	SQM			
TOTAL REQUIRED REFUGE AREA				=	54.90	SQM			
PROPOSED REFUGE AREA				=	107.95	SQM			

Typical 5th,10th, 16th Lower Refuge Area Key Plan

REFUGE AREA -01								
R1	3.15	X	5.15	X	1	=	16.22	
R2	1.80	X	3.75	X	1	=	6.75	
R3	2.60	X	4.30	X	1	=	11.18	
R4	6.10	X	3.10	X	1	=	18.91	
TOTAL						=	53.06	
REFUGE AREA -02								
R5	1.65	X	0.91	X	1	=	1.53	
R6	3.50	X	4.94	X	1	=	17.29	
R7	2.55	X	1.65	X	1	=	4.21	
R8	7.68	X	3.85	X	1	=	27.26	
R9	1.57	X	2.93	X	1	=	4.60	
TOTAL						=	54.88	
TOTAL REFUGE AREA							107.95	

SCHEDULE OF OPENINGS

DOOR	SIZE	LINTEL	TYPE
D	0.75 X 2.15	2.15	TEAK WOOD FRAMED PANELED DOOR
D1	0.90 X 2.15	2.15	TEAK WOOD FRAMED PANELED DOOR
D2	0.75 X 2.15	2.15	TEAK WOOD FRAME FLUSH DOOR
SD	1.75 X 2.15	2.15	ALUMINUM FRAMED SLIDING DOOR
FD	1.25 X 2.15	2.15	FIRE RESISTANCE DOOR

SCHEDULE OF OPENINGS

WINDOW	SIZE	CILL	TYPE
W	1.80 X 1.35	0.95	ALUMINUM FRAMED SLIDING WINDOW
W1	0.75 X 0.60	1.20	ALUMINUM FRAMED LOUVER
W2	1.00 X 0.90	0.3000	ALUMINUM FRAMED SLIDING WINDOW

LEGEND
Proposed Work in :
Refuge Area

DATE & STAMP OF APPROVAL

11/69

Sector-R12
Tower-1
Floor Plan & Area Calculation

Approved as proposed vide
subject to conditions mentioned in Annexure 'A'
of letter No. BMA/ [illegible] Dated [illegible]
Sr. No. [illegible]
Dated 28/09/2023
Metropolitan Commissioner and
Chief Executive Officer
Pune Metropolitan Regional Development Authority, Pune.

PMRDA

UDCPR 2020

F JOB TITLE / SITE ADDRESS

PROPOSED BUILDING FOR SECTOR R-12, FOR INTEGRATED TOWNSHIP Gat No.124 to 132,137(P) to142,144,145,146(P),147 to 153, 155 to 159(P), 160, 162 to 164, 166, 167, 169(P), 170 & 194(P) Village-Manjri Khurd, Tal. Haveli, PUNE.
On Gat No.1255 Hissa
No.14,17,18,28,29,31,33,38,46,47,48,65,66,67,69,70,71,72,73, 1265,1267(P),1269,1273,1276 Hissa No.2,3,5,6,13,15,16,26,27, 28,30,1A/2,34,37 Village-Wagholi, Tal. Haveli, PUNE.

G OWNER NAME AND SIGNATURE

Joint Venture by:
1) M/s. Aanchal Developers Pvt. Ltd
2) Manjari Housing Projects LLP
through authorized signatory Mrs. MEENA KARNE

H ARCHITECT

Name of Architect
Vishwas Kulkarni CA/1984/8465
Hrishikesh Kulkarni CA/2002/29235

Signature of Architect

VK:a architecture
3rd Floor Nextgen Avenue,Sr.No.103(p), C.T.S.No.2860, B.S.Road, Near ICC Trade Tower,Bahirwadi, Pune-411016
P. +91 20 6626 6669
E. mail@vkarch.com
W. www.vkarch.com

Project Name: Floor Plan & Area Calculation		Scale: 1:100 @ 594X1130
Drawn by: Mayur	Checked by: Mr. Bhavsar	Date: 21/04/23
Project No.: 2243	Drawing No.: 211	Rev. No.: B
Purpose: FOR P.M.R.D.A. SANCTION		