BUILT UP AREA CALCULATION FOR COMM.AREA								
1	1.62	X	4.40	X	1	=	7.13	sq.mt.
2	2.58	X	4.30	X	1	=	11.09	sq.mt.
3	17.85	X	4.35	X	1	=	77.65	sq.mt.
4	4.67	X	1.73	X	5	=	40.40	sq.mt.
5	4.72	X	0.20	X	1	=	0.94	sq.mt.
6	4.67	X	1.53	X	1	=	7.15	sq.mt.
7	0.85	X	4.40	X	1	=	3.74	sq.mt.
8	5.55	X	4.35	X	1	=	24.14	sq.mt.
9	18.60	X	4.35	X	1	=	80.91	sq.mt.
NET B/UP AREA (A- B)						=	253.15	sq.mt.

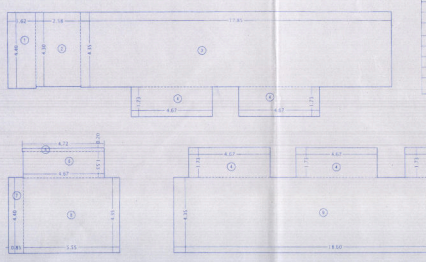

AREA DIAGRAM FOR GROUND FL.(comm. portion) PLAN

Area Diagram for Letter box

LETTER BOX								
1	1.00	X	1.40	X	1 NO	=	1.39	SQ.MT
2	0.62	X	1.40	X	1 NO	=	0.87	SQ.MT
3	0.88	X	4.30	X	1 NO	=	3.78	SQ.MT
					TOTAL ADDITION	=	5.97	SQ.MT



Area Diagram for society office

Society office								
1	2.22	X	1.73	X	1 NO	=	3.84	SQ.MT
2	2.15	X	5.95	X	1 NO	=	12.84	SQ.MT
3	1.60	X	4.35	X	1 NO	=	6.96	SQ.MT
					TOTAL ADDITION	=	23.65	SQ.MT

Area Diagram for Sanitary block

Sanitary block								
1	1.15	X	5.35	X	1 NO	=	6.03	SQ.MT
2	1.00	X	1.00	X	1 NO	=	2.02	SQ.MT
3	2.20	X	1.00	X	1 NO	=	3.96	SQ.MT
4	2.35	X	4.35	X	1 NO	=	10.22	SQ.MT
5	1.40	X	4.35	X	1 NO	=	6.09	SQ.MT
					TOTAL ADDITION	=	28.31	SQ.MT

Sanitation Requirements - Tower -1

Built up area	Occupant Load	Total seats for Male/female Sanitary block	Total seats per floor	Total seats per floor for Male	Total seats per floor for Female	Required Male	Provided Male	Required Female	Provided Female	Required Handicapped	Provided Handicapped

DOOR SCHEDULE

MARK	DOOR TYPE	DOOR SIZE		MASONARY OPENING	
		WIDTH	HEIGHT	WIDTH	HEIGHT
1	D1	LIVING ROOM		1000	2100
2	D2	BED ROOM		1000	2100
3	D3	BATHROOM		800	2100
4	D4	W.C & BATH		800	2100
5	D5	ENTRANCE DOOR		1200	2400
6	D6	ENTRANCE DOOR (FIRE RESCUE)		1200	2400
7	D7	LIFT LOBBY DOOR		1200	2400
8	D8	UTILITY DOOR		1200	2400
9	D9	LIFT MACHINE		1000	2400
10	D10	PUMP MACHINE		1000	2400
11	D11	PUMP WATER ROOM		1000	2400
12	D12	STORE		1000	2400
13	D13	PLUMBER DUCT		750	2400
14	D14	PLUMBER DUCT		600	2400

WINDOW SCHEDULE

SR NO.	WINDOW NO.	LOCATION	MASONARY OPENING WIDTH	HEIGHT
1	W1	LIVING ROOM	2130	2175
2	W2	BEDROOM	1830	2175
3	W3	PASSAGE	3500	2175
4	W4	LIFT LOBBY	1500	2175
5	W5	STAIRCASE	1200	1500
6	W6	CORNER UNIT TOILET	600	1500

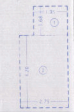

Flat Area Diagram for Rera carpet (Shop no.1.4.5.8.12.13)

Flat Area Diagram for Rera carpet (Shop no.9)

Flat Area Diagram for Rera carpet (Shop no.10 & 15)

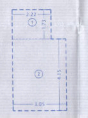

Flat Area Diagram for Rera carpet (Shop no.2.3.6.7.11.14)

CARPET AREA CALCULATION (Shop no. 1,4,5,8,12,13)								
1	1.75	X	1.00	X	1	=	1.75	sq.mt.
2	2.75	X	4.80	X	1	=	13.20	sq.mt.
					Total AREA	=	14.95	sq.mt.
CARPET AREA CALCULATION (Shop no. 9)								
1	1.22	X	4.80	X	1	=	5.86	sq.mt.
2	1.70	X	4.63	X	1	=	7.87	sq.mt.
					Total AREA	=	13.47	sq.mt.
CARPET AREA CALCULATION (Shop no. 10 & 15)								
1	2.05	X	6.00	X	1	=	12.30	sq.mt.
					Total AREA	=	12.30	sq.mt.
CARPET AREA CALCULATION (Shop no. 2,3,6,7,11,14)								
1	2.15	X	1.75	X	1	=	3.76	sq.mt.
2	2.05	X	4.63	X	1	=	9.49	sq.mt.
					Total AREA	=	13.25	sq.mt.
					Total Carpet area	=	54.17	sq.mt.

BUILT UP AREA CALCULATION FOR GROUND FLOOR PLAN

Description								
	X	62.60	X	13.46	X	1	=	984.24	sq.mt.
Deduction									
1	21.85	X	0.75	X	1	=	16.40	sq.mt.
2	1.70	X	0.75	X	1	=	1.27	sq.mt.
3	4.35	X	0.75	X	1	=	3.26	sq.mt.
4	6.35	X	0.75	X	1	=	4.76	sq.mt.
5	1.20	X	1.00	X	1	=	1.20	sq.mt.
6	1.20	X	1.00	X	1	=	1.20	sq.mt.
7	1.60	X	1.00	X	1	=	1.60	sq.mt.
8	1.60	X	1.00	X	1	=	1.60	sq.mt.
9	1.50	X	1.20	X	1	=	1.80	sq.mt.
10	1.50	X	1.20	X	1	=	1.80	sq.mt.
11	3.35	X	1.35	X	1	=	4.52	sq.mt.
12	11.85	X	0.75	X	1	=	8.89	sq.mt.
13	1.35	X	0.12	X	1	=	0.16	sq.mt.
	1.85	X	0.15	X	1	=	0.28	sq.mt.
14	1.85	X	1.40	X	1	=	2.59	sq.mt.
15	4.60	X	1.80	X	1	=	8.28	sq.mt.
16	0.80	X	2.20	X	1	=	1.76	sq.mt.
17	1.54	X	1.54	X	1	=	2.37	sq.mt.
18	1.50	X	1.54	X	1	=	2.31	sq.mt.
19	0.88	X	1.58	X	1	=	1.39	sq.mt.
20	1.75	X	1.85	X	1	=	3.24	sq.mt.
21	1.75	X	0.60	X	2	=	2.10	sq.mt.
22	1.35	X	1.60	X	1	=	2.16	sq.mt.
23	1.50	X	1.55	X	1	=	2.32	sq.mt.
24	2.05	X	1.58	X	1	=	3.24	sq.mt.
25	2.05	X	1.58	X	1	=	3.24	sq.mt.
26	2.05	X	1.58	X	1	=	3.24	sq.mt.