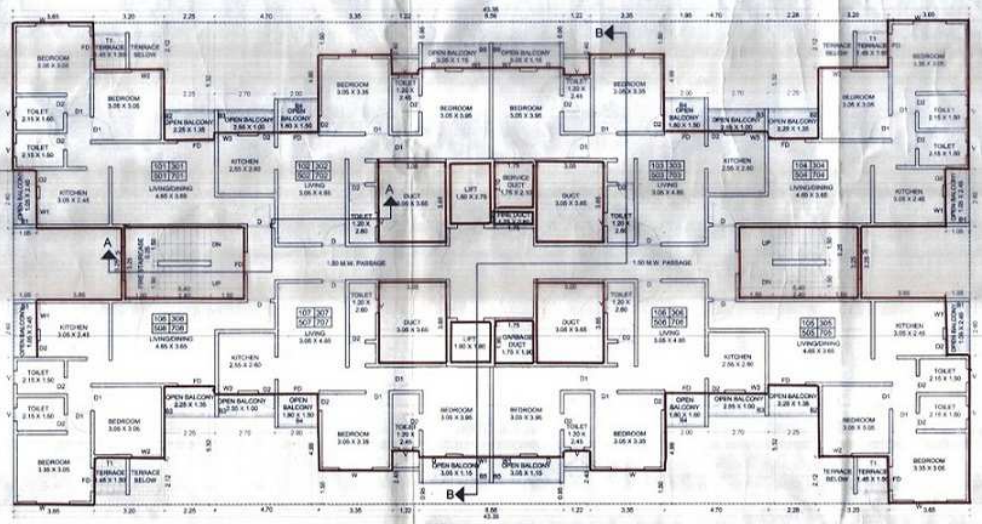

TYPICAL 1ST,3RD,5TH & 7TH FLOOR PLAN
SCALE 1:100

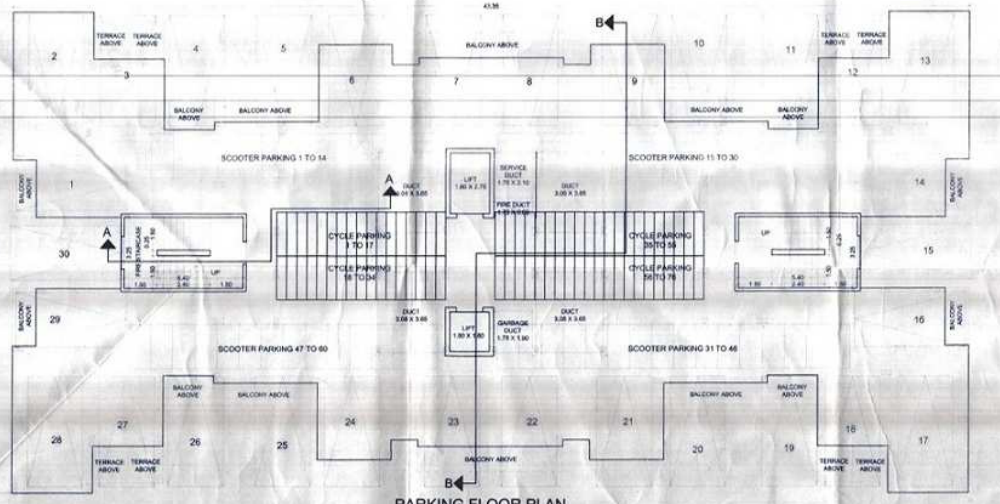

PARKING FLOOR PLAN
SCALE 1:100

F.S.I AREA STATEMENT (IN SQ. MT.)											
FLOORS	GROUND COVERAGE	BUP AREA	PERM. BALC.(15%)	PROP BALC	STAIRCASE	STAIRCASE (FIRE)	LIFT	LIFT MACHINE ROOM	PERM. TERR.(20%)	TERRACE	TENAMENT
PARKING		-	-	-	-	-	-	-	-	-	-
FIRST		579.93	86.99	61.20	17.55	17.55			115.99	10.56	8
SECOND		579.93	86.99	61.20	17.55	17.55			115.99	10.56	8
THIRD		579.93	86.99	61.20	17.55	17.55			115.99	10.56	8
FOURTH	601.06	579.93	86.99	61.20	17.55	17.55	8.19	21.84	115.99	10.56	8
FIFTH		579.93	86.99	61.20	17.55	17.55			115.99	10.56	8
SIXTH		579.93	86.99	61.20	17.55	17.55			115.99	10.56	8
SEVENTH		579.93	86.99	61.20	17.55	17.55			115.99	10.56	8
EIGHTH		538.09	80.71	56.64	17.55	17.55			107.67	10.56	7
TOTAL	601.06	4197.50	629.64	444.04	140.40	140.40	8.19	21.84	919.52	84.48	63

TERRACE AREA STATEMENT					
1ST TO 8TH FLOOR					
FLOOR	NUMBER	TERRACE LENGTH (M)	BAL WIDT H (M)	No.	TOTAL TERRACE (SQ M)
1ST TO 8TH	T1	1.60	1.85	4	10.56
TOTAL					10.56

BALCONY AREA STATEMENT					
1ST TO 7TH FLOOR					
FLOOR	NUMBER	BALCONY LENGTH (M)	BAL WIDT H (M)	No.	TOTAL BALCONY (SQ M)
1ST TO 7TH	B1	1.05	2.60	4	10.92
	B2	2.25	1.35	4	12.15
	B3	2.70	1.05	4	11.34
	B4	1.95	1.50	4	11.70
	B5	6.55	1.15	2	15.08
TOTAL					61.20

BALCONY AREA STATEMENT					
8TH FLOOR					
FLOOR	NUMBER	BALCONY LENGTH (M)	BAL WIDT H (M)	No.	TOTAL BALCONY (SQ M)
8TH	B1	1.05	2.60	4	10.92
	B2	2.25	1.35	1	3.11
	B3	2.70	1.05	3	8.51
	B4	1.95	1.50	3	8.77
	B5	6.55	1.15	2	15.08
	B6	2.40	1.35	1	3.24
TOTAL					35.64

PARKING AREA CALCULATION (IN SQ. MT.)				
TYPE	TENEMENTS	CAR	SCOOTER	CYCLE
HAVING CARPET AREA BELOW 40 SQ.MT.(1-4-4) FOR 2 TENA	00	0	0	0
HAVING CARPET AREA 40 SQ.MT. BUT LESS THEN 80 SQ.M. (2-4-2) for 2 TENA	63	63	126	63
FOR EVERY 100 SQ.M. (3-9-3)	0.00	0	0	0
IN ADD 5% VISITOR PKG		4	7	4
TOTAL		67	133	67
AREA		12.50	2.00	0.70
REQUIRED		837.50	266.00	46.90
		1150.40		

GROUND COVERAGE AREA CALCULATIONS
MAX B/UP AREA = 579.94
1ST FL TERR.= 10.56
2ND FL TERR.= 10.56
TOTAL = 601.06

DOOR WINDOW SCHEDULE

D1 - 1.05x2.10 W1 - 1.80x1.50
D2 - 0.90x2.10 W2 - 1.50x0.90
D3 - 0.75x2.10 W3 - 1.50x1.20
FD - 1.80x2.10 V - 0.60x0.75

LIFT MACHINE ROOM AREA CALCULATION

1	3.00	X	4.14	=	12.42	SQ. M.
2	3.00	X	3.14	=	9.42	SQ. M.
TOTAL				=	21.84	SQ. M.

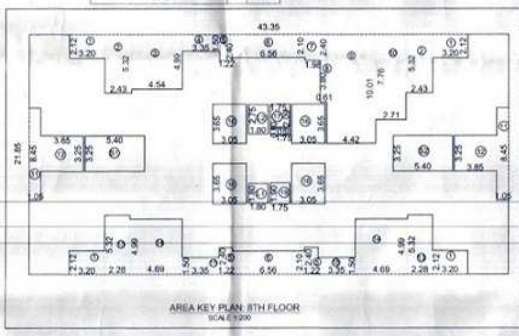

AREA KEY PLAN 8TH FLOOR
SCALE 1:200

8TH FLOOR AREA CALCULATION								
AREA OF BLOCK								
A	43.35	X	21.85	X	1	=	947.20	SQ. M.
TOTAL						=	947.20	SQ. M.
STD. DEDUCTIONS								
1	3.20	X	2.12	X	4	=	27.14	SQ. M.
2	2.43	X	5.32	X	2	=	25.86	SQ. M.
3	4.54	X	4.99	X	1	=	22.65	SQ. M.
4	3.35	X	1.50	X	1	=	5.03	SQ. M.
5	1.22	X	2.40	X	3	=	8.78	SQ. M.
6	6.56	X	2.10	X	2	=	27.55	SQ. M.
7	1.95	X	2.40	X	1	=	4.70	SQ. M.
8	0.61	X	3.80	X	1	=	2.32	SQ. M.
9	4.42	X	10.01	X	1	=	44.24	SQ. M.
10	2.71	X	7.76	X	1	=	21.03	SQ. M.
11	1.05	X	8.45	X	2	=	17.75	SQ. M.
12	3.85	X	3.25	X	2	=	25.03	SQ. M.
13	2.28	X	5.32	X	2	=	24.26	SQ. M.
14	4.69	X	4.99	X	2	=	46.81	SQ. M.
15	3.35	X	1.50	X	2	=	10.05	SQ. M.
16	3.05	X	3.65	X	4	=	44.53	SQ. M.
17	1.75	X	2.00	X	1	=	3.66	SQ. M.
18	1.75	X	0.60	X	1	=	1.05	SQ. M.
19	1.75	X	1.90	X	1	=	3.33	SQ. M.
S1	5.40	X	3.25	X	1	=	17.55	SQ. M.
S2	5.40	X	3.25	X	1	=	17.55	SQ. M.
L1	1.80	X	1.80	X	1	=	3.24	SQ. M.
L2	1.80	X	2.75	X	1	=	4.95	SQ. M.
TOTAL						=	409.11	SQ. M.
NET B/UP OF 1 FLOOR						=	538.09	SQ. M.

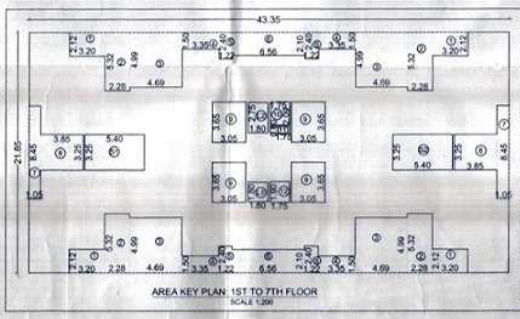

AREA KEY PLAN 1ST TO 7TH FLOOR
SCALE 1:200

TYPICAL 1ST TO 7TH FLOOR AREA CALCULATION								
AREA OF BLOCK								
A	43.35	X	21.85	X	1	=	947.20	SQ. M.
TOTAL						=	947.20	SQ. M.
STD. DEDUCTIONS								
1	3.20	X	2.12	X	4	=	27.14	SQ. M.
2	2.28	X	5.32	X	4	=	48.52	SQ. M.
3	4.69	X	4.99	X	4	=	93.61	SQ. M.
4	3.35	X	1.50	X	4	=	20.10	SQ. M.
5	1.22	X	2.40	X	4	=	11.71	SQ. M.
6	6.56	X	2.10	X	2	=	27.55	SQ. M.
8	1.05	X	8.45	X	2	=	17.75	SQ. M.
9	3.85	X	3.25	X	2	=	25.03	SQ. M.
10	3.05	X	3.65	X	4	=	44.53	SQ. M.
10	1.75	X	2.00	X	1	=	3.66	SQ. M.
11	1.75	X	0.60	X	1	=	1.05	SQ. M.
12	1.75	X	1.90	X	1	=	3.33	SQ. M.
S1	5.40	X	3.25	X	1	=	17.55	SQ. M.
S2	5.40	X	3.25	X	1	=	17.55	SQ. M.
L1	1.80	X	1.80	X	1	=	3.24	SQ. M.
L2	1.80	X	2.75	X	1	=	4.95	SQ. M.
TOTAL						=	367.27	SQ. M.
NET B/UP OF 1 FLOOR						=	579.93	SQ. M.

STAMP OF APPROVAL

03/05

B - WING

APPROVED SUBJECT TO CONDITION
APPROVED UNDER COMMENCEMENT
CERTIFICATE NO.....

Building Inspector — Deputy Engineer PMC
(B.P.O.P. Zone No.-1) PMC

BUILDING CONTROL DEPARTMENT APPROVED PUNE MUNICIPAL CORPORATION

OWNERS NAME & SIGN. (P.A.H.)

M/S. SAI BUILDTECH LLP. THROUGH
MR. RAJIV DHALWANI
& OTHERS

PROJECT

PROPOSED LAYOUT OF BUILDING
AT S. NO. 6, H. NO. 3 AT DHANORI, PUNE.

JOB NO:-	DRG.NO:-
SCALE:- 1:100	DATE:- 24/03/2018
DRN. BY:- RAVI	CHKD. BY:- MR.KHIRE

ARCHITECTS

KHIRE-BHIDE & ASSOCIATES
Architects & Designers
'Jay Kamal' Apartment, 336,Narayan Peth,
Near Nadi Ganpati, Pune - 411030
tel. 020 - 24491567
Email : khirebhide_a@yahoo.co.in
www.khirebhide.com

Rajendra Khire CA/90/13574 — SIGN
Milind Bhide CA/92/14605 — SIGN