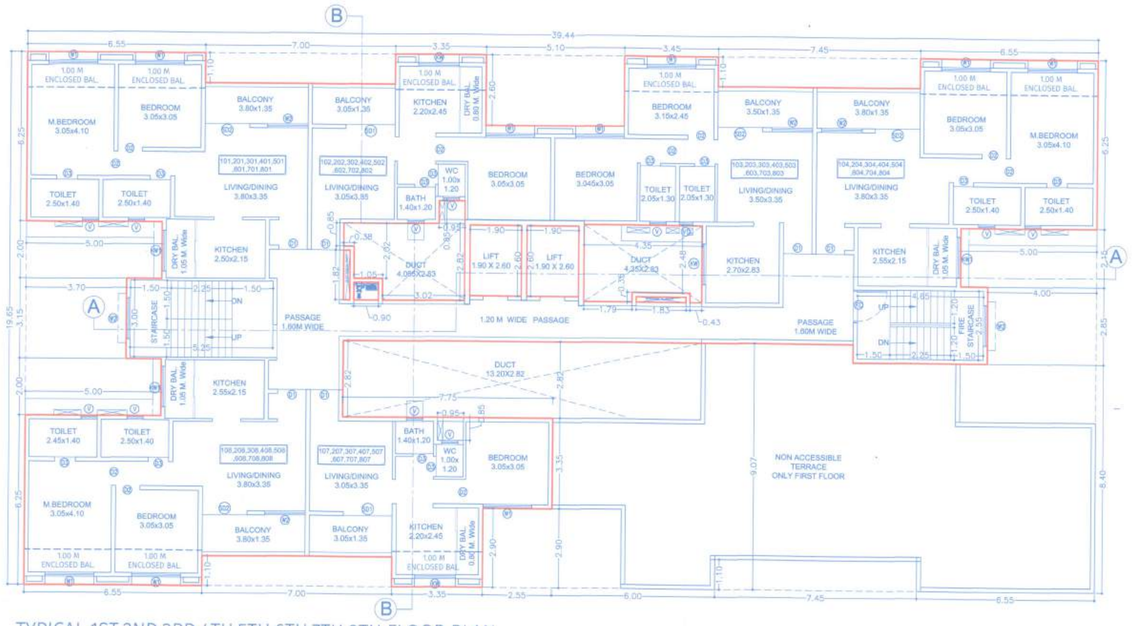

TYPICAL 1ST,2ND,3RD,4TH,5TH,6TH,7TH,8TH FLOOR PLAN

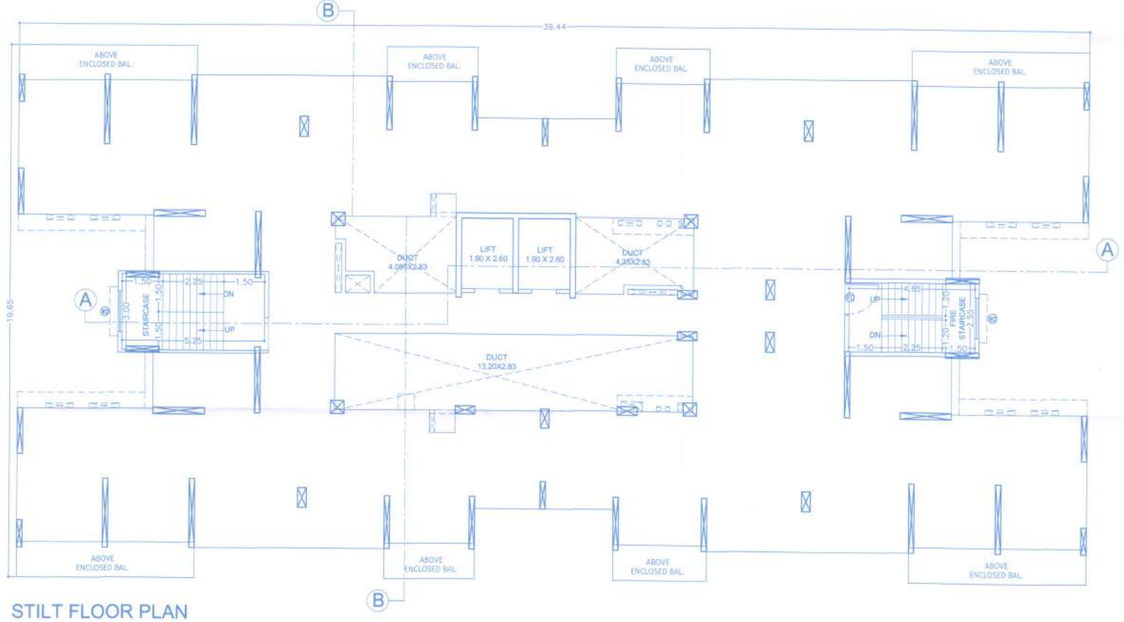

STILT FLOOR PLAN

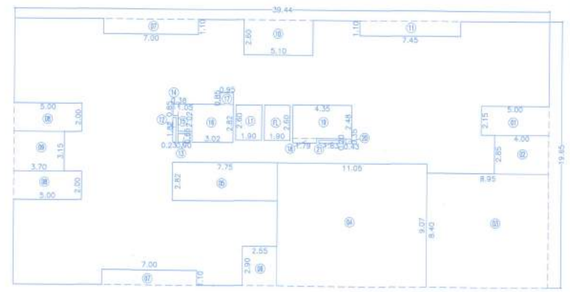

TYPICAL FLOOR KEY PLAN

(SCALE 1:200)

(Wing- B & C)

TYPICAL FLOOR AREA CALCULATION							
BLOCK-A :							
A	39.44	X	19.65	X	1	=	775.00
DEDUCTIONS							
1	5.00	X	2.15	X	1	=	10.75
2	4.00	X	2.85	X	1	=	11.40
3	8.95	X	8.40	X	1	=	75.18
4	11.05	X	9.07	X	1	=	100.22
5	7.75	X	2.82	X	1	=	21.86
6	2.55	X	2.90	X	1	=	7.39
7	7.00	X	1.10	X	2	=	15.40
8	5.00	X	2.00	X	2	=	20.00
9	3.70	X	3.15	X	1	=	11.66
10	5.10	X	2.60	X	1	=	13.26
11	7.45	X	1.10	X	1	=	8.20
12	0.23	X	1.82	X	1	=	0.42
13	0.90	X	0.65	X	1	=	0.59
14	0.38	X	0.85	X	1	=	0.32
15	1.05	X	2.02	X	1	=	2.12
16	3.02	X	2.82	X	1	=	8.52
17	0.95	X	0.85	X	2	=	1.62
18	1.79	X	0.35	X	1	=	0.63
19	4.35	X	2.48	X	1	=	10.79
20	0.43	X	0.35	X	1	=	0.15
21	1.83	X	0.20	X	1	=	0.37
L1	1.90	X	2.60	X	1	=	4.94
FL	1.90	X	2.60	X	1	=	4.94
TOTAL							330.70
NET BUP AREA							SQ.M.
775.00		-	330.70				444.29

DATE & STAMP OF APPROVAL

06/10

दुरुस्त दि- २०/१२/२०२१
APPROVED SUBJECT TO CONDITION
APPROVED UNDER COMMENCEMENT CERTIFICATE NO. 2020/29

Building Inspector (Jr.Engg./Sect. Engg.) — Deputy Engineer
BUILDING PERMISSION DEPT. ZONE-2, P.M.C.

PUNE MUNICIPAL CORPORATION BUILDING CONTROL DEPARTMENT APPROVED PUNE

TOTAL PARKING AREA STATEMENT			
TYPE OF FLAT	NO OF FLAT	REQUIRED PARKING	
		CAR	SCOOTER
2 TENEMENTS HAVING BELOW CARPET AREA 40.00 SQ.M. (1-2)	16	8	16
2 TENEMENTS HAVING CARPET AREA 40.00-80.00 SQ.M. (1-5)	32	16	80
TOTAL	48	24	96

TOTAL PARKING AREA STATEMENT				
VEHICLE	SIZE	VEHICLE AREA REQUIRED	VEHICLE NO	AREA PROVOIDD
CARS	2.5X5.00	12.50	24	300.00
SCOOTERS	1.00X2.00	2.00	96	192.00
TOTAL				492.00

WATER AREA CALCULATION			
FOR RESIDENTIAL:			
AMOUNT OF WATER REQUIRED PER PERSON	=	135.00	lts/day
WATER REQUIRED PER FLAT(5 PERSONS/FLAT)	=	675.00	lts/day
NO OF FLATS IN Wing.	=	48.00	NOS.
REQUIRED CAPACITY OF OVERHEAD WATER TANK	=	32400.00	lts/day
TOTAL WATER REQUIRED RESI.	=	32400.00	lts/day
WATER REQUIRED FOR FIRE FIGHTING	=	10000.00	lts/day
TOTAL WATER REQUIRED FOR OHWT	=	42400.00	lts/day
PROVOID CAPACITY TO OVER HEAD WATER TANK	=	42400.00	lts/day
REQUIRED CAPACITY TO UNDER GROUND WATER TANK WATER REQ.X1.50	=	63600.00	lts/day

F.S.I. STATEMENT (Wing B,C)				
NO FL	NET B/UP AREA	LIFT	FIRE LIFT	PROP. TEN.
Basement	- -	4.94	4.94	- -
Stilt	- -			- -
1st	444.29			6
2nd	444.29			6
3rd	444.29			6
4th	444.29			6
5th	444.29			6
6th	444.29			6
7th	444.29			6
8th	444.29			6
TOTAL	3554.32	4.94	4.94	48.00

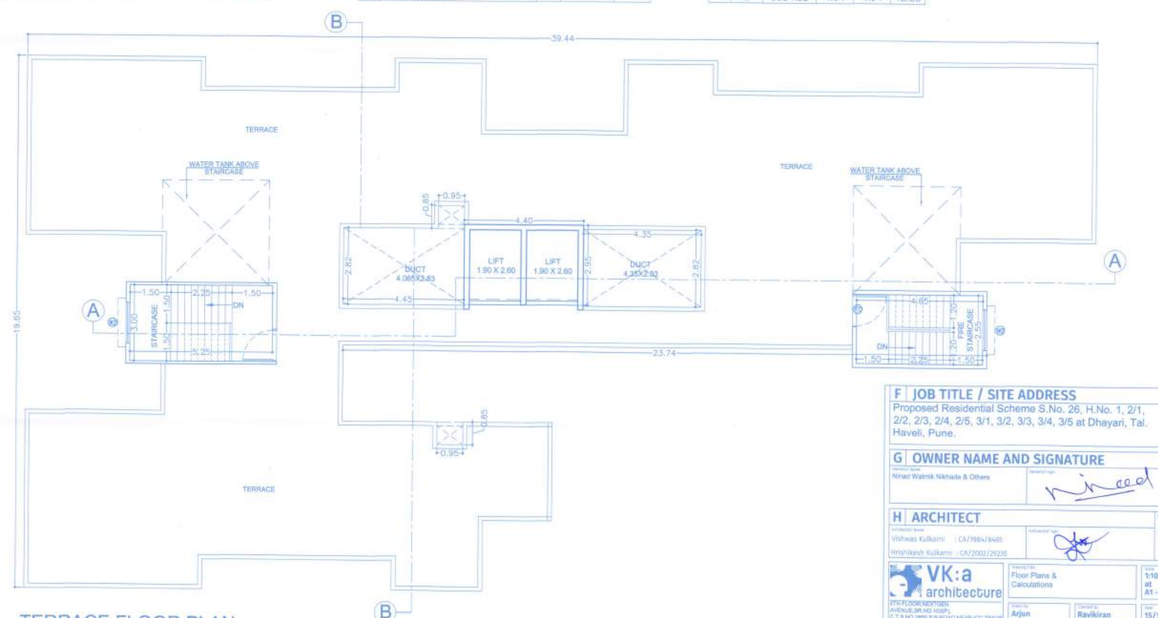

TERRACE FLOOR PLAN

F JOB TITLE / SITE ADDRESS

Proposed Residential Scheme S.No. 26, H.No. 1, 2/1, 2/2, 2/3, 2/4, 2/5, 3/1, 3/2, 3/3, 3/4, 3/5 at Dhayari, Tal. Haveli, Pune.

G OWNER NAME AND SIGNATURE

Name of Owner: Nirad Walmik Nikhade & Others

H ARCHITECT

Architect Name: Vishwas Kulkarni : CA/1984/8465
Hrishikesh Kulkarni : CA/2002/29235

VK:a architecture
STRUCTURE SECTION, AVENUE,SR.NO.169(P), C.T.S.NO.2856,S.B.ROAD,NEAR ICC TRADE TOWER,BANERJI WADI, PUNE 411016.
P +91 20 6526 8888
E mail@vkarch.com
W www.vkarch.com

Drawing Title: Floor Plans & Calculations		Scale: 1:100 at A1 - 841X990
Drawn by: Arjun	Checked by: Ravikiran	Date: 15/12/21
Job no. 1476	Drawing no. 206	Revision: -
PMC SUBMISSION		