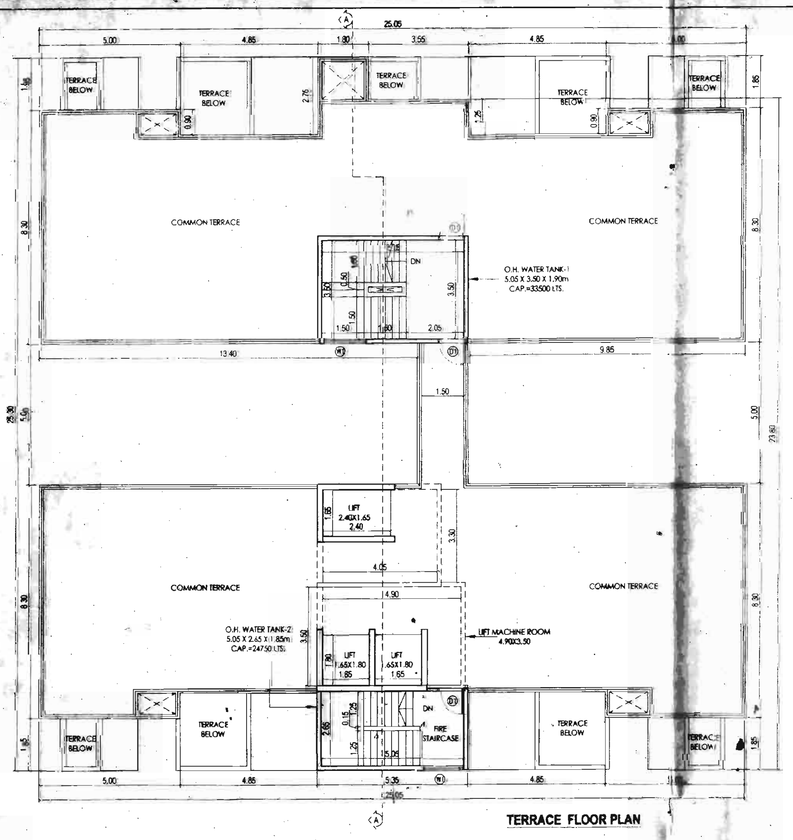

TERRACE FLOOR PLAN

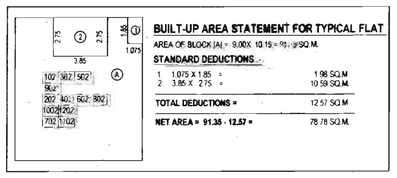

BUILT-UP AREA STATEMENT FOR TYPICAL FLAT

AREA OF BLOCK (A) = 9.00X 10.15 = 91.35 SQ.M.

STANDARD DEDUCTIONS :-

1.	1.075 X 1.85 =	1.98 SQ.M
2.	3.85 X 2.75 =	10.59 SQ.M
TOTAL DEDUCTIONS =		12.57 SQ.M
NET AREA = 91.35 - 12.57 =		78.78 SQ.M.

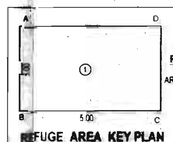

REFUGE AREA KEY PLAN

REFUSE AREA STATEMENT

AREA OF BLOCK (ABCD)= 5.00 X 3.00 = 15.00 SQ.M

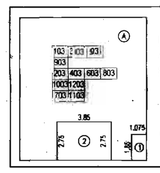

BUILT-UP AREA STATEMENT FOR TYPICAL FLAT

AREA OF BLOCK (A) = 9.00X 10.15 = 91.35 SQ.M.

STANDARD DEDUCTIONS :-

1.	1.075 X 1.85 =	1.98 SQ.M
2.	3.85 X 2.75 =	10.59 SQ.M
TOTAL DEDUCTIONS =		12.57 SQ.M
NET AREA = 91.35 - 12.57 =		78.78 SQ.M.

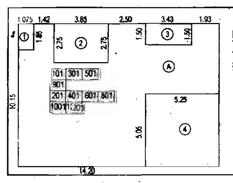

BUILT-UP AREA STATEMENT FOR TYPICAL FLAT

AREA OF BLOCK (A) = 14.20X 10.15 = 144.13 SQ.M.

STANDARD DEDUCTIONS :-

1.	1.075 X 1.85 =	1.98 SQ.M
2.	3.85 X 2.75 =	10.59 SQ.M
3.	3.43 X 1.50 =	5.15 SQ.M
4.	5.25 X 5.05 =	26.51 SQ.M
TOTAL DEDUCTIONS =		44.23 SQ.M
NET AREA = 144.13 - 44.23 =		99.90 SQ.M

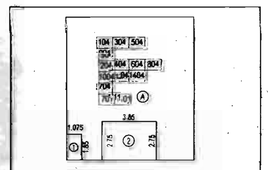

AREA KEY PLAN FOR TYPICAL FLAT
SCALE 1:200

BUILT-UP AREA STATEMENT FOR TYPICAL FLAT

AREA OF BLOCK (A) = 9.00X 10.15 = 91.35 SQ.M.

STANDARD DEDUCTIONS :-

1.	1.075 X 1.85 =	1.98 SQ.M
2.	3.85 X 2.75 =	10.59 SQ.M
TOTAL DEDUCTIONS =		12.57 SQ.M
NET AREA = 91.35 - 12.57 =		78.78 SQ.M

AREA STATEMENT (IN SQ.M.)

SR NO	FLOOR	TOTAL B/UP AREA	PERMISSIBLE BALCONY 10% OF PER FLOOR B/UP AREA	PROPOSED BALCONY	TERRACE	PASSAGE	DRY BALCONY	STAIRCASE	FIRE STAIRCASE	PROPOSED REFUGE	LIFT	LIFT MACHINE ROOM	TENEMENTS	TOTAL B/UP AREA
1	FIRST	318.98	47.85	33.20	40.88	38.24	0.00	0.00	13.38	15.00			4	
2	SECOND	301.31	45.20	33.20	42.38	38.24	0.00	17.67	13.38	0.00			4	
3	THIRD	318.98	47.85	33.20	40.88	38.24	0.00	17.67	13.38	0.00			4	
4	FOURTH	301.31	45.20	33.20	42.38	38.24	0.00	17.67	13.38	0.00			4	
5	FIFTH	318.98	47.85	33.20	40.88	38.24	0.00	17.67	13.38	0.00			4	
6	SIXTH	301.31	45.20	33.20	42.38	38.24	0.00	17.67	13.38	0.00			4	
7	SEVENTH	284.42	42.66	33.20	40.88	40.00	0.00	0.00	13.38	0.00			4	3662.62
8	EIGHTH	301.31	45.20	33.20	42.38	38.24	0.00	17.67	13.38	0.00			4	
9	NINTH	318.98	47.85	33.20	40.88	38.24	0.00	0.00	13.38	0.00			4	
10	TENTH	301.31	45.20	33.20	42.38	38.24	0.00	17.67	13.38	0.00			4	
11	ELEVENTH	284.42	42.66	33.20	40.88	40.00	0.00	0.00	13.38	15.00			4	
12	TWELFTH	301.31	45.20	33.20	42.38	38.24	0.00	17.67	13.38	0.00			4	
13	TOTAL	3662.62	547.89	398.40	499.56	462.40	0.00	141.36	160.56	30.00	1.50	30.51	48	

WATER TANK CAPACITY CALCULATION

WATER REQUIRED IN OVERHEAD WATER TANK

TYPE	TENEMENTS	FACTOR	LTRS	TOTAL (LTRS)
RESIDENTIAL	48	135		32400
ADD 25% FOR FIRE FIGHTING				20000
TOTAL CAPACITY OF O/H WATER TANK =				52400
SIZE = 5.05 X 3.50 X 1.90m (TANK-1)				33500
SIZE = 5.05 X 2.65 X 1.85m (TANK-2)				24750
WATER REQUIRED IN U/G WATER TANK				48800
ADD FIRE FIGHTING				75000
TOTAL WATER REQUIRED IN U/G WATER TANK				123800

PARKING CALCULATION

TYPE	B/UP (SQ.M.)	FLATS	CAR (NOS)	SCOOTER (NOS)	CYCLE (NOS.)
RESIDENTIAL	0-50	0	0	0	0
	50-100	48	48	64	64
	Above 180	0	0	0	0
Visitors Parking (1 1:1) /10 flat		56	6	6	6
TOTAL	PERMISSIBLE		22	70	70
	PROPOSED		22	70	70
	PERMISSIBLE AREA		440.00 SQ.M.	140.00 SQ.M.	140.00 SQ.M.
	PROPOSED AREA		440.00 SQ.M.	140.00 SQ.M.	140.00 SQ.M.

BALCONY AREA STATEMENT

BALCONY	SIZE					AREA
BALCONY @ 1st TO 6th,8th TO 10th &12th FLOOR						
B1	1.00	X	8.30	X	4	33.20
TOTAL						33.20
NO. OF BLOCKS						10
TOTAL						332.00
BALCONY @ 7TH & 11TH FLOOR						
B1	1.00	X	8.30	X	4	33.20
TOTAL						33.20
NO. OF BLOCKS						2
TOTAL						66.40
NET BALCONY (332.00 + 66.40) =						398.40

CARPET AREA STATEMENT

UNIT	PERMISSIBLE MINIMUM CARPET	PROPOSED MINIMUM CARPET
LIVING	9.50	14.70
KITCHEN	5.50	12.25
BEDROOM	9.50	10.72
STUDY	7.50	8.40
TOILET	2.80	3.17
LIFT	1.80	3.06

COVERAGE AREA STATEMENT

1.	COVERAGE + PLINTH + TERRACE		SQ.M
2.	MAXIMUM B/UP AREA		278.03
3.	COVERAGE AREA	1st FLOOR	40.86
		2nd FLOOR	42.38
4.	TOTAL COVERAGE AREA		361.29

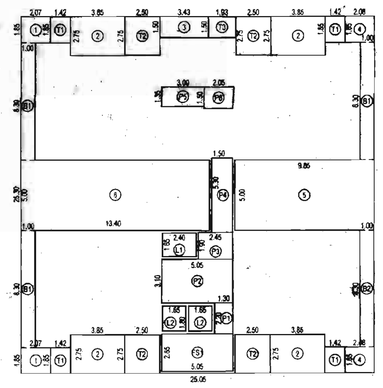

AREA KEY PLAN TYPICAL - 1ST, 3RD, 5TH & 9TH FLOOR PLAN
SCALE 1:200

BUILT-UP AREA STATEMENT : TYPICAL - 1ST, 3RD, 5TH & 9TH FLOOR PLAN

AREA OF BLOCK (ABCD) = 25.05 X 25.30 = 633.77 SQ.M.

STANDARD DEDUCTIONS :-

1.	2.07 X 1.85 X 2 =	7.65 SQ.M
2.	3.85 X 2.75 X 4 =	42.35 SQ.M
3.	1.43 X 1.50 =	5.14 SQ.M
4.	2.08 X 1.85 X 2 =	7.70 SQ.M
5.	9.85 X 5.00 =	49.25 SQ.M
6.	13.40 X 5.00 =	67.00 SQ.M
		179.09 SQ.M.

STAIRCASE DEDUCTIONS :-

FS1.	5.05 X 2.65 =	13.38 SQ.M.
		13.38 SQ.M.

LIFT DEDUCTIONS :-

L1	2.40 X 1.65 =	3.96 SQ.M.
L2	1.65 X 1.80 X 2 =	5.94 SQ.M.
		9.90 SQ.M.

BALCONY DEDUCTIONS :-

B1	1.00 X 8.30 X 4 =	33.20 SQ.M.

TERRACE DEDUCTIONS :-

T1	1.42 X 1.85 X 4 =	10.50 SQ.M.
T2	2.65 X 2.75 X 4 =	29.15 SQ.M.
T3	1.77 X 1.50 =	2.66 SQ.M.
		40.86 SQ.M.

PASSAGE DEDUCTIONS :-

P1.	1.30 X 2.20 =	2.86 SQ.M.
P2.	5.05 X 3.10 =	15.65 SQ.M.
P3.	2.45 X 1.90 =	4.65 SQ.M.
P4.	1.50 X 5.30 =	7.95 SQ.M.
P5.	3.00 X 1.35 =	4.05 SQ.M.
P6.	2.08 X 1.50 =	3.08 SQ.M.
		38.24 SQ.M.

TOTAL DEDUCTIONS =		317.78 SQ.M.
NET AREA = 633.77 - 317.78 =		316.00 SQ.M.

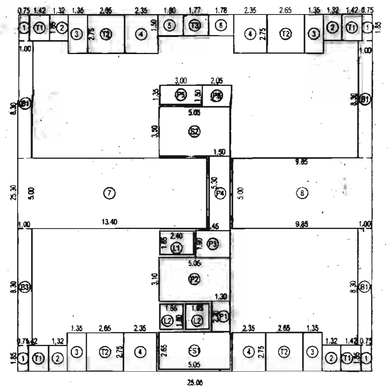

AREA KEY PLAN TYPICAL - 2ND, 4TH, 6TH,8TH, 10TH &12TH FLOOR PLAN
SCALE 1:200

BUILT-UP AREA STATEMENT : TYPICAL - 2ND, 4TH,6TH,8TH, 10TH&12TH FLOOR PLAN

AREA OF BLOCK (ABCD) = 25.05 X 25.30 = 633.77 SQ.M.

STANDARD DEDUCTIONS :-

1.	0.75 X 1.85 X 4 =	5.55 SQ.M.
2.	1.33 X 1.85 X 4 =	9.84 SQ.M.
3.	1.35 X 2.75 X 4 =	14.85 SQ.M.
4.	2.35 X 2.75 X 4 =	25.85 SQ.M.
5.	1.80 X 1.50 =	2.70 SQ.M.
6.	1.78 X 1.50 =	2.67 SQ.M.
7.	13.40 X 5.00 =	67.00 SQ.M.
8.	9.85 X 5.00 =	49.25 SQ.M.
		177.71 SQ.M.

STAIRCASE DEDUCTIONS :-

FS1	5.05 X 2.65 =	13.38 SQ.M.
S2	5.05 X 3.50 =	17.67 SQ.M.
		31.05 SQ.M.

LIFT DEDUCTIONS :-

L1	2.40 X 1.65 =	3.96 SQ.M.
L2	1.65 X 1.80 X 2 =	5.94 SQ.M.
		9.90 SQ.M.

BALCONY DEDUCTIONS :-

B1	1.00 X 8.30 X 4 =	33.20 SQ.M.

TERRACE DEDUCTIONS :-

T1	1.42 X 1.85 X 4 =	10.50 SQ.M.
T2	2.65 X 2.75 X 4 =	29.15 SQ.M.
T3	1.77 X 1.50 =	2.66 SQ.M.
		42.30 SQ.M.

PASSAGE DEDUCTIONS :-

P1.	1.30 X 2.20 =	2.86 SQ.M.
P2.	5.05 X 3.10 =	15.65 SQ.M.
P3.	2.45 X 1.90 =	4.65 SQ.M.
P4.	1.50 X 5.30 =	7.95 SQ.M.
P5.	3.00 X 1.35 =	4.05 SQ.M.
P6.	2.08 X 1.50 =	3.08 SQ.M.
		38.24 SQ.M.

TOTAL DEDUCTIONS =		332.46 SQ.M.
NET AREA = 633.77 - 332.46 =		301.31 SQ.M.

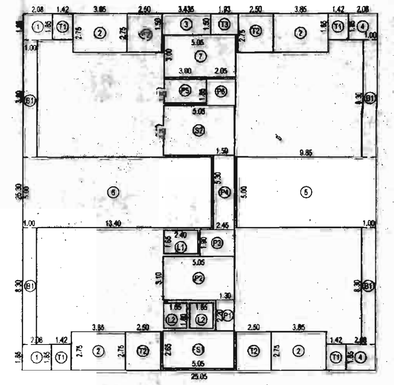

AREA KEY PLAN TYPICAL - 7TH & 11TH FLOOR PLAN
SCALE 1:200

BUILT-UP AREA STATEMENT : TYPICAL - 7TH & 11TH FLOOR PLAN

AREA OF BLOCK (ABCD) = 25.05 X 25.30 = 633.77 SQ.M.

STANDARD DEDUCTIONS :-

1.	2.08 X 1.85 X 2 =	7.70 SQ.M.
2.	3.85 X 2.75 X 4 =	42.37 SQ.M.
3.	3.43 X 1.50 =	5.15 SQ.M.
4.	2.08 X 1.85 X 2 =	7.70 SQ.M.
5.	9.85 X 5.00 =	49.25 SQ.M.
6.	13.40 X 5.00 =	67.00 SQ.M.
7.	5.05 X 3.00 =	15.15 SQ.M.
		194.32 SQ.M.

STAIRCASE DEDUCTIONS :-

FS1	5.05 X 2.65 =	13.38 SQ.M.
S2	5.05 X 3.50 =	17.67 SQ.M.
		31.05 SQ.M.

LIFT DEDUCTIONS :-

L1	2.40 X 1.65 =	3.96 SQ.M.
L2	1.65 X 1.80 X 2 =	5.94 SQ.M.
		9.90 SQ.M.

BALCONY DEDUCTIONS :-

B1	1.00 X 8.30 X 4 =	33.20 SQ.M.

TERRACE DEDUCTIONS :-

T1	1.42 X 1.85 X 4 =	10.50 SQ.M.
T2	2.65 X 2.75 X 4 =	29.15 SQ.M.
T3	1.77 X 1.50 =	2.66 SQ.M.
		42.31 SQ.M.

PASSAGE DEDUCTIONS :-

P1.	1.30 X 2.20 =	2.86 SQ.M.
P2.	5.05 X 3.10 =	15.65 SQ.M.
P3.	2.45 X 1.90 =	4.65 SQ.M.
P4.	1.50 X 5.30 =	7.95 SQ.M.
P5.	3.00 X 1.35 =	4.05 SQ.M.
P6.	2.08 X 1.50 =	3.08 SQ.M.
		40.00 SQ.M.

TOTAL DEDUCTIONS =		349.35 SQ.M.
NET AREA = 633.77 - 349.35 =		284.42 SQ.M.

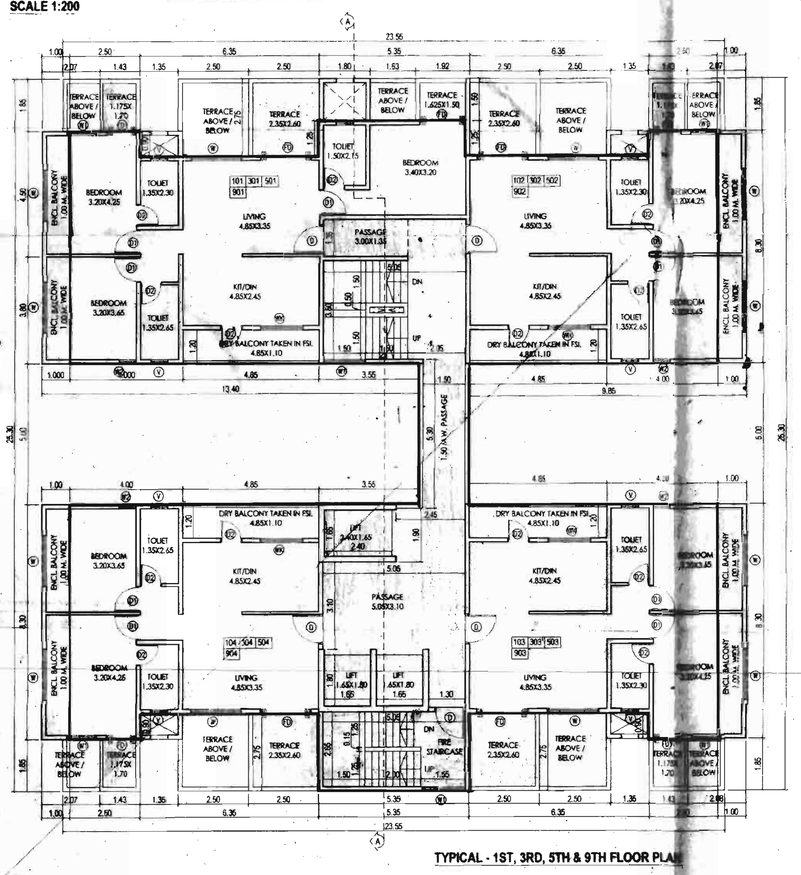

TYPICAL - 1ST, 3RD, 5TH & 9TH FLOOR PLAN

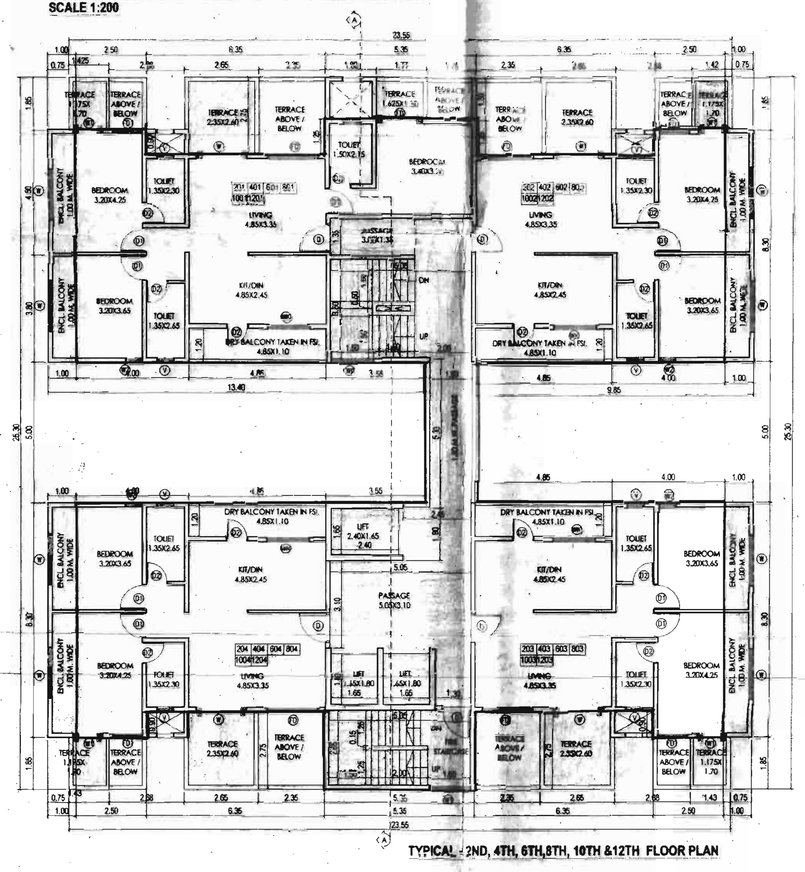

TYPICAL - 2ND, 4TH, 6TH,8TH, 10TH &12TH FLOOR PLAN

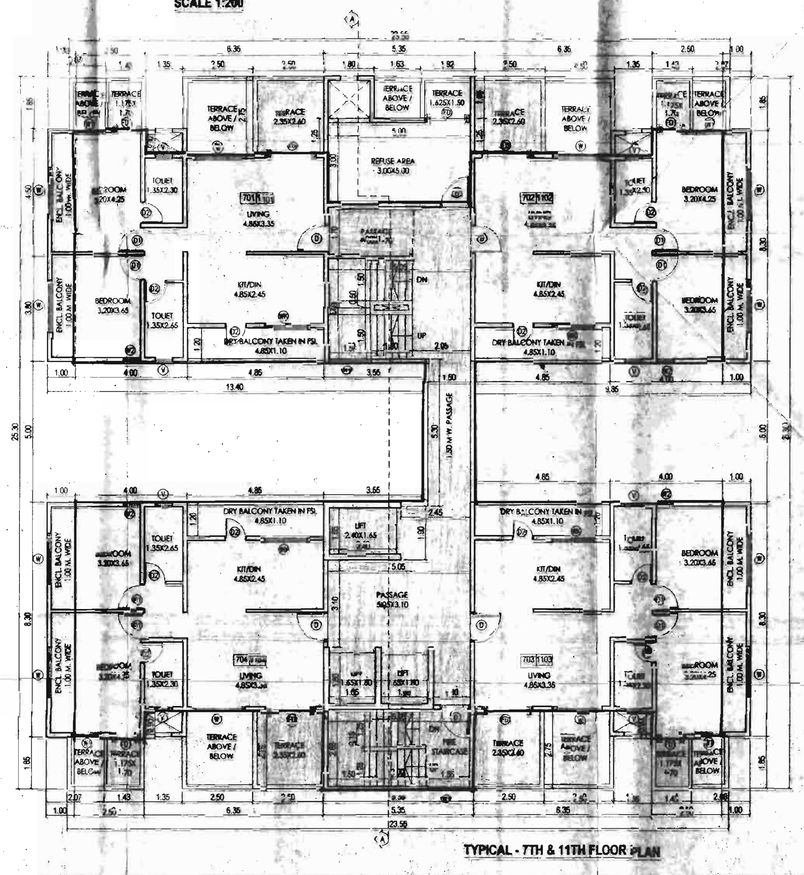

TYPICAL - 7TH & 11TH FLOOR PLAN

SHEET NO. 11 / 18

FLOOR PLANS , AREA KEY PLANS & AREA TABLES

REFERENCE :-
1) Approved by Chief Executive Officer A.D.T.P. Pune wide the letter No. 7311 on Dated 01/11/2013.
1) PMA / NA / SR / 284 / 2010 Dated on 18 / 17 / 2012
2) PMA / NA /SR / 412 / 2013 Dated on 01 / 09 / 2014

STAMP OF APPROVAL

'H' WING

Approved as shown in ..... subject to conditions mentioned in Annexure 'A' of letter No. B/ N.A.R. No. ..... Mouza ..... S. No./G. No./CTS No. ..... Dated ..... 19 .....
Metropolitan Commissioner and Chief Executive Officer
Pune Metropolitan Regional Development Authority, Pune.

SCHEDULE OF OPENINGS

1	D	1.05 X 2.30	1	W	1.50 X 1.20
2	D1	0.90 X 2.30	2	V	0.60 X 1.10
3	D2	0.75 X 2.30			
4	FD	1.50 X 2.30			

NOTE: ALL EXTERNAL AND INTERNAL WALLS ARE 0.15 m.

OWNER'S NAME: Mr. TEJAS R. SHAH (P.A.H.) PARTNERS - SUYOG CITY DEVELOPERS & AUTHORISED SIGNATORY FOR SELF & OTHER OWNERS.

OWNER'S SIGN:

SITE ADD.:- PROPOSED RESIDENTIAL BUILDING on S.NO. 79/1, 77/1+2(part), 78/1(part)+2+3(part)+5(part)+7/1(part)+2+3(part)+4+5(part)+6/1(part)+2(part)+3+ 8/1(part)+2+4+8/1(part)+2+3+8/1+2+3(part)+4+5(part)+6(part)+44/1+2(part)+3(part)+44/2+46/1+2+4+5(part)+7+ 8+7(part)+8(part)+77/1+2(part)+3+8(part)+79 79/1+2(part)+ plot No.38 At. Bavdhan BK. Tal. Mulshi Dist. Pune.

ARCHITECT: JAIDEEP S. DESHPANDE
CA/2003/31278

ARCHITECT'S SIGN:

ELEMENT 5
ARCHITECTURAL DESIGN STUDIO

OFFICE NO. 4 & 3, 1ST FLOOR, SWAYAMBHU BLDG, SUJAY GARDEN, 12 MUKUNDNAGAR, PUNE 411037
Tel no: 020 30481331 email : element5_jai@yahoo.co.in

N

JOB NO.	REVISION NO.	SCALE	DRAWN BY	CHECKED BY
064	R1	1:100	AMOL	JD
INWARD NO.		DATE	19-11-2016	
KEY NO.		SHEET NO.	11/18	