WING - A
F.S.I. STATEMENT

FLOOR		PROPOSED BUILT UP AREA	PERMISSIBLE ENCLOSED BALC. 15%	PROPOSED ENCLOSED BALCONY	PERMISSIBLE TERRACE 20%	PROPOSED TERRACE AREA	PROPOSED DRY BALCONY PREMIUM	FIRE STAIRCASE AREA	PROPOSED TENEMENTS	FIRE LIFT AREA
REVISED PROPOSED FLOOR	PARKING I	----	----	----	----	----	----	----	----	4.79
	PARKING II	----	----	----	----	----	----	----	----	
	FIRST	489.96	73.49	73.34	97.95	65.89	32.34	10.30	10	
	SECOND	519.22	77.88	77.71	103.84	63.88	----	10.30	10	
	TOTAL	1008.18	151.38	151.05	201.84	129.77	32.34	20.60	20	

WING - B
F.S.I. STATEMENT

FLOOR		PROPOSED BUILT UP AREA	PERMISSIBLE ENCLOSED BALC. 15%	PROPOSED ENCLOSED BALCONY	PERMISSIBLE TERRACE 20%	PROPOSED TERRACE AREA	PROPOSED DRY BALCONY PREMIUM	FIRE STAIRCASE AREA	PROPOSED TENEMENTS	FIRE LIFT AREA
REVISED PROPOSED FLOOR	PARKING I	----	----	----	----	----	----	----	----	4.79
	PARKING II	----	----	----	----	----	----	----	----	
	FIRST	489.96	73.49	73.34	97.95	65.89	32.34	10.30	10	
	SECOND	519.22	77.88	77.71	103.84	63.88	----	10.30	10	
	THIRD	519.31	77.89	77.62	103.86	63.83	----	10.30	10	
	FOURTH	519.31	77.89	77.62	103.86	63.83	----	10.30	10	
	FIFTH	519.31	77.89	77.62	103.86	63.83	----	10.30	10	
	SIXTH	519.31	77.89	77.62	103.86	63.83	----	10.30	10	
	TOTAL	3096.24	462.32	461.71	617.25	381.31	32.34	61.80	60	

WING - C
F.S.I. STATEMENT

FLOOR		PROPOSED BUILT UP AREA	PERMISSIBLE ENCLOSED BALC. 15%	PROPOSED ENCLOSED BALCONY	PERMISSIBLE TERRACE 20%	PROPOSED TERRACE AREA	PROPOSED DRY BALCONY PREMIUM	FIRE STAIRCASE AREA	PROPOSED TENEMENTS	FIRE LIFT AREA
REVISED PROPOSED FLOOR	PARKING I	----	----	----	----	----	----	----	----	4.79
	PARKING II	----	----	----	----	----	----	----	----	
	FIRST	489.96	73.49	73.34	97.99	65.89	32.34	10.30	10	
	SECOND	519.22	77.88	77.71	103.84	63.88	----	10.30	10	
	THIRD	519.31	77.89	77.62	103.86	63.83	----	10.30	10	
	FOURTH	519.31	77.89	77.62	103.86	63.83	----	10.30	10	
	FIFTH	519.31	77.89	77.62	103.86	63.83	----	10.30	10	
	SIXTH	519.31	77.89	77.62	103.86	63.83	----	10.30	10	
	SEVENTH	519.31	77.89	77.62	103.86	63.83	----	10.30	10	
	EIGHTH	483.82	72.57	72.41	96.76	59.79	----	10.30	09	
	NINETH	519.31	77.89	77.62	103.86	63.83	----	10.30	10	
	TENTH	519.22	77.88	77.71	103.84	63.88	----	10.30	10	
	ELEVENTH	519.31	77.89	77.62	103.86	65.89	----	10.30	10	
	TOTAL	5647.21	847.05	844.69	1129.42	709.65	32.34	113.30	109	

WING - D
F.S.I. STATEMENT

FLOOR		PROPOSED BUILT UP AREA	PERMISSIBLE ENCLOSED BALC. 15%	PROPOSED ENCLOSED BALCONY	PERMISSIBLE TERRACE 20%	PROPOSED TERRACE AREA	PROPOSED DRY BALCONY PREMIUM	FIRE STAIRCASE AREA	PROPOSED TENEMENTS	FIRE LIFT AREA
REVISED PROPOSED FLOOR	PARKING I	----	----	----	----	----	----	----	----	4.79
	PARKING II	----	----	----	----	----	----	----	----	
	FIRST	496.28	74.49	74.29	99.32	65.89	32.47	10.30	10	
	SECOND	496.65	74.50	74.19	99.33	63.88	32.47	10.30	10	
	THIRD	525.14	78.77	78.58	105.03	63.88	----	10.30	10	
	FOURTH	525.14	78.77	78.58	105.03	63.88	----	10.30	10	
	FIFTH	525.14	78.77	78.58	105.03	65.89	----	10.30	10	
	SIXTH	525.14	78.77	78.58	105.03	63.88	----	10.30	10	
	SEVENTH	525.14	78.77	78.58	105.03	65.89	----	10.30	10	
	EIGHTH	489.96	73.50	73.26	98.00	59.79	----	10.30	09	
	NINETH	525.14	78.77	78.58	105.03	63.88	----	10.30	10	
	TENTH	525.14	78.77	78.58	105.03	63.88	----	10.30	10	
	ELEVENTH	525.14	78.77	78.58	105.03	65.89	----	10.30	10	
	TOTAL	5684.35	852.65	850.32	1136.90	709.65	64.94	113.30	109	

WING - E
F.S.I. STATEMENT

FLOOR		PROPOSED BUILT UP AREA	PERMISSIBLE ENCLOSED BALC. 15%	PROPOSED ENCLOSED BALCONY	PERMISSIBLE TERRACE 20%	PROPOSED TERRACE AREA	PROPOSED DRY BALCONY PREMIUM	FIRE STAIRCASE AREA	PROPOSED TENEMENTS	FIRE LIFT AREA
REVISED PROPOSED FLOOR	PARKING I	----	----	----	----	----	----	----	----	4.79
	PARKING II	----	----	----	----	----	----	----	----	
	FIRST	443.90	66.59	66.46	88.79	72.67	29.69	10.91	10	
	SECOND	444.03	66.60	66.51	88.81	62.93	29.69	10.91	10	
	THIRD	443.98	66.59	66.46	88.79	72.67	29.69	10.91	10	
	FOURTH	444.03	66.60	66.51	88.81	62.93	29.69	10.91	10	
	FIFTH	444.03	66.60	66.46	88.81	62.93	29.69	10.91	10	
	SIXTH	444.03	66.60	66.51	88.81	62.93	29.69	10.91	10	
	SEVENTH	443.90	66.59	66.46	88.79	72.67	29.69	10.91	10	
	EIGHTH	415.24	62.29	61.47	83.05	57.47	26.59	10.91	09	
	NINETH	443.98	66.59	66.46	88.79	72.67	29.69	10.91	10	
	TENTH	444.03	66.60	66.51	88.81	62.93	29.69	10.91	10	
	ELEVENTH	443.90	66.59	66.46	88.79	72.67	29.69	10.91	10	
	TOTAL	4855.12	728.25	726.21	971.01	745.21	323.49	120.01	109	

WING - F
F.S.I. STATEMENT

FLOOR		PROPOSED BUILT UP AREA	PERMISSIBLE ENCLOSED BALC. 15%	PROPOSED ENCLOSED BALCONY	PERMISSIBLE TERRACE 20%	PROPOSED TERRACE AREA	PROPOSED DRY BALCONY PREMIUM	FIRE STAIRCASE AREA	PROPOSED TENEMENTS	FIRE LIFT AREA
REVISED PROPOSED FLOOR	PARKING I	----	----	----	----	----	----	----	----	4.79
	PARKING II	----	----	----	----	----	----	----	----	
	FIRST	459.33	68.90	68.43	91.57	72.67	29.69	10.91	10	
	SECOND	459.39	68.91	68.40	91.60	62.93	29.69	10.91	10	
	THIRD	459.33	68.90	68.43	91.67	72.67	29.69	10.91	10	
	FOURTH	459.39	68.91	68.48	91.68	62.93	29.69	10.91	10	
	FIFTH	459.33	68.90	68.43	91.67	72.67	29.69	10.91	10	
	SIXTH	459.39	68.91	68.48	91.68	62.93	29.69	10.91	10	
	SEVENTH	459.33	68.90	68.43	91.67	72.67	29.69	10.91	10	
	EIGHTH	431.05	64.66	63.43	86.21	57.47	26.59	10.91	09	
	NINETH	459.33	68.90	68.43	91.67	72.67	29.69	10.91	10	
	TENTH	459.39	68.91	68.48	91.68	62.93	29.69	10.91	10	
	ELEVENTH	459.33	68.90	68.43	91.67	72.67	29.69	10.91	10	
	TOTAL	5504.59	710.70	703.69	1100.95	745.21	323.49	120.01	109	4.79

WING - G
F.S.I. STATEMENT

FLOOR		PROPOSED BUILT UP AREA	PERMISSIBLE ENCLOSED BALC. 15%	PROPOSED ENCLOSED BALCONY	PERMISSIBLE TERRACE 20%	PROPOSED TERRACE AREA	PROPOSED DRY BALCONY PREMIUM	FIRE STAIRCASE AREA	PROPOSED TENEMENTS	FIRE LIFT AREA
REVISED PROPOSED FLOOR	PARKING	----	----	----	----	----	----	----	----	4.79
	FIRST	491.99	73.79	73.69	98.39	49.27	----	10.91	14	
	SECOND	492.00	73.80	73.63	98.40	49.80	----	10.91	14	
	THIRD	491.95	73.79	73.69	98.39	49.27	----	10.91	14	
	FOURTH	492.00	73.80	73.63	98.40	49.80	----	10.91	14	
	FIFTH	491.95	73.79	73.69	98.39	49.27	----	10.91	14	
	SIXTH	492.00	73.80	73.63	98.40	49.80	----	10.91	14	
	SEVENTH	491.95	73.79	73.69	98.39	49.27	----	10.91	14	
	EIGHTH	462.29	69.34	69.09	92.46	46.27	----	10.91	13	
	NINETH	491.95	73.79	73.69	98.39	49.27	----	10.91	14	
	TENTH	492.00	73.79	73.63	98.40	49.80	----	10.91	14	
	ELEVENTH	491.99	73.80	73.69	98.39	49.27	----	10.91	14	
	TWELTH	492.00	73.80	73.63	98.40	49.80	----	10.91	14	
	TOTAL	5373.79	881.68	878.38	1174.80	590.89	----	130.92	167	4.79

F.S.I. STATEMENT

FLOOR	PROPOSED BUILT UP AREA	PERMISSIBLE ENCLOSED BALC. 15%	PROPOSED ENCLOSED BALCONY	PERMISSIBLE TERRACE 20%	PROPOSED TERRACE AREA	PROPOSED DRY BALCONY	FIRE STAIRCASE AREA	PROPOSED TENEMENTS	FIRE LIFT AREA
WING - A	1008.18	151.38	151.05	201.84	129.77	32.34	20.60	20	4.79
WING - B	3096.24	462.32	461.71	617.25	381.31	32.34	61.80	60	4.79
WING - C	5647.21	847.05	844.69	1129.42	709.65	32.34	113.30	109	4.79
WING - D	5684.35	852.65	850.32	1136.90	709.65	64.94	113.30	109	4.79
WING - E	4855.12	728.25	726.21	971.01	745.21	323.49	120.01	109	4.79
WING - F	5504.59	710.70	703.69	1100.95	745.21	323.49	120.01	109	4.79
WING - G	5373.79	881.68	878.38	1174.80	590.89	----	130.92	167	4.79
TOTAL	31165.68	4633.03	4617.05	8236.18	4010.59	809.34	679.94	683	33.53
PERMISSIBLE FLOOR AREA =			31278.29						
BALANCE AREA =			97.61						

	PROPOSED ENCLOSED BALCONY	PROPOSED TERRACE AREA	PROPOSED DRY BALCONY	PAID TSI
TOTAL AREA - [I]	2807.02	4010.59	809.34	2807.02
PREVIOUS SANCTION AREA TO BE PAID - [II]	----	----	165.38	3552.24
NEW PROPOSED AREA ADDITION AREA FOR PREMIUM - [III]	4967.92	4010.59	0.00	332.84
BALANCE AREA - [I - II]	0.00	0.00	1512.44	0.00

CLUB HOUSE PREMIUM AREA	PROPOSED ENCLOSED BALCONY
TOTAL AREA - [I]	15.66
PREVIOUS SANCTION AREA PAID - [II]	15.09
NEW PROPOSED AREA ADDITION AREA FOR PREMIUM - [III]	0.57
BALANCE AREA - [I - II]	0.00

24.00 M PROPOSED ROAD AREA CALCULATION
(AREA CALCULATION BY TRIANGULATION METHOD)

Sr.No.	Length Meter		Width Meter		No.		Total Sq.M.
1)	169.12	X	12.27	X	0.5	=	1037.55
2)	170.16	X	11.47	X	0.5	=	975.07
3)	120.48	X	5.56	X	0.5	=	334.46
4)	196.27	X	12.32	X	0.5	=	1209.30
5)	156.27	X	5.53	X	0.5	=	444.05
TOTAL PROPOSED ROAD AREA						=	4000.75

12.00 M INTERNAL ROAD AREA CALCULATION
(AREA CALCULATION BY TRIANGULATION METHOD)

Sr.No.	Length Meter		Width Meter		No.		Total Sq.M.
1)	8.25	X	8.06	X	0.5	=	33.37
2)	12.00	X	3.49	X	0.5	=	20.94
3)	20.85	X	9.81	X	0.5	=	102.21
4)	20.85	X	11.38	X	0.5	=	118.64
5)	20.04	X	10.59	X	0.5	=	110.12
6)	20.04	X	10.29	X	0.5	=	103.20
7)	19.29	X	5.04	X	0.5	=	48.63
8)	15.26	X	7.36	X	0.5	=	56.18
9)	20.48	X	5.18	X	0.5	=	54.05
10)	20.48	X	9.28	X	0.5	=	95.03
11)	21.03	X	8.56	X	0.5	=	89.98
12)	21.03	X	10.26	X	0.5	=	108.08
13)	20.00	X	10.08	X	0.5	=	100.34
14)	20.90	X	9.90	X	0.5	=	103.95
15)	7.49	X	8.66	X	0.5	=	32.35
TOTAL INTERNAL ROAD AREA						=	1299.86

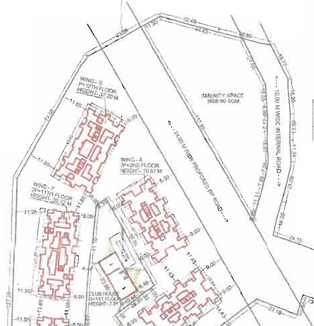

SITE PLAN SCALE-1:1000

24.00 M PROPOSED ROAD AREA KEY PLAN SCALE-1:1000

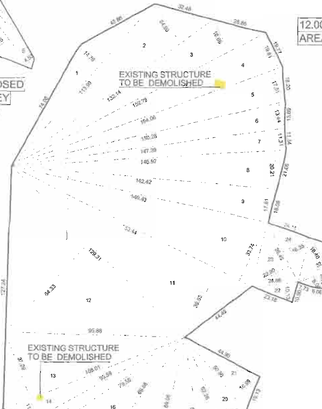

PLOT AREA KEY PLAN SCALE-1:1000

12.00 M INTERNAL ROAD AREA KEY PLAN SCALE-1:500

OPEN SPACE AREA CALCULATION
(AREA CALCULATION BY TRIANGULATION METHOD)

Sr.No.	Length Meter		Width Meter		No.		Total Sq.M.
1)	63.42	X	5.53	X	0.5	=	180.89
2)	63.42	X	22.47	X	0.5	=	734.99
3)	63.60	X	11.77	X	0.5	=	372.96
4)	44.97	X	16.01	X	0.5	=	359.98
5)	53.40	X	27.08	X	0.5	=	710.74
6)	38.40	X	5.45	X	0.5	=	100.74
TOTAL OPEN SPACE AREA						=	2539.41
SAY						=	2539.27

PLOT AREA CALCULATION
(AREA CALCULATION BY TRIANGULATION METHOD)

Sr.No.	Length Meter		Width Meter		No.		Total Sq.M.
1)	112.35	X	12.77	X	0.5	=	717.37
2)	133.14	X	26.80	X	0.5	=	1782.54
3)	133.79	X	18.69	X	0.5	=	1427.62
4)	164.08	X	19.61	X	0.5	=	1608.61
5)	164.08	X	17.51	X	0.5	=	1436.35
6)	132.28	X	13.44	X	0.5	=	1110.98
7)	147.39	X	0.00	X	0.5	=	0.00
8)	148.97	X	20.21	X	0.5	=	1683.13
9)	142.42	X	17.81	X	0.5	=	1268.25
10)	133.44	X	33.74	X	0.5	=	2598.53
11)	133.44	X	39.53	X	0.5	=	3032.74
12)	120.31	X	56.33	X	0.5	=	4119.26
13)	108.01	X	37.29	X	0.5	=	2013.85
14)	108.01	X	11.05	X	0.5	=	596.76
15)	93.56	X	19.72	X	0.5	=	921.64
16)	79.59	X	22.44	X	0.5	=	892.56
17)	69.05	X	28.59	X	0.5	=	1001.02
18)	86.59	X	25.48	X	0.5	=	1026.72
19)	80.59	X	16.26	X	0.5	=	653.78
20)	62.26	X	14.26	X	0.5	=	443.91
21)	30.36	X	16.99	X	0.5	=	427.81
22)	24.93	X	10.13	X	0.5	=	126.12
23)	35.45	X	22.90	X	0.5	=	405.90
24)	28.45	X	16.25	X	0.5	=	289.80
25)	32.22	X	16.49	X	0.5	=	264.20
26)	32.22	X	6.02	X	0.5	=	103.87
27)	30.87	X	8.04	X	0.5	=	124.10
28)	30.77	X	6.87	X	0.5	=	102.50
TOTAL PLOT AREA						=	29415.47

GROUND COVERAGE STATEMENT

WING - A
FLOOR BUILT-UP = 489.96
ENCLOSED BALCONY = 73.34
DRY BALCONY = 32.34
TERRACE = 65.89 + 63.88
TOTAL = 489.96 + 73.34 + 32.34 + 65.89 + 63.88 = 725.41 SQ.M.

WING - B & C
FLOOR BUILT-UP = 489.96
ENCLOSED BALCONY = 73.34
DRY BALCONY = 32.34
TERRACE = 65.89 + 63.88
TOTAL = 489.96 + 73.34 + 32.34 + 65.89 + 63.88 = 725.41 X 2 = 1450.82 SQ.M.

WING - D
FLOOR BUILT-UP = 494.10
ENCLOSED BALCONY = 74.08
DRY BALCONY = 32.47
TERRACE = 65.89 + 63.88
TOTAL = 494.10 + 74.08 + 32.47 + 65.89 + 63.88 = 730.42 SQ.M.

WING - E
FLOOR BUILT-UP = 443.96
ENCLOSED BALCONY = 66.46
DRY BALCONY = 29.69
TERRACE = 72.67 + 62.93
TOTAL = 443.96 + 66.46 + 29.69 + 72.67 + 62.93 = 675.71 SQ.M.

WING - F
FLOOR BUILT-UP = 459.33
ENCLOSED BALCONY = 68.43
DRY BALCONY = 29.69
TERRACE = 72.67 + 62.93
TOTAL = 459.33 + 68.43 + 29.69 + 72.67 + 62.93 = 694.05 SQ.M.

WING - G
FLOOR BUILT-UP = 491.95
ENCLOSED BALCONY = 73.69
DRY BALCONY = 29.69
TERRACE = 49.27 + 49.80
TOTAL = 491.95 + 73.69 + 49.27 + 49.80 = 664.71 SQ.M.

TOTAL AREA [A + B + C + D + E + F + G] = 4941.12 SQ.M.

PROPOSED GROUND COVERAGE AREA : 4941.12 SQ.M.

PERMISSIBLE GROUND COVERAGE - 10 OF PLOT 29415.40 X 0 = 2943.15 SQ.M.

WATER REQUIRED CALCULATIONS (RESIDENTIAL)
ASSUME 5 PERSONS / TENEMENT - WATER REQUIRED / PERSON / DAY = 135 LITERS

WING	TOTAL FLATS	TOTAL PERSONS	WATER REQD / DAY	FIRE FIGHTING CAPACITY	O H W.T CAPACITY	U G W.T. CAPACITY
WING - A	20	20 X 05 = 100	100 X 135 = 13500.00 Lits	20000.00 Lits	13500.00 Lits	60250.00 Lits
WING - B	60	60 X 05 = 300	300 X 135 = 40500.00 Lits	20000.00 Lits	40500.00 Lits	90750.00 Lits
WING - C	109	109 X 05 = 545	545 X 135 = 73575.00 Lits	20000.00 Lits	73575.00 Lits	148750.00 Lits
WING - D	109	109 X 05 = 545	545 X 135 = 73575.00 Lits	20000.00 Lits	73575.00 Lits	148750.00 Lits
WING - E	109	109 X 05 = 545	545 X 135 = 73575.00 Lits	20000.00 Lits	73575.00 Lits	148750.00 Lits
WING - F	109	109 X 05 = 545	545 X 135 = 73575.00 Lits	20000.00 Lits	73575.00 Lits	148750.00 Lits
WING - G	167	167 X 05 = 835	835 X 135 = 112725.00 Lits	20000.00 Lits	112725.00 Lits	195687.00 Lits
TOTAL	683	3415	461025.00 Lits	140000.00 Lits	461025.00 Lits	901037.50 Lits

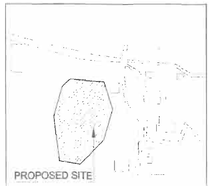

LOCATION PLAN

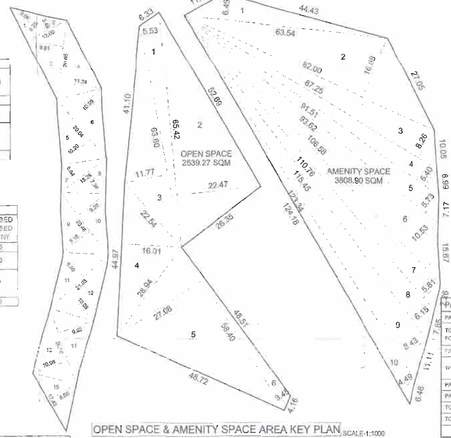

OPEN SPACE & AMENITY SPACE AREA KEY PLAN SCALE-1:1000

AMENITY SPACE AREA CALCULATION
(AREA CALCULATION BY TRIANGULATION METHOD)

Sr.No.	Length Meter		Width Meter		No.		Total Sq.M.
1)	63.54	X	6.45	X	0.5	=	204.82
2)	62.00	X	10.88	X	0.5	=	675.56
3)	87.25	X	8.26	X	0.5	=	360.34
4)	91.51	X	5.40	X	0.5	=	247.06
5)	93.62	X	5.73	X	0.5	=	268.22
6)	106.58	X	10.03	X	0.5	=	534.14
7)	110.76	X	5.81	X	0.5	=	321.70
8)	110.46	X	6.15	X	0.5	=	339.01
9)	120.94	X	8.43	X	0.5	=	510.58
10)	124.18	X	4.49	X	0.5	=	278.75
TOTAL AMENITY SPACE AREA						=	3808.91
SAY						=	3808.90

PARKING AREA STATEMENT (RESIDENTIAL) WING - A

	CARS	SCOOTERS	CYCLES
PARKING REQUIRED FOR RESIDENTIAL		3	3
TOTAL NO. OF FLATS FOR 80 FLATS (FOR 3 TENEMENTS HAVING BUILTUP AREA BETWEEN 50 TO 100 SQM FOR 80 FLATS)	FACTOR - 4.00		
PARKING REQUIRED	04	12	12
TOTAL NO. OF FLATS (FOR 3 TENEMENTS HAVING BUILTUP AREA BETWEEN UP TO 50 SQM FOR 80 FLATS)	FACTOR - 2.00		
PARKING REQUIRED	00	00	00
PARKING PROVIDE	04	12	12
TOTAL PARKING (RESIDENTIAL)	04	12	12
TOTAL PARKING AREA	04 X 12.50	12 X 2.00	12 X 0.70
	50.00 SQM	44.00 SQM	15.40 SQM

PARKING AREA STATEMENT (RESIDENTIAL) WING - B

	CARS	SCOOTERS	CYCLES
PARKING REQUIRED FOR RESIDENTIAL		3	3
TOTAL NO. OF FLATS FOR 60 FLATS	FACTOR - 12.00		
PARKING REQUIRED	12	36	36
TOTAL NO. OF FLATS (FOR 3 TENEMENTS HAVING BUILTUP AREA BETWEEN UP TO 50 SQM FOR 60 FLATS)	FACTOR - 6.00		
PARKING REQUIRED	00	00	00
PARKING PROVIDE	12	66	66
TOTAL PARKING (RESIDENTIAL)	12	66	66
TOTAL PARKING AREA	12 X 12.50	66 X 2.00	66 X 0.70
	150.00 SQM	132.00 SQM	46.20 SQM

PARKING AREA STATEMENT (RESIDENTIAL) WING - C

	CARS	SCOOTERS	CYCLES
PARKING REQUIRED FOR RESIDENTIAL		3	3
TOTAL NO. OF FLATS FOR 109 FLATS	FACTOR - 22		
PARKING REQUIRED	22	54	66
TOTAL NO. OF FLATS (FOR 3 TENEMENTS HAVING BUILTUP AREA BETWEEN UP TO 50 SQM FOR 109 FLATS)	FACTOR - 10.75		
PARKING REQUIRED	00	54	54
PARKING PROVIDE	22	120	120
TOTAL PARKING (RESIDENTIAL)	22	120	120
TOTAL PARKING AREA	22 X 12.50	120 X 2.00	120 X 0.70
	187.50 SQM	240.00 SQM	84.00 SQM

PARKING AREA STATEMENT (RESIDENTIAL) WING - D

	CARS	SCOOTERS	CYCLES
PARKING REQUIRED FOR RESIDENTIAL		3	3
TOTAL NO. OF FLATS FOR 109 FLATS	FACTOR - 22		
PARKING REQUIRED	22	66	66
TOTAL NO. OF FLATS (FOR 3 TENEMENTS HAVING BUILTUP AREA BETWEEN UP TO 50 SQM FOR 109 FLATS)	FACTOR - 10.75		
PARKING REQUIRED	00	54	54
PARKING PROVIDE	22	120	120
TOTAL PARKING (RESIDENTIAL)	22	120	120
TOTAL PARKING AREA	22 X 12.50	120 X 2.00	120 X 0.70
	187.50 SQM	240.00 SQM	84.00 SQM

PARKING AREA STATEMENT (RESIDENTIAL) WING - E

	CARS	SCOOTERS	CYCLES
PARKING REQUIRED FOR RESIDENTIAL		3	3
TOTAL NO. OF FLATS FOR 109 FLATS	FACTOR - 22		
PARKING REQUIRED	22	66	66
TOTAL NO. OF FLATS (FOR 3 TENEMENTS HAVING BUILTUP AREA BETWEEN UP TO 50 SQM FOR 109 FLATS)	FACTOR - 10.75		
PARKING REQUIRED	00	54	54
PARKING PROVIDE	22	120	120
TOTAL PARKING (RESIDENTIAL)	22	120	120
TOTAL PARKING AREA	22 X 12.50	120 X 2.00	120 X 0.70
	187.50 SQM	240.00 SQM	84.00 SQM

PARKING AREA STATEMENT (RESIDENTIAL) WING - F

	CARS	SCOOTERS	CYCLES
PARKING REQUIRED FOR RESIDENTIAL		3	3
TOTAL NO. OF FLATS FOR 109 FLATS	FACTOR - 21.80		
PARKING REQUIRED	22	54	66
TOTAL NO. OF FLATS (FOR 3 TENEMENTS HAVING BUILTUP AREA BETWEEN UP TO 50 SQM FOR 109 FLATS)	FACTOR - 10.75		
PARKING REQUIRED	00	54	54
PARKING PROVIDE	22	120	120
TOTAL PARKING (RESIDENTIAL)	22	120	120
TOTAL PARKING AREA	22 X 12.50	120 X 2.00	120 X 0.70
	187.50 SQM	240.00 SQM	84.00 SQM

PARKING AREA STATEMENT (RESIDENTIAL) WING - G

	CARS	SCOOTERS	CYCLES
PARKING REQUIRED FOR RESIDENTIAL		3	3
TOTAL NO. OF FLATS FOR 167 FLATS	FACTOR - 36.00		
PARKING REQUIRED	00	00	00
TOTAL NO. OF FLATS (FOR 3 TENEMENTS HAVING BUILTUP AREA BETWEEN UP TO 50 SQM FOR 167 FLATS)	FACTOR - 41.75		
PARKING REQUIRED	00	209	209
PARKING PROVIDE	00	209	209
TOTAL PARKING (RESIDENTIAL)	00	209	209
TOTAL PARKING AREA	00 X 12.50	209 X 2.00	209 X 0.70
	000.00 SQM	418.00 SQM	146.30 SQM

TOTAL PARKING = (WING A + B)	CARS	SCOOTER	CYCLES
	00	787	787

PARKING AREA STATEMENT

CAR	000 X 1.50 = 135 X 12.5 = 1687.50 SQ.M.
SCOOTERS	787 X 1.50 = 1181 X 2.00 = 2362.00 SQ.M.
CYCLES	787 X 1.50 = 1181 X 0.70 = 826.70 SQ.M.
TO