BUILT UP AREA CALCULATION OF 6TH (PART) FLOOR :
BLOCK A = 30.30 X 12.03 = 364.51 SQ.M.
DEDUCTIONS :

1	2.25	X	2.75	=	6.19
2	0.90	X	3.20	=	2.88
3	1.05	X	1.45	=	1.52
4	2.55	X	0.10	=	0.26
5	1.20	X	0.75	=	0.90
6	3.15	X	2.25	=	7.09
7	2.90	X	4.60	=	13.34
8	4.35	X	2.65	=	11.53
9	7.45	X	4.80	=	35.76
10	5.20	X	4.50	=	23.40
11	1.60	X	2.90	=	4.64
12	2.85	X	1.33	=	3.79
13	1.50	X	1.03 X 2	=	3.09
14	5.40	X	3.43	=	18.52
15	1.21	X	2.90	=	3.51
16	1.96	X	0.60	=	1.18
17	3.09	X	1.50	=	4.64
18	2.34	X	3.68	=	8.61
19	3.30	X	0.78	=	2.57
20	5.40	X	2.48	=	13.39
21	3.50	X	1.33	=	4.66
S1	2.40	X	2.25	=	5.76
S2	0.35	X	2.25	=	0.79
S3	4.35	X	4.20	=	18.27
S4	0.35	X	2.05	=	0.72
S5	2.40	X	1.90	=	4.56
S6	1.96	X	1.68	=	3.29
TOTAL DEDUCTIONS					**= 204.86**

BUILT UP AREA OF 6TH FLOOR
= 364.51 - 204.86 = 159.65 SQ.M.
BUILT UP AREA AS PER POLYLINE =159.66 SQ.M.

STAIRCASE AREA CALCULATION OF 6TH (PART) FLOOR
ADDITION:

S1	2.40	X	2.25	=	5.76
S2	0.35	X	2.25	=	0.79
S3	4.35	X	4.20	=	18.27
S4	0.35	X	2.05	=	0.72
S5	2.40	X	1.90	=	4.56
S6	1.96	X	1.68	=	3.29
TOTAL ADDITIONS					**= 33.39**

DEDUCTION

V1	1.45	X	1.05	=	1.52
L1	1.65	X	1.45	=	2.39
TOTAL DEDUCTIONS					**= 3.91**

STIRCASE AREA = 33.39 - 3.91= 29.48 SQ.M.
STAIRCASE AREA AS PER POLYLINE
= 29.47 SQ.M.

BALCONY AREA CALCULATION OF 6TH FLOOR :

B1	3.15	X	1.50	=	4.73
B2	3.30	X	0.65	=	2.15
B3	3.30	X	0.75 X 2	=	4.95
B4	3.20	X	0.90	=	2.88

TOTAL BALCONY AREA = 14.71
AREA AS PER POLYLINE= 14.70 SQ.M.

PERMISSIBLE BALCONY AREA
= 10 % OF 159.66 = 15.96 SQ.M.
PROPOSED BALCONY AREA = 14.70 SQ.M.
EXCESS BALCONY AREA = NIL
TOTAL BUILT UP AREA OF 6TH (PART) FLOOR
= 159.66 SQ.M.

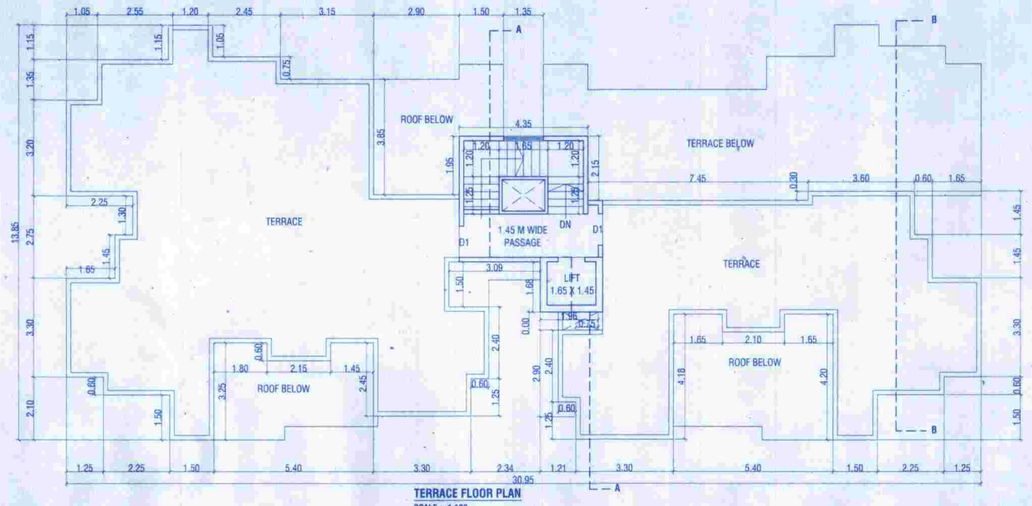

TERRACE FLOOR PLAN
SCALE :- 1:100

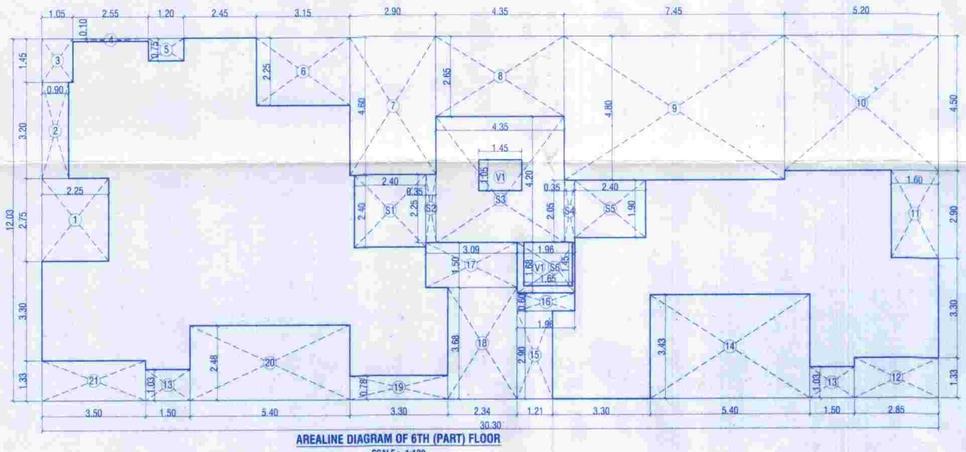

AREALINE DIAGRAM OF 6TH (PART) FLOOR
SCALE :- 1:100

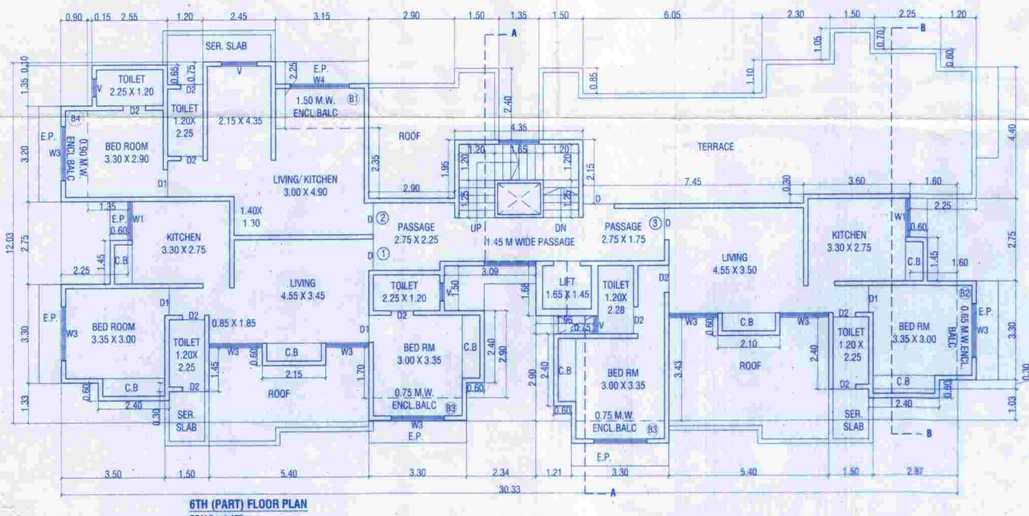

6TH (PART) FLOOR PLAN
SCALE :- 1:100

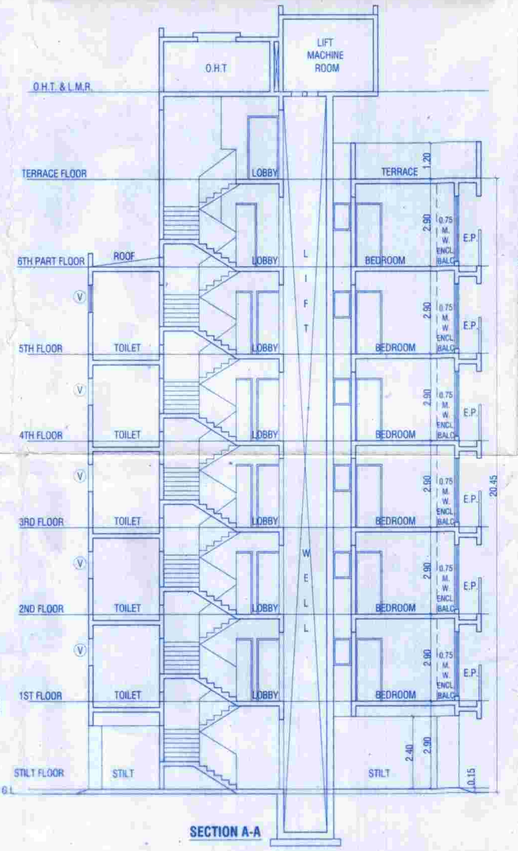

SECTION A-A

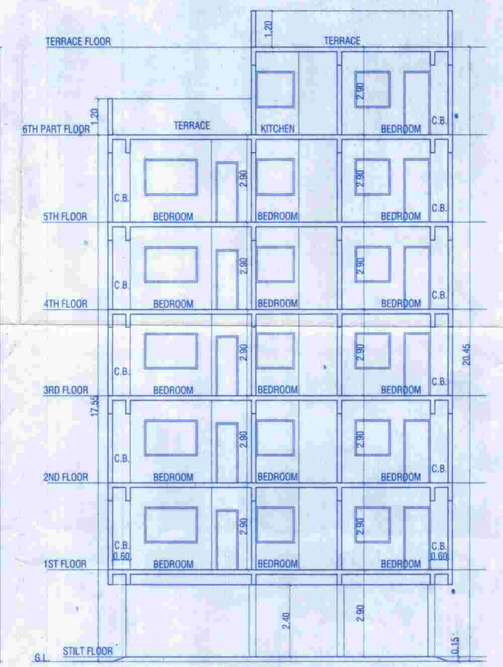

SECTION B - B
SCALE :- 1:100

CONTENTS OF SHEET

2/2

FLOOR PLAN, AREA DIAGRAM & AREA CALCULATIONS, TERRACE FLOOR PLAN, SECTIONS ETC ....

STAMP OF APPROVAL OF PLAN

This are approved Subject to conditions
Prescribed in Permit No. V.P. 502/02-59/18
TMC/TD-DP/TPS/. 2790/18. Dated 7/9/2018

7/9/18
Deputy Engineer (TDD)

07/09/18
(Sunil Patil)
Executive Engineer (TDD)

Thane Municipal Corporation
The City of Thane

सावधान
"संमत नकाशाप्रमाणे बांधकाम न करणे तसेच विकास नियंत्रण नियमावलीनुसार आवश्यक असा परवानाच्या न सेवा बांधकाम चालू करणे, महाराष्ट्र प्रादेशिक व नगर रचना अधिनियमाचे कलम अनुसार दंडनीय गुन्हा आहे. सबबतीत कलम 3 सर्व दोष व स. 43(1) पहा"

THE MUNICIPAL CORPORATION OF THE CITY OF THANE

DOOR WINDOW SCHEDULE

TYPE	SIZE	DISCRIPTION
D	1.05 X 2.10	T. W. FRAMED MAIN DOOR
D1	0.90 X 2.10	T. W. FRAMED SHUTTER DOOR
D2	0.75 X 2.00	T. W. FRAMED SHUTTER DOOR
W1	2.00 X 1.20	ALUMINIUM SLIDING WINDOW
W2	1.70 X 1.20	ALUMINIUM SLIDING WINDOW
W3	1.20 X 1.20	ALUMINIUM SLIDING WINDOW
W4	1.30 X 1.20	ALUMINIUM SLIDING WINDOW
W5	1.55 X 1.20	ALUMINIUM SLIDING WINDOW
W6	1.45 X 1.20	ALUMINIUM SLIDING WINDOW
W7	1.85 X 1.20	ALUMINIUM SLIDING WINDOW
W8	1.65 X 1.20	ALUMINIUM SLIDING WINDOW
V1	0.90 X 1.20	VENTILATOR
V	0.60 X 0.90	LOUVERED WINDOWS

DESCRIPTION OF PROPOSAL

PROPOSED REDEVELOPMENT OF SUYOJITCO.OP.HSG. SOCIETY ON PLOT BEARING C.T.S NO.23/9,TIKA NO. 22, NAUPADA,THANE.

NAME AND ADDRESS OF OWNER/ P.O.A.H.

M/S. JOSHI ENTERPRISES (P.O.A.H.)
FLAT NO. 01,A-WING, MANASI CHHAYA CHS, EDULJI ROAD, CHARAI, THANE (W) - 400601

For JOSHI ENTERPRISES
PARTNER
SIGNATURE OF OWNER/ P.O.A.H.

SIGNATURE OF ARCHITECT

ARCHITECTS NAME & ADDRESS

saakaar ARCHITECTS
2ND FLOOR, NAKSHATRA, A WING,
NEAR TMC, ALMEIDA ROAD,
PANCHPAKHADI, THANE (W). 400 602
PHONE - 2537 8701,TELEFAX - 2536 4700
E MAIL - saakaararchitects@yahoo.co.in

DRG.NO	SCALE	DATE	DRN.BY	CHKD. BY
C-837/2018/M-02	1:100	24.04.2018	UDAY	

\\Server\saakaar12\Cad Drawings\SUYOJEET SOCIETY\4. MUNICIPAL\municipal-24-04-2018.dwg