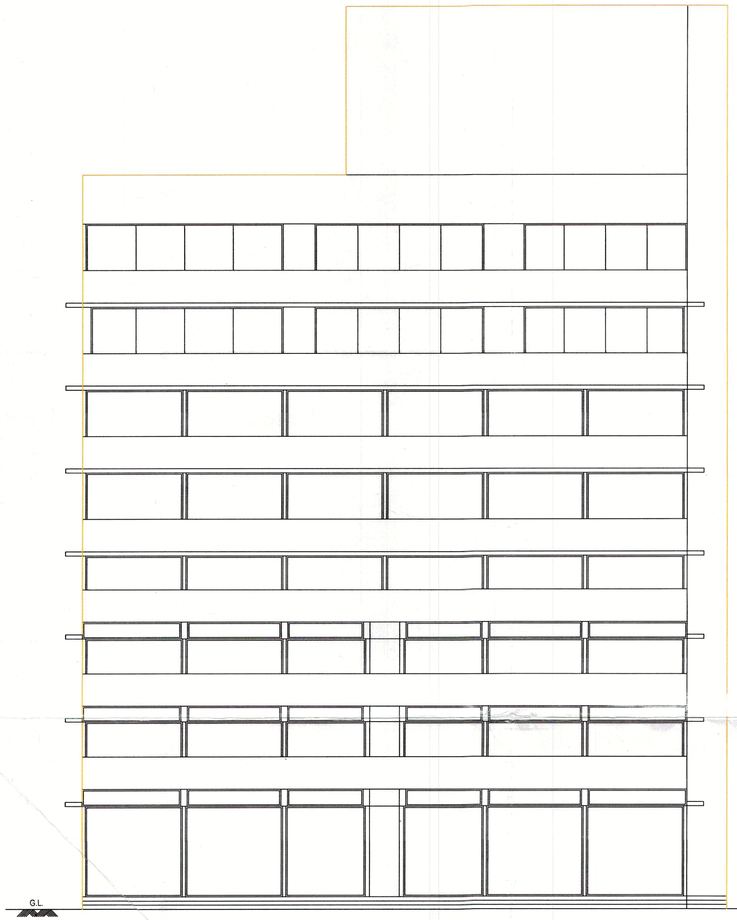

ELEVATION

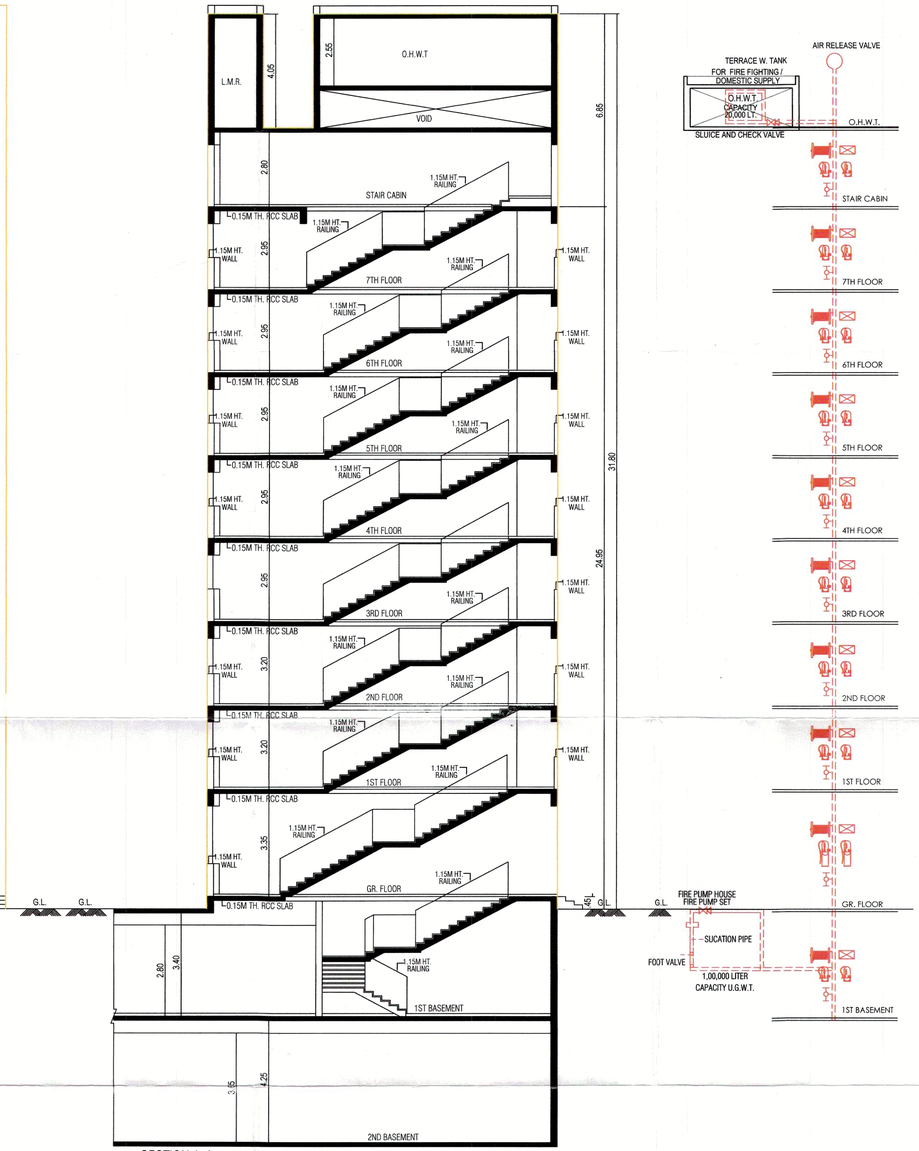

SECTION A-A

NOTES RELATED TO FIRE SAFETY.

(1) HYDRANT SYSTEM :-
ON/OFF SWITCHES LOCATED NEAR THE HOSE REEL HOSE OR HYDRANT OUTLET, AT EACH FLOOR FOR THE MAIN FIRE-PUMP AT UNDERGROUND WATER TANK WITH A CAPACITY TO DISCHARGE 900 LITERS PER MINUTE AT 3 BAR PRESSURE AS MEASURED AT THE TERRACE LEVEL SHOULD BE INSTALLED.
THE RISER FOR THE BUILDINGS EXCEEDING 18 MITERS HEIGHT SHOULD NOT BE OF LESS THAN 100 MM. INTERNAL DIAMETER. THE RISER SHOULD BE CONNECTED TO THE BOTTOM OF THE TERRACE TANK WITH A STOP VALVE AND A NRV TO ACT A DOWN-COMER. ONE RISER IS REQUIRED FOR EVERY 1000 SQ. METERS FLOOR AREA AND IF THE BUILDING IS DIVIDED INTO, TWO OR MORE PARTS THEN EACH PART SHOULD HAVE A SEPARATE RISER WITH ALL THE FITTINGS AT EACH FLOOR LEVEL.
EACH FLOOR SHOULD HAVE ONE HYDRANT OUTLET WITH A COUPLING FOR ATTACHING A 63 MM. DIA . HOSE . 25 MM. BORE HOSE- REEL HOSE WITH 8 MM. SHUT- OFF NOZZLE AT EACH FLOOR LANDING. THE LENGTH OF THE HOSE SHOULD BE ENOUGH TO REACH THE FARTHEST CORNER OR THE FLOOR. HOSE-BOX WITH 15 METERS LONG 63 MM. DIA. HOSE AND 12.5 MM. BORE NOZZLE AT ALTERNATE FLOORS. THE HOSE-REEL HOSE SHOULD BE COUPLED TO THE RISER.
FIRE - SERVICE INLET SHOULD BE INSTALLED AT A POINT NEAR THE ENTRY TO THE PERMISES WHERE A FIRE SERVICE VEHICLE CAN APPROACH EASILY.
A PERMANENT HYDRANT POINT COMPRISING OF 63 MM DIA SIZE 2 NOS OF HYDRANT VALVES SHOULD BE INSTALLED AT THE TERRACE LEVEL.
OVERHEAD TANK REFILLING BYPASS CONNECTION SHOULD BE DONE AT THE TERRACE LEVEL.
THE OVERHEAD TANK SHALL BE OF A CAPACITY OF NOT LESS THAN 20,000 LITERS. THE UNDERGROUND TANK SHALL BE OF NOT LESS THAN 1,00,000 LITERS.

(2) FIRE LIFT :-
THE FIRE-LIFT AND ALL LIFTS SHOULD HAVE A PROVISION TO GROUND TO AUTOMATICALLY IN CASE OF ELECTRICITY FAILURE . EACH BUILDING SHOULD HAVE AT LEAST ONE LIFT AS A FIRE -LIFT AND IF THE BUILDING IS DIVIDED INTO A MORE PARTS THEN EACH PART SHOULD HAVE A FIRE-LIFT. LIFT WELL SHOULD HAVE BLOWERS TO PRESSURIZE THE LIFT -WELL SO CONNECTED THAT IT WILL AUTOMATICALLY OPERATE WHEN ALARM CALL POINT IS OPERATE, SO THAT IF PREVENTS THE LIFT WELL GETTING SMOKE LOGGED.

(3) FIRE ALARM
FIRE ALARM CALL POINT TO BE INSTALLED AT EACH FLOOR WITH SOUNDERS CAPABLE OF BEING HEARD ALL THROUGHOUT THE BUILDING .

(4) FIRE EXTINGUISHERS :-
ONE CARBON DIOXIDE (CO_2) TYPE EXTINGUISHER OF 4.5 KG. WITH ISI MARK. AND ONE EXTINGUISHER OF 5 KG. DRY CHEMICAL POWDER (DCP) TYPE EXTINGUISHER WITH ISI MARK TO INSTALLED ON EACH FLOOR IN CASE OF COMMERCIAL BUILDING .
ONE CARBON DIOXIDE (CO_2) TYPE EXTINGUISHER OF 4.5 KG. WITH ISI MARK. OR TWO CARBON DIOXIDE (CO_2) TYPE EXTINGUISHER OF 2 KG. CAPACITY ON EACH FLOOR AND 5 KG. DRY CHEMICAL POWDER (DCP) WITH ISI MARK TYPE EXTINGUISHER ON ALTERNATE FLOOR IN CASE OF RESIDENTIAL BUILDINGS.
IF THE BUILDING IS DIVIDED INTO TWO OR MORE PARTS THEN EACH PART SHOULD HAVE THESE EXTINGUISHERS INSTALLED .

(5) STAIRCASE :-
THE STAIRCASE HAS TO BE OPEN FROM AT LEAST ONE OR TWO SIDES BUT IF THE STAIRCASE IS IN THE CENTRE CORE OF THE BUILDING IT HAS TO BE PRESSURIZED TO PREVENT IT FROM GETTING SMOKE LOGGED.
THE RISER / DOWN - COMER SHOULD BE LOCATED IN THE STAIRCASE OR CLOSE TO IN TO MAKE IT EASILY APPROACHABLE IN CASE OF FIRE FROM THE FLOOR BELOW OR ABOVE .

(6) BASEMENT :-
THE BASEMENT OF 200 SQ. METERS OR MORE SHOULD BE PROTECTED WITH AUTOMATIC SPRINKLER SYSTEM WITH AT LEAST ONE SPRINKLE HEAD FOR ACTUAL CAR PARKING SPACE .
ADDITIONALLY BE PROTECTED BY A HYDRANT OUTLET AND TWO 25 MM.BORE HOSE- REEL HOSES WITH 8MM . BORE NOZZLES AT EACH BASEMENT LEVEL.

(7) LIGHTENING ARRESTER :
A LIGHTENING ARRESTER SHOULD ALSO BE INSTALLED AND BE PROPERLY EARTHED TO PREVENT DAMAGE TO THE BUILDING WHEN THE LIGHTENING STRIKES.

(8) PHOTO LUMINESCENT (AUTO GLOW) SIGNAGE'S:
IF THE BUILDING FALLS IN A CONFINED AREA OR IF IT HAS AN ENCLOSED STAIRCASE OR IS NOT WELL LIT-UP ON THE INSIDE, THEN ADEQUATE PHOTO LUMINESCENT (AUTO GLOW) SIGNAGE'S SHOULD BE DISPLAYED AT EACH FLOOR / LANDING / PATHWY / DEAD-END AND ALONG ALL EXIT ROUTES LANDING TO THE GROUND LEVEL. THE SIGNAGE SHOULD INDICATE FIRE FIGHTING, FIRE SAFETY, FIRST-AID AND OTHER SAFETY EQUIPEMENT PRESENT ON THE RESPECTIVE FLOOR / LANDING / PATHWAY / DEAD - END AND ALONG ALL EXIT ROUTES LEADING TO THE GROUND LEVEL.

(9) ELECTRIC POWER SUPPLY TO THE ENTIRE FIRE - SAFETY SYSTEM
ELECTRICITY SUPPLY TO THE FIRE PUMP, FIRE ALARM SYSTEM, STAIRCASE PRESSURIZATION SYSTEM AND FIRE LIFT SHOULD BE MADE AVAILABLE FROM THE MAIN ELECTRICAL SUPPLY. (I.E. FROM ELECTRICAL POWER SUPPLY OF THE COMPANY) THIS IS TO ENSURE AVAILABILITY OF POWER SUPPLY TO THE FIRE PROTECTION & SAFETY SYSTEM EVEN AFTER THE MAIN ELECTRICAL SUPPLY TO THE BUILDING IS SWITCHED OFF THE TIME OF FIRE.

(10) IMPORTANT INSTRUCTIONS :
AFTER INSPECTION OF A LOW-RISE BUILDING BY THE FIRE SERVICES AUTHORITY , IF THE FIRE OFFICER CONCERNED FEELS THE NEED FOR ADDITIONAL FIRE PREVENTION / PROTECTION / VENTILATION SYSTEM REQUIRED OR EQUIPEMENT (I.E. PASSIVE SYSTEM / SPRINLER / DRENCHER ETC.) AS PER FIRE LOAD / FIRE RISK / PUBLIC GETHERING. POTENTIAL / OCCUPANCY / CONFINED AREA, THOSE ADDITIONAL MEASURES / EQUIPEMENT HAVE TO B E IMPLEMENTED / INSTALLED.

FIRE SAFETY PROVISION SHALL BE PROVIDED AS PER AMC-FIRE & EMERGENCY SERVICES DEPT.- OPINION NO: 3629 DTD.21/08/2020.

(11) LENGED

	FIRE HYDRANT SYSTEM PIPE MAIN
	SINGEL HEADED HYDRANT VALVE
1	SLUICE VALVE
2	TWOWAY SIAMES CONNECTION
3	HOSE DIA 20MSP
4	NON RETURN VALVE
5	REDUCER
6	FIRE HOUSE BOX
7	
8	HOSE REEL HOSE
9	
10	D.C.P. &CO.2
11	HYDRAUNT VALVE

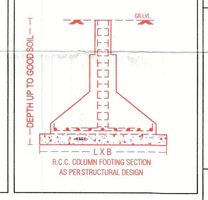

SHEET NO:-	4 /4
SECTION A-A & ELEVATION	BLOCK:- A

REVISE PLAN SHOWING RESI. + COMM. BUILDING ON F.P. NO: 981/6, OF T.P.S. NO.-3 (ELLISBRIDGE) (PALDI SECTION FIRST VARIED) FINAL MOJE: PALDI, TAL.: SABARMATI, DIST:AHMEDABAD.

SCALE :- 1CM = 1.0MT
ZONE AS PER RDP 2021:- RESI-I (ONE) R-1
USE OF CONSTRUCTION : RESI.+COMM.

SCHEDULE OF OPENING			RCC STAIR DETAIL
DOOR	WINDOWS	VENT	WIDTH=2.00M
D =1.00X2.10	W =1.80X1.50	V=0.60X0.60	TREAD=0.30M
D1=0.90X2.10	W1=1.50X1.50		RISER=0.15M
D2=0.75X2.10	W2=0.50X1.50		
SD=1.60X2.10	FPD = FIRE PROOF DOOR		

COLOUR NOTE -
- PLOT BOUNDARY
- PROPOSED WORK
- PROPOSED DRAINAGE
- APPROVE DRAINAGE

LAXMANJI SARDARJI MAKWANA
AMC LIC CW 05471112222R1
M, AKSHARPARK SOCIETYT, G.S.T ROAD,
CHENPUR, AHMEDABAD-382470

CLERK OF WORKS

UTSAV DIPAKBHAI PATEL
AMC LIC No. ER 1346130324
89, Riddhi Society, Ghatlodia,
Ahmedabad-380061.

ENGINEER.

UMANG J. PATEL
STRU. DESIGNER-GRADE-I
LIC. NO: SD02050050522R3
203, PARISHRAM ELEGANT,
SOLA, AHMEDABAD-60

STRU.ENGINEER.

SHRI PARSHVA SPACE CRAFT
AUTHORISED SIGNATORY

OWNER

SHRI PARSHVA CORPS
Devang J. Shah
th Floor, 702, SPG Empressa,
Opp. LG Show Room,
Beside Passport Seva Kendra,
Mithakhali Six Road, Ahmedabad-380
No.: DEV 001DV24062

DEVELOPER

SCRUTINIZE COPY
NO. 2426 DT. 01/09/2023
TDO, BPSP, AMC

Ahmedabad Municipal Corporation
Case No. : BLNTI/WZ/270319/CGDCRV/A2114/R1/M1
Zone: WEST
Plan Approved as per terms and condition mentioned in the Commencement Certificate
Raja Chitthi Number : 04271/270319/A2114/R1/M1
Date : 15/12/2020
T.D. Sub Inspector (B.P.S.P.)
T.D. Inspector (B.P.S.P.)
Asst. T.D.O. (B.P.S.P.)

AUTHORITY.

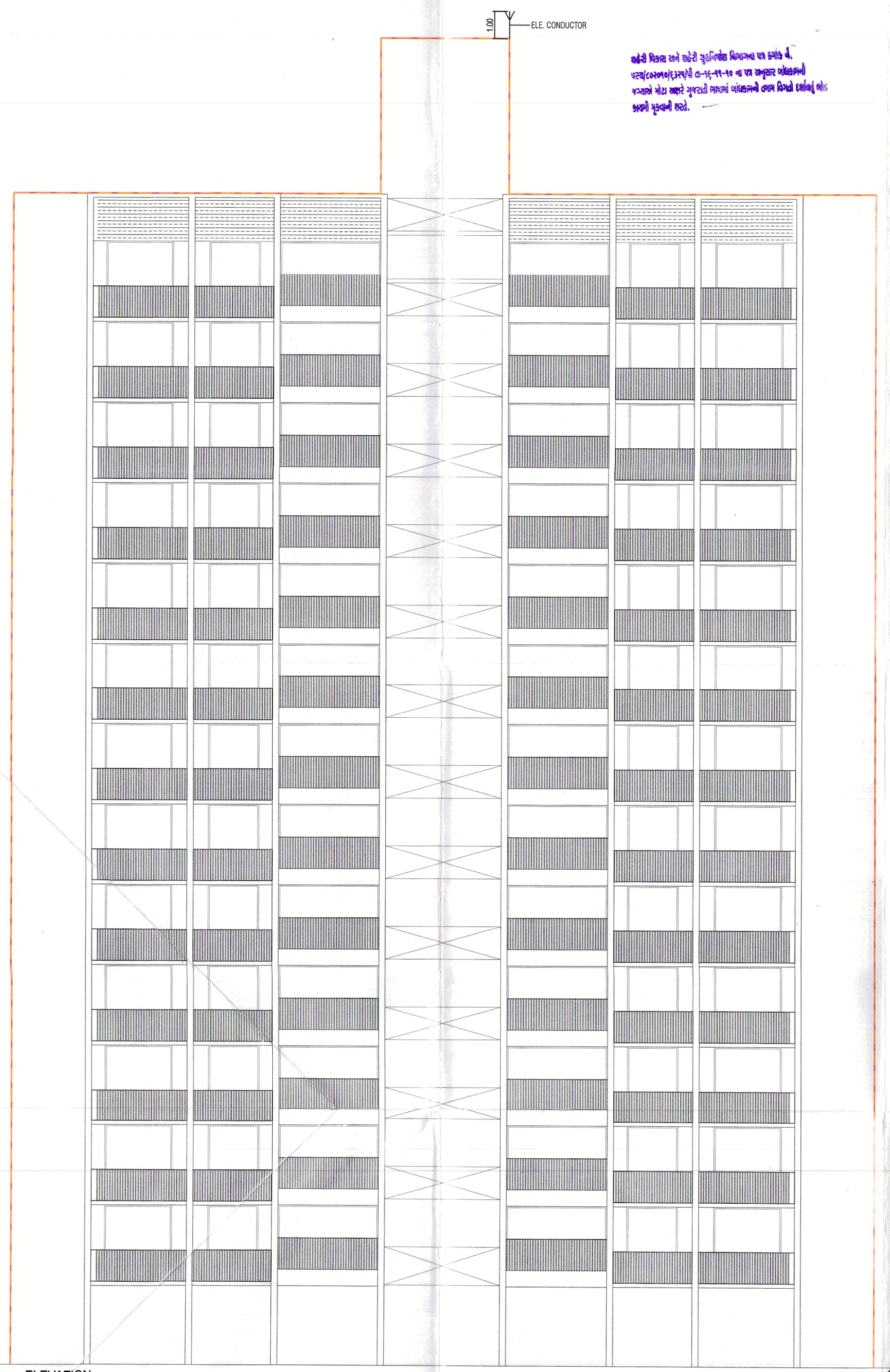

ELEVATION

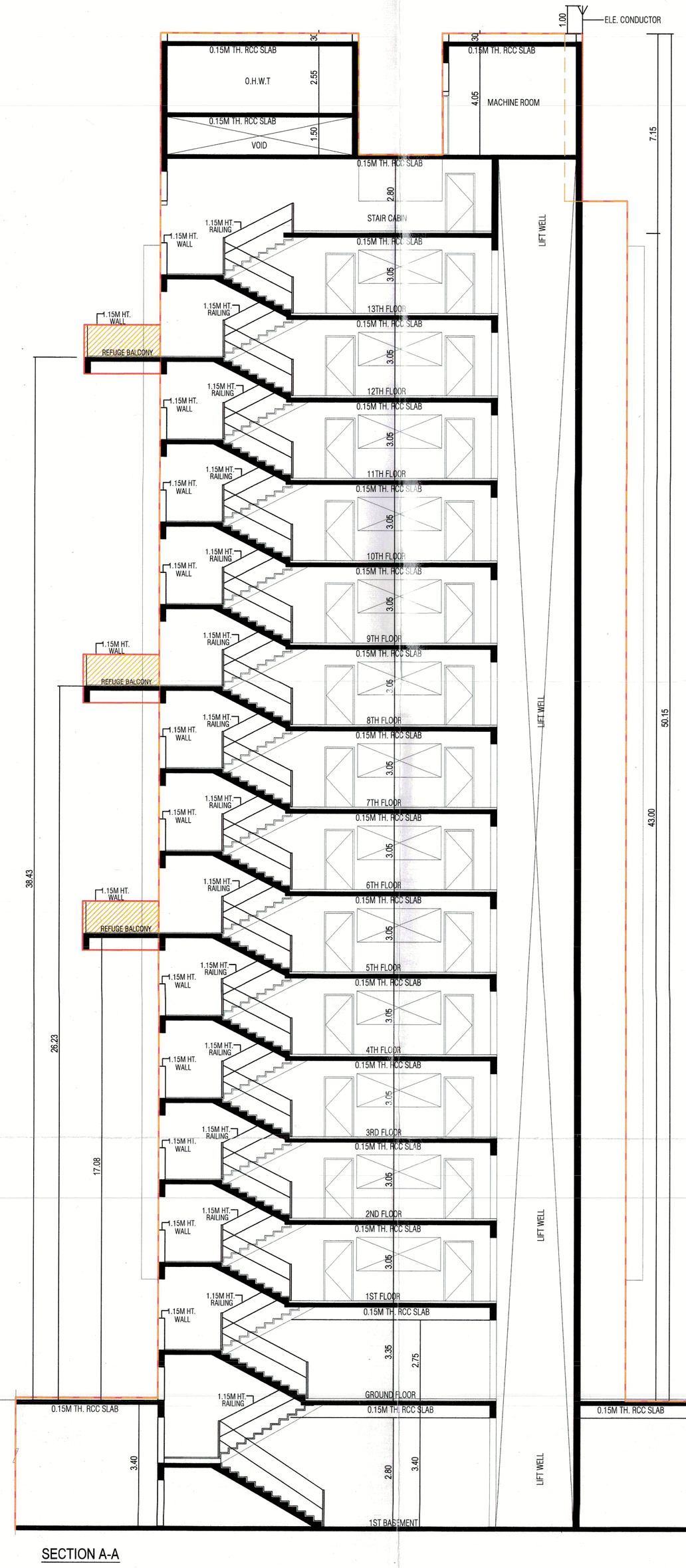

SECTION A-A

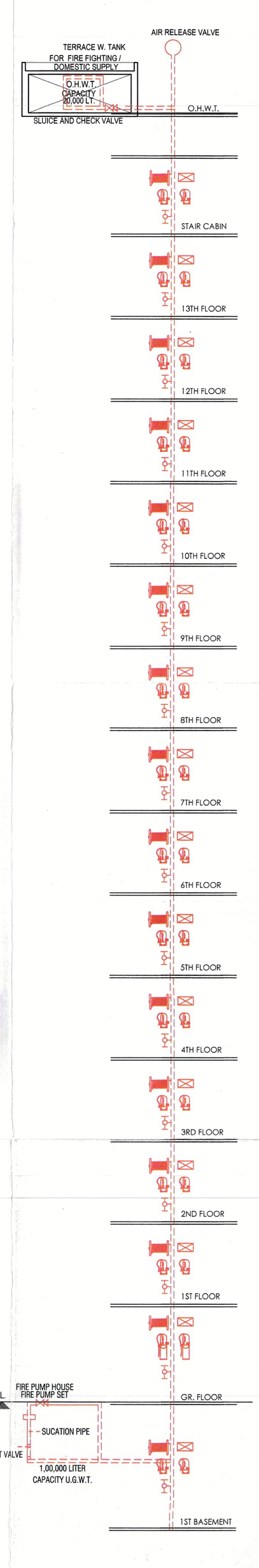

NOTES RELATED TO FIRE SAFETY.

(1) HYDRANT SYSTEM :

ON/OFF SWITCHES LOCATED NEAR THE HOSE REEL HOSE OR HYDRANT OUTLET, AT EACH FLOOR FOR THE MAIN FIRE-PUMP AT UNDERGROUND WATER TANK WITH A CAPACITY TO DISCHARGE 900 LITERS PER MINUTE AT 3 BAR PRESSURE AS MEASURED AT THE TERRACE LEVEL SHOULD BE INSTALLED.

THE RISER FOR THE BUILDINGS EXCEEDING 18 MITERS HEIGHT SHOULD NOT BE OF LESS THAN 100 MM INTERNAL DIAMETER. THE RISER SHOULD BE CONNECTED TO THE BOTTOM OF THE TERRACE TANK WITH A STOP VALVE AND A NRV TO ACT A DOWN-COMER. ONE RISER IS REQUIRED FOR EVERY 1000 SQ. METERS FLOOR AREA AND IF THE BUILDING IS DIVIDED INTO, TWO OR MORE PARTS THEN EACH PART SHOULD HAVE A SEPARATE RISER WITH ALL THE FITTINGS AT EACH FLOOR LEVEL.

EACH FLOOR SHOULD HAVE ONE HYDRANT OUTLET WITH A COUPLING FOR ATTACHING A 63 MM. DIA . HOSE . 25 MM. BORE HOSE- REEL HOSE WITH 8 MM. SHUT- OFF NOZZLE AT EACH FLOOR LANDING. THE LENGTH OF THE HOSE SHOULD BE ENOUGH TO REACH THE FARTHEST CORNER OR THE FLOOR. HOSE-BOX WITH 15 METERS LONG 63 MM. DIA. HOSE AND 12.5 MM. BORE NOZZLE AT ALTERNATE FLOORS. THE HOSE-REEL HOSE SHOULD BE COUPLED TO THE RISER.

FIRE - SERVICE INLET SHOULD BE INSTALLED AT A POINT NEAR THE ENTRY TO THE PERMISES WHERE A FIRE SERVICE VEHICLE CAN APPROACH EASILY.

A PERMANENT HYDRANT POINT COMPRISING OF 63 MM DIA SIZE 2 NOS OF HYDRANT VALVES SHOULD BE INSTALLED AT THE TERRACE LEVEL.

OVERHEAD TANK REFILLING BYPASS CONNECTION SHOULD BE DONE AT THE TERRACE LEVEL.

THE OVERHEAD TANK SHALL BE OF A CAPACITY OF NOT LESS THAN 20,000 LITERS. THE UNDERGROUND TANK SHALL BE OF NOT LESS THAN 1,00,000 LITERS.

(2) FIRE LIFT :

THE FIRE-LIFT AND ALL LIFTS SHOULD HAVE A PROVISION TO GROUND TO AUTOMATICALLY IN CASE OF ELECTRICITY FAILURE. EACH BUILDING SHOULD HAVE AT LEAST ONE LIFT AS A FIRE -LIFT AND IF THE BUILDING IS DIVIDED INTO A MORE PARTS THEN EACH PART SHOULD HAVE A FIRE-LIFT. LIFT WELL SHOULD HAVE BLOWERS TO PRESSURIZE THE LIFT -WELL SO CONNECTED THAT IT WILL AUTOMATICALLY OPERATE WHEN ALARM CALL FITINT IS OPERATE, SO THAT IF PREVENTS THE LIFT WELL GETTING SMOKE LOGGED.

(3) FIRE AL ARM:

FIRE ALARM : ALL POINT TO BE INSTALLED AT EACH FLOOR WITH SOUNDERS CAPABLE OF BEING HEARD ALL THROUGHOUT THE BUILDING .

(4) FIRE EXTINGUISHERS :

ONE CARBON DIOXIDE (CO2) TYPE EXTINGUISHER OF 4.5 KG. WITH ISI MARK. AND ONE EXTINGUISHER OF 5 KG. DRY CHEMICAL POWDER (DCP) TYPE EXTINGUISHER WITH ISI MARK TO INSTALLED ON EACH FLOOR IN CASE OF COMMERCIAL BUILDING .

ONE CARBON ?IOXIDE (CO2) TYPE EXTINGUISHER OF 4.5 KG. WITH ISI MARK. OR TWO CARBON DIOXIDE (CO2) TYPE EXTINGUISHER OF 2 KG. CAPACITY ON EACH FLOOR AND 5 KG. DRY CHEMICAL POWDER (DCP) WITH ISI MARK TYPE EXTINGUISHER ON ALTERNATE FLOOR IN CASE OF RESIDENTIAL BUILDINGS.

IF THE BUILDING IS DIVIDED INTO TWO OR MORE PARTS THEN EACH PART SHOULD HAVE THESE EXTINGUISHERS INSTALLED.

(5) STAIR-CASE :

THE STAIRCASE HAS TO BE OPEN FROM AT LEAST ONE OR TWO SIDES BUT IF THE STAIRCASE IS IN THE CENTRE CORE OF THE BUILDING IT HAS TO BE PRESSURIZED TO PREVENT IT FROM GETTING SMOKE LOGGED.

THE RISER / DOWN - COMER SHOULD BE LOCATED IN THE STAIRCASE OR CLOSE TO IN TO MAKE IT EASILY APPROACHABLE IN CASE OF FIRE FROM THE FLOOR BELOW OR ABOVE.

(6) BASEMENT :

THE BASEMENT OF 200 SQ. METERS OR MORE SHOULD BE PROTECTED WITH AUTOMATIC SPRINKLER SYSTEM WITH AT LEAST ONE SPRINKLE HEAD FOR ACTUAL CAR PARKING SPACE .

ADDITIONALLY BE PROTECTED BY A HYDRANT OUTLET AND TWO 25 MM.BORE HOSE- REEL HOSES WITH 8MM . BORE NOZZLES AT EACH BASEMENT LEVEL.

(7) LIGHTTINING ARRESTER :

A LIGHTENING ARRESTER SHOULD ALSO BE INSTALLED AND BE PROPERLY EARTHED TO PREVENT DAMAGE TO THE BUILDING WHEN THE LIGHTENING STRIKES.

(8) PHOTO LUMINESCENT / AUTO GLOW) SIGNAGE'S:

IF THE BUILDING FALLS IN A CONFINED AREA OR IF IT HAS AN ENCLOSED STAIRCASE OR IS NOT WELL LIT-UP ON THE INSIDE, THEN ADEQUATE PHOTO LUMINESCENT (AUTO GLOW) SIGNAGE'S SHOULD BE DISPLAYED AT EACH FLOOR / LANDING / PATHWAY / DEAD-END AND ALONG ALL EXIT ROUTES LANDING TO THE GROUND LEVEL. THE SIGNAGE SHOULD INDICATE FIRE FIGHTING, FIRE SAFETY, FIRST-AID AND OTHER SAFETY EQUIPEMENT PRESENT ON THE RESPECTIVE FLOOR / LANDING / PATHWAY / DEAD - END AND ALONG ALL EXIT ROUTES LEADING TO THE GROUND LEVEL.

(9) ELECTRIC POWER SUPPLY TO THE ENTIRE FIRE - SAFETY SYSTEM

ELECTRICITY SUPPLY TO THE FIRE PUMP, FIRE ALARM SYSTEM, STAIRCASE PRESSURIZATION SYSTEM AND FIRE LIFT SHOULD BE MADE AVAILABLE FROM THE MAIN ELECTRICAL SUPPLY . (I.E. FROM ELECTRICAL POWER SUPPLY OF THE COMPANY) THIS IS TO ENSURE AVAILABILITY OF POWER SUPPLY TO THE FIRE PROTECTION & SAFETY SYSTEM EVEN AFTER THE MAIN ELECTRICAL SUPPLY TO THE BUILDING IS SWITCHED OFF THE TIME OF FIRE.

(10) IMPORTANT INSTRUCTIONS :

AFTER INSPECTION OF A LOW-RISE BUILDING BY THE FIRE SERVICES AUTHORITY , IF THE FIRE OFFICER CONCERNED FEELS THE NEED FOR ADDITIONAL FIRE PREVENTION / PROTECTION / VENTILATION SYSTEM REQUIRED OR EQUIPEMENT (I.E. PASSIVE SYSTEM / SPRINKLER / DRENCHER ETC.) AS PER FIRE LOAD / FIRE RISK / PUBLIC GETHERING POTENTIAL / OCCUPANCY / CONFINED AREA, THOSE ADDITIONAL MEASURES / EQUIPEMENT HAVE TO BE IMPLEMENTED / INSTALLED.

FIRE SAFETY PROVISION SHALL BE PROVIDED AS PER AMC-FIRE & EMERGENCY SERVICES DEPT. - OPINION NO. 3629 DTD.21/08/2020.

(11) LENGED

1 FIRE HYDRANT SYSTEM PIPE MAIN
2 SINGEL HEADED HYDRANT VALVE
3 SLUICE VALVE
4 TWOWAY SIAMES CONNECTION
5 RISE OR DROP
6 NON RETURN VALVE
7 REDUCER
8 FIRE HOUSE BOX
9 HOSE REEL HOSE
10 D.C.P. &CO.2
11 HYDRAUNT VALVE

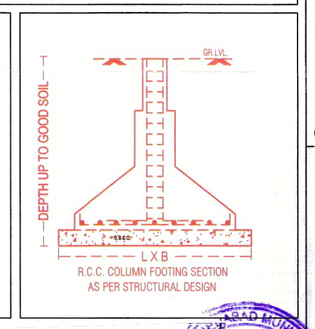

(1) DEVELOPMENT PERMISSION IS GRANTED WITH CONDITION THAT APPLICANT AND DEVELOPER WILL ONLY AS PER ALL BONDS AND AFFIDAVITS PRODUCED BY ARCHITECT AND ENGINEERS.

(2)THIS PERMISSION IS GIVEN ACCORDING TO MUNICIPAL COMMISSIONER OFFICE ORDER NO.ENGINEERING AND OFFICE ORDER NO.42,DT.-13/06/06.

(3)DEVELOPMENT PERMISSION IS GRANTED UNDER C.O.D.C.R.-2017 AS PER LETTER NO.GHV/SHE-0020/16-2020-2021, DATED- 12/10/2017 AND LETTER NO. GHV/01 DF-0020/16-2020-2021, DATED- 12/10/2017 AND LETTER NO. GHV/SHE-0020/16-2020-2021, DATED- 21/05/2018 AND LETTER NO. GHV/HV-DF-0020/16-2020-2021, DATED-22/04/2019 AND LETTER NO. GHV/SHE0020/16-2020-2021, DATED-05/12/2018 AND LETTER NO. GHV/0020/DB-2020-2021, DATED-05/12/2018 AND LETTER NO. GHV/0020/DB-2020-2021, DATED-3/10/2019 OF URBAN DEVELOPMENT AND URBAN HOUSING DEPARTMENT , GOVT. OF GUJARAT.

(4)RAIN WATER STORAGE TANK SHALL BE PROVIDE AS PER CGDCR-2017 CLAUSE NO. 17.2

(5)OWNER-APPLICANT-DEVELOPER SHALL HAVE TO PROVIDE BARRICADE OF STEEL-SHEET/PTH-SHEETS OF SUFFICIENT HIGHT (NOT LESS THAN 3.00M) DURING CONSTRUCTION/DEMOLITION ACTIVITY, AT ALL EDGES OF PLOT FOR SAFETY PURPOSE.

(6)THIS CASE HAS BEEN SCRUTINIZED AND APPROVED BY BUILDING PLAN SCRUTINY POOL ON DT. 02/08/2019.

(7)PERMANENT PROVISION ON THE SITE FOR WASHING AND CLEANING OF TYRE/WHEEL OF THE VEHICLES/CAMPER/EQUIPMENTS COMING AND GOING ON THE PUBLIC ROAD OTHERWISE LEGAL ACTIONS WILL BE TAKEN AND OWNER AND DEVELOPER WILL BE SOLELY RESPONSIBLE FOR ANY DAMAGE OR SPOIL OF PUBLIC ROAD.

(8)THIS DEVELOPMENT PERMISSION IS GIVEN ON THE CONDITION THAT APPLICANT AND DEVELOPER WILL PROVIDE SAFETY MEASURES AND PROTECTION TO SKILLED/UNSKILLED CONSTRUCTION LABOURS IN THEIR PREMISES WITH PROPER SANITATION FACILITY. PUBLIC SPACE/ROAD WILL NOT BE ENCHROACHED FOR THE SAME IN ANY MANNER. OWNER/APPLICANTS SUBMIT THE NOTERISED UNDERTAKING FOR THE SAME ON DT.21/08/2020.

(9)THE DEVELOPMENT PERMISSION IS GIVEN ON THE BASIS OF NOTERISED UNDERTAKING BY OWNER/ APPLICANT AND DEVELOPERS FOR THE RIGHTS TO DEVELOP AND CONSTRUCTION ON THE SAID LAND BY DEVELOPERS AND IT WILL BE BINDING AND APPLICABLE TO BOTH PARTIES.

(10)THIS REVISE DEVELOPMENT PERMISSION IS GIVEN ONLY FOR USE IN RESIDENTIAL BUILDING (R.C.C.FRAME STRUCTURE) WITH STILT+15 UPPER FLOORS AT THE MAXIMUM BUILDING HEIGHT LIMIT UP TO 51.00 MT AND RESIDENTIAL BUILDING (M.C.C.A.S) RESPECT OF BUILDING HEIGHT LIMIT UP TO 45.00 MT IS GRANTED AS PER THE ORDER/APPROVAL OF THE GOVERNMENT IN URBAN DEVELOPMENT DEPARTMENT AND CONDITION MENTION IN ORDER WILL BE APPLICABLE AND BINDING TO OWNER/APPLICANT.

(11)ALL TERMS AND CONDITION MENTION IN EARLIER APPROVAL CASE NO.:- BLRETUNE/273/319/CGDCR/A/115/R/M1, DT.-07/08/2019 AND CASE NO.BHMS/WZ/270319/CGDCR/A/115/R/M1, DT.07/06/2019 WILL BE APPLICABLE AND BINDING TO OWNER/APPLICANT.

(12)OPPOSITE SOMYA LAXMIPAY ARCADE ECTORS/SUPERVISOR/PLAN ENGINEER/CLERK OF WORKS SITE SUPERVISORS ARE SOLE RESPONSIBLE FOR ANY CASUALTY OR DAMAGE TO THE SURROUNDING PROPERTY DURING THE EXCAVATION/CONSTRUCTION OF THE CELLAR AND INSTEAD OF ENTIRE EXCAVATION IN LOW SOIL TOO, CONSTRUCTION OF THE CELLAR WITH ITS ROOF SLAB MUST BE DONE AT FIRST AND THE EXCAVATION WITH ITS SHORING / STRUTTING, AND FOR THE SAFETY OF THE ADJOINING PROPERTIES DURING EXCAVATION/CONSTRUCTION, THE NECESSARY ARRANGEMENTS WILL HAVE TO BE MADE BY THE OWNERS/ARCHITECT/ENGINEER-STRUCTURAL ENGINEER/CLERK OF WORKS. CONTINUOUS SUPERVISION AND IF REQUIRED URGENT ADDITIONAL ARRANGEMENT WILL HAVE TO BE MADE FOR THE SAFEFY AND AS PER THE NOTARIZED UNDERTAKING GIVEN BY OWNERS/PARTNERS/DIRECTORS/ PROPRIETOR/ DEVELOPERS / ARCHITECT / ENGINEER / STRUCTURAL ENGINEER/ CLERK OF WORKS, THE COMMENCEMENT CERTIFICATE (RAJACHITTHI) WILL BE SUSPENDED/REVOKED WITH IMMEDIATE EFFECT AND ACTION AS PER LAW WILL BE TAKEN. DEMOLITION WORK IS BEING DONE WITHOUT PROPER PRECAUTION TO ENSURE SAFETY.

(13)THIS PERMISSION IS GIVEN ON THE BASIS OF MEASUREMENT AND LOCATION OF PLOT MENTION IN OPINION FOR SCHEME IMPLIMENTATION GIVEN BY TOWN DEV.INSP.(M.Z.) A.M.C. DT. 29/10/2019

(14)THIS PERMISSION IS GIVEN ON THE BASIS OF OPINION FOR BETTERMENT CHARGES GIVEN BY DIVISIONAL SUPERINTENDENT (ESTATE, RENT DEPT., WZ) ON DT.-06/11/2019

(15)THIS PERMISSION IS GIVEN ON THE BASIS OF ROAD LINE POSSESSION GIVEN BY TOWN PLANNING OFFICER ON DT.-29/10/2019

(16)THIS REVISED PERMISSION IS GIVEN ON THE BASIS OF SITE SITUATION OPINION GIVEN BY ASST.T.D.O. (WZ) REF. NO.RP-M. ON DT.10/10/019.

(17)ALL RELEVANT TERMS AND CONDITIONS MENTIONED IN N.A. PERMISSION. ON DT.-- GERTORS, ORDER NO.- 8170/TRR/8009 GIVEN BY DISTRICT COLLECTOR AHMEDABAD AND GAM NAMUNA NO.- 2 GIVEN BY TALATI (PALDI, TA-SABARMATI) ON DT.26/02/2019, IT IS SUBMITTED BY OWNER-APPLICANT.

(18)THIS PERMISSION IS GRANTED SUBJECT TO RELAVENT TERMS AND CONDITIONS GIVEN BY AHMEDABAD FIRE AND EMERGENCY FIRE DEPARTMENT ON DT.22/01/2019FOR/NO22201120192 AND FIRE NOC, FIRE PROTECTION CONSULTANT WILL BE SUBMITTED BY OWNER/APPLICANT BEFORE PLACING THE BUILDING INTO USE. TERMS AND CONDITION MENTION IN ORDER WILL BE APPLICABLE AND BINDING TO OWNER/APPLICANT.

(19)THIS PERMISSION IS GIVEN ON THE BASIS OF OPINION FOR PROPERTY TAX GIVEN BY DIVISIONAL SUPERINTENDENT (PROPERTY TAX DEPT., WZ) ON DT.21/06/2020.

(20)THIS PERMISSION IS GRANTED AS PER THE N.O.C. OF AIRPORT AUTHORITY OF INDIA ON DT.-- AND NOC NO.- AAI/WRA/NOC/AHMEDABAD/ADANI/ADL/NOC/2019/1000 AND ALL TERMS AND CONDITION MENTION IN ORDER WILL BE APPLICABLE AND BINDING TO OWNER/APPLICANT.

(21)AS PER THE PROVISION OF REAL ESTATE (REGULATION AND DEVELOPMENT) ACT-2016, NO OFFICE/APPARTMENTS WILL MAKE ADVERTISEMENT FOR SALE, MARKETING, BOOKING OR OFFER FOR REAL ESTATE PROJECT UNIT PLOT, APARTMENT OR BUILDING OR TO SELL ANY UNIT UNTIL THE REGISTRATION IS DONE IN THE REAL ESTATE REGULATORY AUTHORITY(RERA) OFFICE.

(22) APPOINTMENT OF SUPERVISOR OF WORKS ON RECORD (SOR) BY OWNER/APPLICANT.

(23)IN EVERY WATER CLOSETS ON TOILET,IT SHALL BE MANDATORY TO PROVIDE DOUBLE BUTTON FLUSHING TANK (6 LITER & 3 LITER).

(24)APPLICANT GOAL HAVE TO MAKE PROVISION FOR ROOF TOP SOLAR ENERGY GENERATION AND CONNECTION AS PER CL.17.3.1 OF CGDCR-2017 AND NOTERIZED UNDER TAKING GIVEN BY OWNER/APPLICANT ON DT.31/08/2020 AND ALL TERMS AND CONDITION MENTION IN ORDER WILL BE APPLICABLE AND BINDING TO OWNER/APPLICANT.

(25)THIS DEVELOPMENT PERMISSION HAS BEEN GRANTED BASED ON THE CONDITION MENTIONED IN GOVERNMENT OF GUJARAT, URBAN DEVELOPMENT AND URBAN HOUSING DEPARTMENT,GOVERNMENT OF GUJARAT AND DIRECTIONS ISSUED BY COMPETENT AUTHORITY FROM TIME TO TIME.UNDER PROVISION OF COMPREHENSIVE MONITORING MECHANISM OF BUILDING PERMISSIONS.

(26)HOTEL PARKING AREA SHOWN IN APPROVED PLAN MUST BE MAINTAINED (B) PARKING AREA MUST BE RETAINED AS EFFECTIVE PARKING SPACE AND SHALL BE PROVIDED WITH LIGHT AND VENTILATION SYSTEM.(C) IF MISUSE OF PARKING SPACE FOR ANY OTHER USE OF THE ENTIRE BUILDING SHALL BE ACTING AS PER CLAUSE 12.3 OF THE GUJARAT TOWN PLANNING AND URBAN DEVELOPMENT (PARKING) PROVISION, HIGH PENALTY SHALL BE LEVIED CONSIDERING THE PERIOD DEVOTED THE PARKING SPACE AND BENEFIT DERIVED OUT OF THE MISUSE OF PARKING SPACE AND ACTION AS PER LAW WILL BE TAKEN. TERMS AND CONDITION MENTIONED WILL BE APPLICABLE AND BINDING TO OWNER/APPLICANT.

SHEET NO:- 6 /6
SECTION A-A & ELEVATION — BLOCK:- B

REVISE PLAN SHOWING RESI. + COMM. BUILDING ON F.P. NO: 981/6, OF T.P.S. NO.-3 (ELLISBRIDGE) (PALDI SECTION FIRST VARIED) FINAL MOJE: PALDI, TAL.: SABARMATI, DIST:AHMEDABAD.

SCALE :- 1CM = 1.0MT

ZONE AS PER RDP 2021:- RESI-I (ONE) R-1

USE OF CONSTRUCTION : RESI.+COMM.

SCHEDULE OF OPENING

DOOR	WINDOWS	VENT
D =1.00X2.10	W =1.80X1.20	V=0.60X0.60
D1=0.90X2.10	W1=1.50X1.20	
D2=0.75X2.10	W2=0.50X1.20	
SD=1.60X2.10	FPD = FIRE PROOF DOOR	

RCC STAIR DETAIL

WIDTH=2.00M
TREAD=0.30M
RISER=0.15M

COLOUR NOTE -

- PLOT BOUNDARY
- PROPOSED WORK
- PROPOSED DRAINAGE
- APPROVE DRAINAGE

LAXMANJI SARDARJI MAKWANA
AMC LIC CW 05471111222R1
A/4, AKSHARPARK SOCIETYT, G.S.T.ROAD,
CHENPUR, AHMEDABAD-382470

CLERK OF WORKS

UTSAV DIPAKBHAI PATEL
AMC LIC No. ER 1346130324
89, Riddhi Society, Ghatlodia,
Ahmedabad-380061.

ENGINEER.

UMANG J. PATEL
STRU. DESIGNER-GRADE-I
LIC. NO: SD02050505022R3
203, PARISHRAM ELEGANT,
SOLA, AHMEDABAD-60

STRU.ENGINEER.

SHRI PARSHVA SPACE CRAFT
AUTHORISED SIGNATORY

OWNER

SHRI PARSHVA CORPS
Jayang J. Shah
7th Floor, 702, SPG Empressa,
Opp. LG Show Room,
Beside Paldi Seva Kendra,
Nr. Mithakhali Circle, Ahmedabad-380006
LIC. No. CEV 001DV24062510072

DEVELOPER

SCRUTINIZE COPY
NO. 2343 DT. 11/09/2020
TDO, BPSP, AMC

RESPONSIBILITY OF C.O.D.C.R.-2017 (L.N. NO.- 43.4.5.6.4.5) :-
APPROVAL OF DRAWINGS AND ACCEPTANCE OF ANY STATEMENT, DOCUMENTS, STRUCTURAL REPORT, STRUCTURAL DRAWINGS, PROGRESS REPORT OR BUILDING COMPLETION CERTIFICATES SHALL NOT DISCHARGE THE OWNER, ENGINEER, ARCHITECT, CLERK OF WORKS/SITE SUPERVISOR, STRUCTURAL DESIGNER, DEVELOPER OWNER FROM THEIR RESPONSIBILITIES IMPOSED UNDER THE ACT, THE DEVELOPMENT CONTROL REGULATIONS AND THE LAWS OF TORT AND LOCAL ACTS.
LIABILITY OF C.O.D.C.R.-2017 (L.N. NO.- 73.3) :-
NOTWITHSTANDING ANYTHING CONTAINED IN THE DEVELOPMENT WORK SHALL CONTINUE TO BE WHOLLY AND SOLELY RESPONSIBLE FOR ANY INJURY OR DAMAGE OR LOSS WHATSOEVER THAT MAY BE CAUSED TO, ANY ONE IN OR AROUND THE AREA DURING SUCH WORK AND NO LIABILITY WHATSOEVER IN THIS REGARD SHALL BE CAST ON THE AUTHORITY

Ahmedabad Municipal Corporation
Case No.: BHMS/WZ/270319/CGDCR/A/115/R1/M1 Zone: WEST
Plan Approved as per terms and condition mentioned in the Commencement Certificate
Raja Chitthi Number : 04272/270319/A2115/R1/M1
Date : 15/11/2020

T.D. Sub Inspector(B.P.S.P.) — T.D. Inspector (B.P.S.P.) — Asst. T.D.O. (B.P.S.P.)

AUTHORITY.