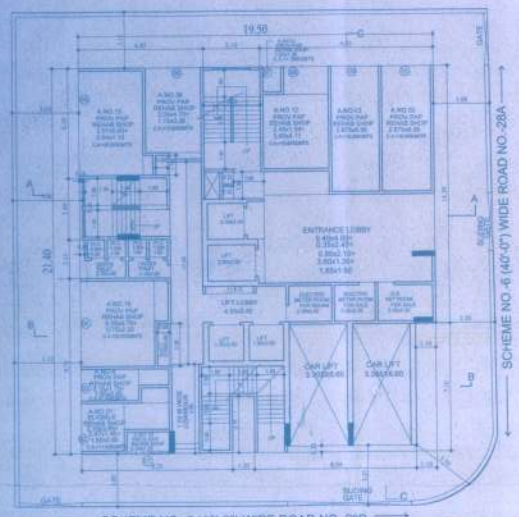

GROUND FLOOR PLAN

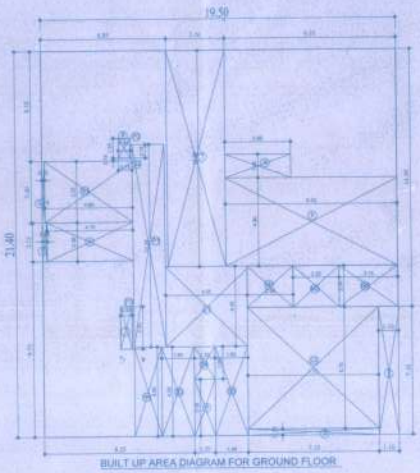

BUILT UP AREA DIAGRAM FOR GROUND FLOOR

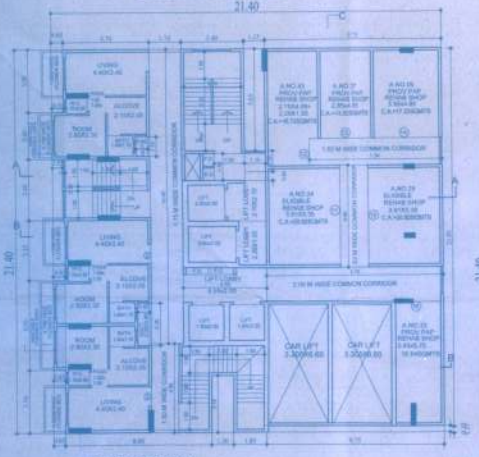

1ST FLOOR PLAN

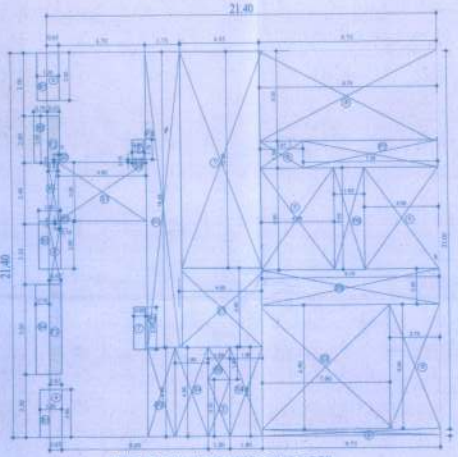

BUILT UP AREA DIAGRAM FOR FIRST FLOOR

FIRST FLOOR PLAN

PLOT AREA CALCULATION

1	18.00	x	35.46x	17.80	=	317.00 SQMTS
2	19.50	x	35.46x	19.34	=	333.94
3	0.50	x	18.00x	1.25	=	40.40
4	2.11	x	5.00x	0.63	=	2.66
TOTAL PLOT AREA					=	718.00 SQMTS

BUILT UP AREA CALCULATION

GROUND FLOOR						
A	19.50	x	21.40	x 1 NO	=	417.30
				TOTAL ADDITION	=	417.30 SQ.MT. X
DEDUCTIONS						
1	4.00	x	13.00	x 2 NO.	=	27.00
2	1.10	x	7.10	x 1 NO	=	7.81
3	1.10	x	2.90	x 1 NO	=	3.19
4	1.20	x	9.10	x 1 NO	=	2.58
5	0.30	x	2.10	x 1 NO	=	0.63
6	0.15	x	3.40	x 1 NO	=	0.51
7	4.80	x	2.00	x 1 NO	=	1.00
8	0.80	x	1.10	x 1 NO	=	0.72
				TOTAL DEDUCTION	=	44.00 SQ.MT. Y
ENTRANCE LOBBY AREA						
a	2.00	x	1.00	x 1 NO	=	2.00
b	8.40	x	4.00	x 1 NO	=	33.60
TOTAL					=	35.74 SQ.MT. Y1
				GROSS BUILT UP AREA (X+Y+Y1)		511.07 SQ.MT. Z1
STAIRCASE AREA (LIFT, CAR LIFT & LOBBY AREA						
S1	4.80	x	0.25	x 1 NO	=	1.20
S2	0.15	x	0.15	x 2 NOS	=	0.09
S3	0.75	x	0.15	x 1 NO	=	0.11
S4	1.80	x	4.80	x 2 NOS	=	17.30
S5	1.05	x	1.80	x 1 NO	=	2.10
L1	4.65	x	4.65	x 1 NO	=	21.62
L2	1.80	x	0.80	x 1 NO	=	1.44
TOTAL					=	43.87 SQ.MT. Y2
METER ROOM FOR REHAB						
M1	2.00	x	0.90	x 1 NO	=	1.80
METERROOM & D.G.SET ROOM FOR SALE						
M2	3.00	x	4.80	x 2 NOS	=	28.80
M3	3.15	x	2.00	x 1 NO	=	6.30
TOTAL					=	35.10 SQ.MT. Y3
TOILET AREA						
T	4.70	x	2.00	x 1 NO	=	9.40 SQ.MT. Y4
REHAB COMPONENT AREA (X1+Y1+Y2+Y3)						171.98 SQ.MT. X1
PASSAGE AREA						
P1	1.75	x	11.00	x 1 NO	=	19.25
P2	0.10	x	0.10	x 1 NO	=	0.01
P3	0.10	x	0.30	x 1 NO	=	0.03
P4	1.80	x	4.00	x 1 NO	=	7.40
TOTAL					=	27.09 SQ.MT. Y5
REHAB BUILT UP AREA ON GR FLOOR (X1 Y5) FOR REHAB SHOP						199.06 SQ.MT. X2
EXCESS BUILT UP AREA FOR REHAB SHOP					=	0.00 SQ.MT. Y6
NET REHAB BUILT UP AREA ON GR FLOOR (X2 Y6) FOR REHAB SHOP					=	199.06 SQ.MT. X3

EXCESS SHOP AREA STATEMENT AT GROUND FLOOR

TOTAL REHAB SHOP AREA	=	171.23 SQMTS
TOTAL CARPET AREA	=	126.19 SQMTS
EXCESS CARPET AREA	=	4.05 SQMTS
BUILT UP AREA FOR		
EXCESS CARPET AREA 3.00 x 1.35	=	4.05 SQMTS
BUILT UP AREA FOR REHAB SHOP 171.23-4.05= 167.18SQMTS		

SR NO	OR NO / LG NO / DRAWING	SR NO / AN NO / ANNEXURE X	NAME OF SHOP / OWNER	CARPET AREA NO.OF SHOPS/OWNERS X SQMTS	PERMISSIBLE CARPET AREA SQMTS	PROPOSED CARPET AREA SQMTS	EXCESS CARPET AREA SQMTS	REMARKS
GROUND FLOOR								
1	1	18	ASHOK S JADHAV	3.75	3.75	3.75	0.00	NON ELIGIBLE PROV.FAP
2	2	21	CHANDAN DHANAP BAGRU	10.00	10.00	11.00	1.00	ELIGIBLE
3	3	4	YOGESH A BHOSALE	8.00	8.00	7.00	0.00	NON ELIGIBLE PROV.FAP
4	4	10	CHANDRAKANT K KERI	22.00	22.00	22.00	0.00	NON ELIGIBLE PROV.FAP
5	5	12	SIDDHESH C KERI	22.00	22.00	22.00	0.00	NON ELIGIBLE PROV.FAP
6	6	20	JAYT U. NEGANDHI	14.00	14.00	14.00	0.00	NON ELIGIBLE PROV.FAP
7	7	13	SANJAY S KERI	7.34	7.34	7.34	0.00	NON ELIGIBLE PROV.FAP
8	8	15	RAMNATH S KERI	15.00	15.00	15.07	0.07	NON ELIGIBLE PROV.FAP
9	9	03	ARUN S KERI	18.00	18.00	18.00	0.00	NON ELIGIBLE PROV.FAP
10	10	1	SUBHASH D KERI	16.00	16.00	16.00	0.00	NON ELIGIBLE PROV.FAP
TOTAL					134.19	134.13	0.06	
FIRST FLOOR								
11	11	24	NARENDRA L KERI	22.71	20.00	20.00	0.00	ELIGIBLE
12	12	42	NILESH KERI	16.72	16.72	16.72	NIL	NON ELIGIBLE
13	13	37	SHANKUTALA P KERI	13.79	13.79	13.00	0.00	NON ELIGIBLE PROV.FAP
14	14	39	JAYANAT L KERI	17.18	17.18	17.22	0.04	NON ELIGIBLE PROV.FAP
15	15	29	NARENDRA S KERI	41.60	20.00	20.00	0.00	ELIGIBLE
16	16	23	PARESH M SHAH	16.00	16.00	16.94	0.76	NON ELIGIBLE PROV.FAP
TOTAL					103.69	103.88	0.80	

REHAB COMPONENT AREA STATEMENT

FLOOR	REHAB PROD. BUILT UP AREA	REHAB COMP. BUILT UP AREA	EXCESS REHAB BUILT UP AREA	PARKING AREA	MACHINERY AREA	LIFT/STAIRCASE/ LOBBY CENTRE AREAS	OPEN AREA	REHAB COMPONENT AREA
GROUND	-	180.06	180.06	27.00	-	-	-	177.73
1ST	62.90	116.60	116.60	78.29	-	-	-	215.75
2ND	27.70	-	27.70	32.07	23.00	24.15	32.14	131.08
3RD	32.77	-	32.77	37.00	-	-	-	132.67
4TH	32.77	-	32.77	37.00	-	-	-	132.67
5TH	32.77	-	32.77	37.00	-	-	-	132.67
6TH	32.77	-	32.77	37.00	-	-	-	132.67
7TH	32.43	-	32.43	37.00	-	-	-	94.32
8TH	32.77	-	32.77	37.00	-	-	-	132.67
9TH	32.77	-	32.77	37.00	-	-	-	132.67
10TH	32.77	-	32.77	37.00	-	-	-	132.67
TOTAL	746.08	296.94	1043.02	404.35	23.00	24.15	32.14	1923.75

FUNGIBLE AREA STATEMENT

FLOOR	METER ROOM AREA	PASSAGE AREA	FLOWER BED AREA	TOTAL
GROUND	0.00	NIL	NIL	0.00
1ST	NIL	4.87	13.28	18.15
2ND	NIL	1.88	5.12	6.90
3RD	NIL	4.87	13.28	23.28
4TH	NIL	4.87	13.28	23.28
5TH	NIL	4.87	13.28	23.28
6TH	NIL	4.87	13.28	23.28
7TH	NIL	1.80	12.24	13.94
8TH	NIL	4.87	13.28	23.28
9TH	NIL	4.87	13.28	23.28
10TH	NIL	4.87	13.28	23.28
TOTAL	0.00	48.89	137.64	186.58

EXCESS FUNGIBLE AREA ON 7TH FLOOR 14.04

TOTAL FUNGIBLE AREA PROPOSED 200.62SQMTS

FUNGIBLE AREA PERMISSIBLE 35% OF 746.08 =261.63SQMTS
FUNGIBLE AREA PROPOSED 200.62SQMTS

BUILT UP AREA CALCULATION

FIRST FLOOR						
A	21.40	x	21.40	x 1 NO	=	457.96
				TOTAL ADDITION	=	457.96 SQ.MT. X
DEDUCTIONS						
1	4.00	x	13.00	x 1 NO	=	26.00
2	0.75	x	0.90	x 1 NO	=	0.67
3	1.00	x	0.15	x 1 NO	=	0.15
4	0.65	x	0.00	x 2 NOS	=	0.00
5	0.65	x	0.95	x 1 NO	=	0.18
6	0.65	x	0.40	x 2 NO	=	1.07
7	0.80	x	0.90	x 1 NO	=	0.72
8	0.80	x	1.10	x 1 NO	=	0.70
9						
				TOTAL DEDUCTION	=	10.04 SQ.MT. Y
				GROSS BUILT UP AREA (A-Y)		395.00 SQ.MT. Z1
STAIRCASE AREA (LIFT, CAR LIFT & LOBBY AREA						
S1	4.80	x	0.25	x 1 NO	=	1.20
S2	0.15	x	0.15	x 2 NOS	=	0.09
S3	0.75	x	0.15	x 1 NO	=	0.11
S4	1.80	x	4.80	x 2 NOS	=	17.30
S5	1.05	x	1.80	x 1 NO	=	2.10
L1	4.65	x	4.65	x 1 NO	=	21.62
L2	1.80	x	0.80	x 1 NO	=	1.44
TOTAL					=	43.87 SQ.MT. Y1
FUNGIBLE AREA (NRETABLE AREA) REHAB						
F1	0.80	x	2.00	x 1 NO	=	1.60
F2	0.80	x	0.00	x 1 NO	=	0.00
TOTAL					=	4.47 SQ.MT. Y2
REHAB COMPONENT AREA (X1+Y1+Y2)						439.34 SQ.MT. X1
PASSAGE AREA						
P1	1.75	x	16.40	x 1 NO	=	28.70
P2	1.80	x	4.80	x 1 NO	=	7.40
P3	0.10	x	0.30	x 1 NO	=	0.03
P4	0.10	x	0.30	x 1 NO	=	0.04
P5	0.75	x	0.20	x 1 NO	=	15.00
P6	1.80	x	0.80	x 1 NO	=	0.01
P7	7.34	x	1.50	x 1 NO	=	11.01
TOTAL					=	56.84 SQ.MT. Y3
NET REHAB BUILT UP AREA ON 1ST FLOOR (X1 Y3)						396.76 SQ.MT. X2
REHAB SHOP AREA						
1	0.75	x	0.00	x 1 NO	=	48.75
2	2.41	x	1.50	x 1 NO	=	3.62
3	4.98	x	0.80	x 8 NOS	=	49.48
4	0.75	x	0.80	x 1 NO	=	18.00
TOTAL					=	117.85 SQ.MT.
FUNGIBLE AREA IN FORM OF FLOWER BED						
B1	1.20	x	2.80	x 4 NOS	=	9.04
B2	0.75	x	2.40	x 1 NO	=	1.80
B3	0.75	x	0.80	x 1 NO	=	0.60
TOTAL					=	11.44 SQ.MT.

CAR PARKING STATEMENT FOR REHAB

CARPET AREA SQ.MT.	NO. OF FLOTS	PARKING REQD. BY RULE	NOS OF PARK PROP.
BELOW 25	27 NOS	1 PARKING 4 TEN	27/4 =6.75
RETAIL CORRE AREA (MUN.SHOPS)		MAXIMUM 3 NOS	03
10% FOR VISITORS COMMERCIAL			0.20
25% FOR VISITORS RESIDENTIAL			0.675
TOTAL PARKING REQUIRED			4.425 SAY 5 NOS

CAR PARKING STATEMENT FOR SALE

CARPET AREA SQ.MT.	NO. OF FLOTS	PARKING REQD. BY RULE	NOS OF PARK PROP.
BELOW 31	NIL	1 PARKING 6 TEN	NIL
31 TO 40 SQMTS	NIL	1PARKING 4 TEN	NIL
40 TO 70SQMTS	03	1PARKING 2 TEN	6.00
ABOVE 70SQ.MTS	11 NOS	1PARKING 1 TEN	12.00
TOTAL			13.00
10%FOR VISITORS			1.3 SAY SAY 2NOS
TOTAL PARKING REQUIRED			15.3SAY 17
TOTAL PARKING REQUIRED REHAB+SALE 7+17			24 NOS
TOTAL PARKING PROVIDED FOUR FLOORS 7 NOS OF PARKING PROVIDED 2 x 3 NOS OF STACKER			27 NOS

REHAB TENEMENT STATEMENT

FLOOR	NO.OF REHAB SHOP (EXISTING)	NO.OF REHAB SHOP COMM. (EXISTING)	NO.OF PROP. SHOP(BUILT UP)	NO.OF PROP. SHOP COMM.	NO.OF RAILWAYS	NO.OF MACHINE ROOM	NO.OF SOCIETY OFFICE	TOTAL
GL	NIL	1	NIL	04	NIL	NIL	NIL	05
1ST	01	02	02	04	NIL	NIL	NIL	08
2ND	02	NIL	NIL	NIL	01	01	01	04
3RD	02	NIL	NIL	NIL	NIL	NIL	NIL	02
4TH	02	NIL	NIL	NIL	NIL	NIL	NIL	02
5TH	NIL	NIL	02	NIL	NIL	NIL	NIL	02
6TH	NIL	NIL	02	NIL	NIL	NIL	NIL	02
7TH	NIL	NIL	02	NIL	NIL	NIL	NIL	02
8TH	NIL	NIL	02	NIL	NIL	NIL	NIL	02
9TH	NIL	NIL	02	NIL	NIL	NIL	NIL	02
10TH	NIL	NIL	02	NIL	NIL	NIL	NIL	02
TOTAL	08	03	16	12	01	01	01	42

FORM I

A AREA STATEMENT

		In SQMTS
1	AREA OF PLOT	718.00
	1. DEAD/CONSTRUCTION	
	a. ROAD SET BACK AREA	NIL
	b. PROPOSED ROAD	NIL
	c. ANY RESERVATION	NIL
	d. 5% AMENITY AREA	NIL
	TOTAL(a+b+c+d)	NIL
1	BALANCE AREA OF PLOT (1-2)	718.00
2	DEDUCTION FOR RECREATION GROUND (UNLESS APPLICABLE)	NIL
3	NET AREA OF PLOT (1-2)	718.00
4	ADDITION FOR F.S.I.	NIL
5	TOTAL AREA OF NET PLOT AREA	718.00
6	TOTAL AREA OF PLOT (3+4)	718.00
7	F.S.I. PERMISSIBLE	1.00
8	F.S.I. EXISTING AVAILABLE BY DEVELOPMENT RIGHTS (INCLUDING TDR/ROLE OF THE RAILWAYS AREA FOR FSI & ABOVE)	
10	PERMISSIBLE FLOOR AREA (7X8=9 ABOVE)	1436.00
11	PROPOSED BUILT UP AREA FOR REHAB	1512.18
12	PROPOSED BUILT UP AREA FOR SALE	1710.18
13	TOTAL BUILT UP PROPOSED (9+10 REHAB+SALE)	3222.18
14	F.S.I. CONSUMED(13/5)	4.49

FORM II

CONTENTS OF SHEET

GROUND FLOOR PLAN
FIRST FLOOR PLAN
BUILT UP AREA CALCULATION

DESCRIPTION OF PROPOSAL AND PROPERTY

PROPOSED SRA SCHEME ON PLOT BEARING NO-151 OF SION -MATUNGA ESTATE SCHEME NO-6 C.S.NO.451/6 OF SION DIV. AT JUNCTION OF ROADS NO-28A AND 28B OF SCHEME NO-6 OF SION MUMBAI
FOR

NAME OF OWNER

M/S ARISES DEVELOPERS

STAMP OF DATE OF RECEIPT OF PLAN/STAMP OF APPROVAL OF PLANS

Received on the 14 JUN 2017
14 JUN 2017

SIDDHESH SAMANT & ASSOCIATES
ARCHITECT

IN DELAMINATION OF ANY PLAN SHALL BE INTIMATED IMMEDIATELY

SCALE	DATE	DRAWN BY	DRAWING NO.	JOB NO.	DRG. NO.
1:100					