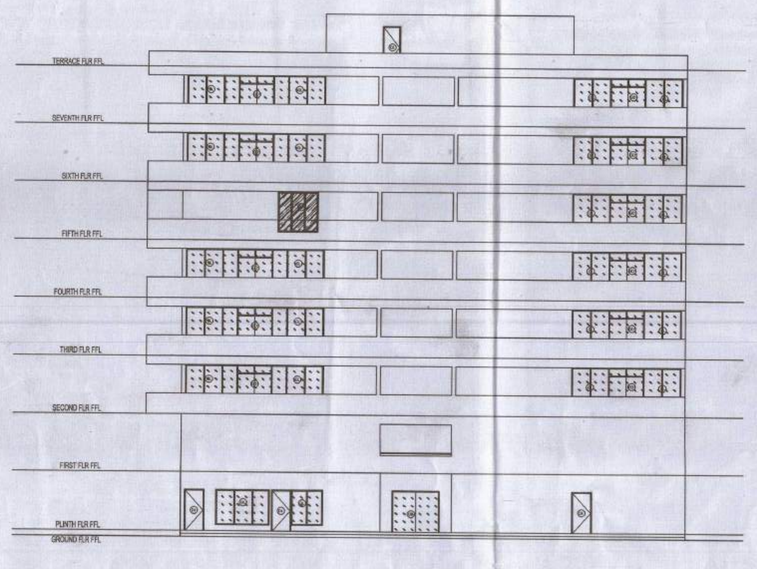

ELEVATION-E1

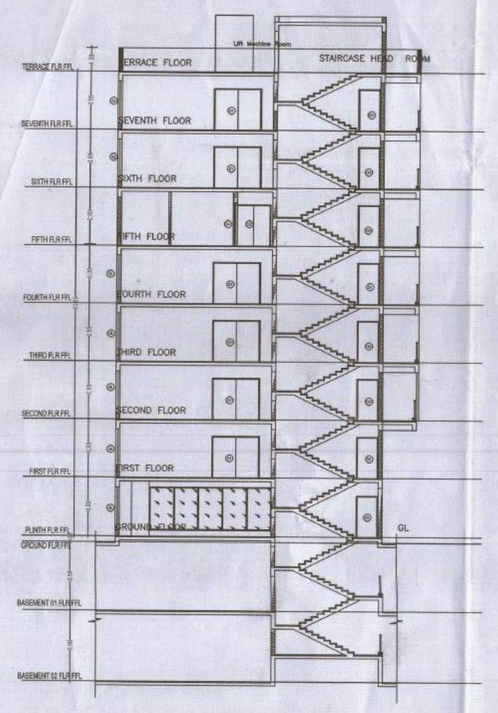

SECTION-E1

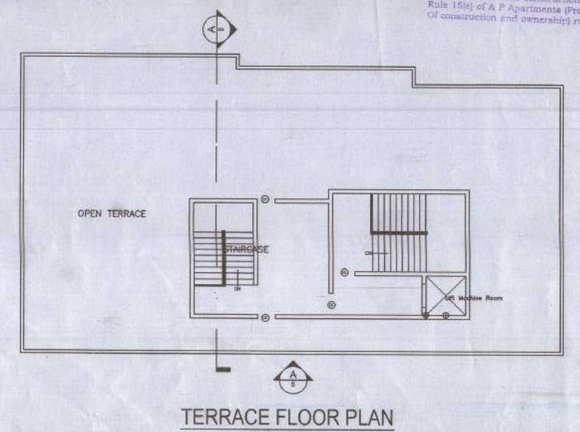

TERRACE FLOOR PLAN
CLUBHOUSE

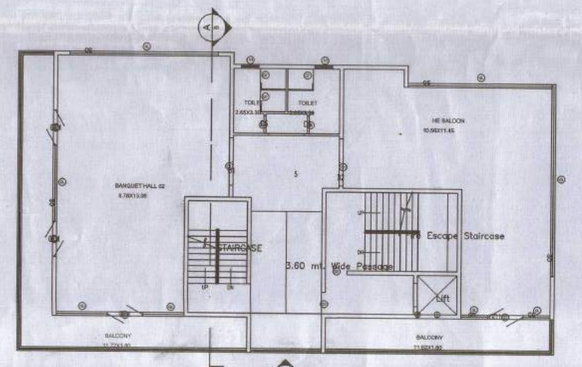

FOURTH FLOOR PLAN
CLUBHOUSE

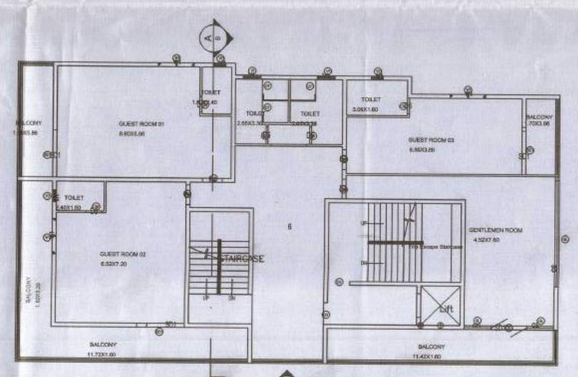

FIFTH FLOOR PLAN
CLUBHOUSE

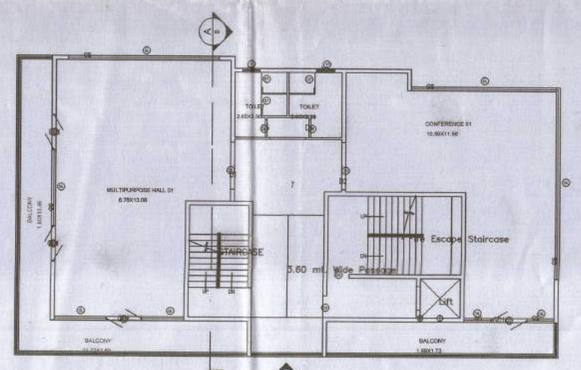

SIXTH FLOOR PLAN
CLUBHOUSE

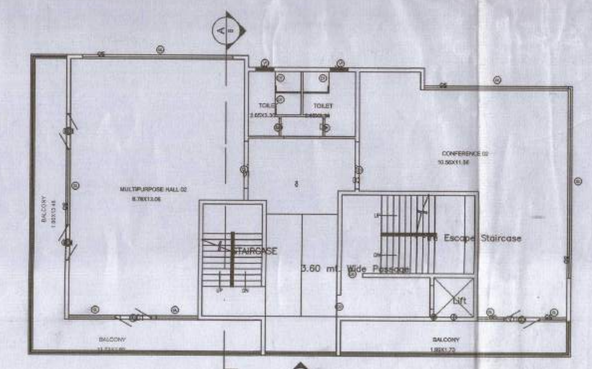

SEVENTH FLOOR PLAN
CLUBHOUSE

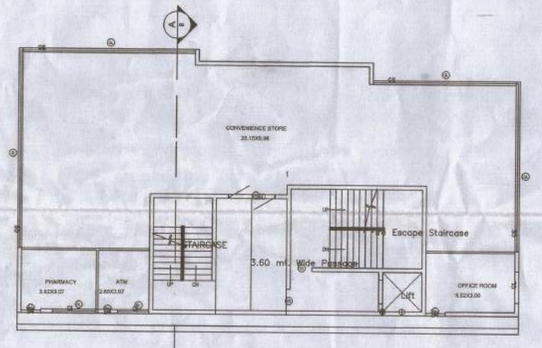

GROUND FLOOR PLAN
CLUBHOUSE

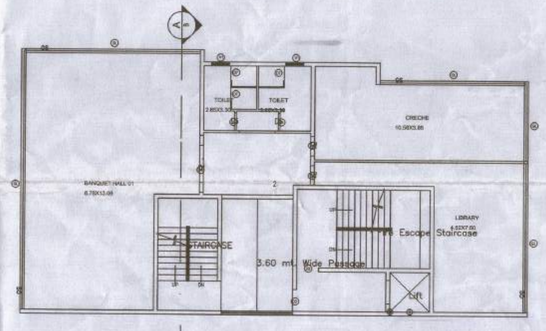

FIRST FLOOR PLAN
CLUBHOUSE

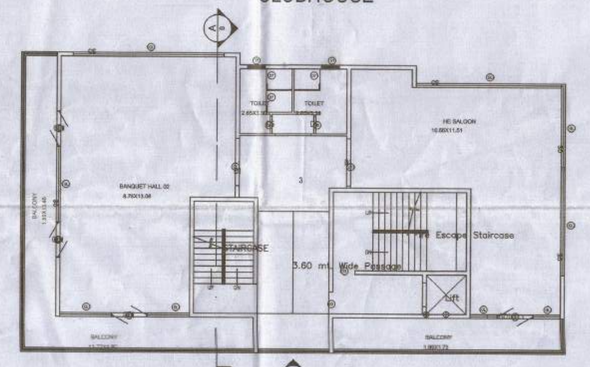

SECOND FLOOR PLAN
CLUBHOUSE

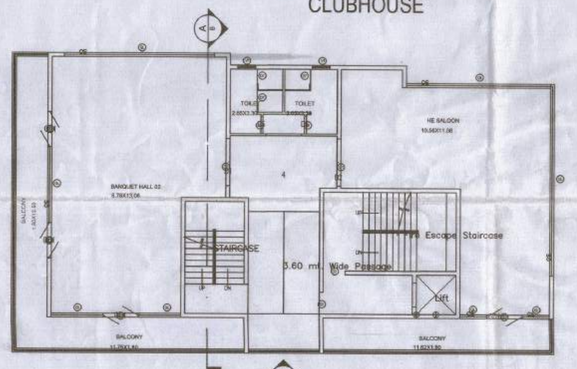

THIRD FLOOR PLAN
CLUBHOUSE

* TECHNIC APPROVAL IS HERE ACCORDED FOR ONLY DWELLING UNITS UNDER SECTION 20(1) I, II OF HYDERABAD METROPOLITAN DEVELOPMENT AUTHORITY ACT 2008 & FORWARDED TO THE MUNICIPAL/LOCAL BODY FOR FINAL SANCTION SUBJECT TO THE CONDITIONS MENTIONED ON APPROVE MEMO.

039970/HED/R1/UL/HMDA/2025 Dt:10/02/2025

2. All the conditions imposed in Lr. No. 039970/HED/R1/UL/HMDA/2025 Dt:10/02/2025 to be strictly followed.

3. This approval does not bar the application of the provision of the Urban Land (Ceiling & Regulation) Act, 1976.

4. The local authority shall ensure that ownership clearance (and Urban Land Ceiling/clearance of the site under reference are in order and should scrupulously follow the Government instructions vide Memo No.1933/11/11/97 MA, dt.18-6-97 before sanctioning and releasing these technical approved building plans.

5. This approval does not confer or affect the ownership of the site Authority of ownership site boundary is the responsibility of the applicant.

6. The Builder/Developer/Owner shall be responsible and ensure the the five safety structural stability requirements of the proposed complex are in accordance with the National Building Code, 2005 Provisions

10. THAT THE APPLICANT SHALL COMPLY THE CONDITIONS LAID DOWN G.O.MS. NO. 478 M.A. Dt: 6-7-2006, G.O.M.S.NO. 168 M.A. Dt.: 7-4-2012 AND ITS ENDOMENTS.

11. The applicant shall obtain necessary clearance from the FIRE SERVICES DEPARTMENT for the proposed Apartment complex/building as per the provisions of A.P. FIRE SERVICES ACT, 1999.

12. This permission does not bare any public agency include HMDA/Local Body to acquire the lands for public purpose as per law

15. Automatic Sprinkler system is to be provided if the basement area exceeds 200 Sq. mtrs Electrical wiring and installation shall be Certified by the electrical engineers to ensure electrical fire safety.

16. To create a joint open spaces with the Neighbours building / premises for Manoeuverability of fire vehicles. No parking Entry constructions shall be made in setback area

17. Transformers shall be provided with 4 hours Rating fire resistant constructions as per Rule 15(b) of A.P. Apartments (Promotion Of construction and ownership) rules 1987

18. To provide one entry and one exit To the premises with a minimum Width of 4.5 mtrs and height Clearance of 5 mtrs.

19. To provide sewerage treatment plant to recycle Of sewage water to make it reusable water for Gardening as per HMDA bye laws.

20. Provide Fire resistant swing door For the collapsible lift in all floors Provide Generator as alternate Source of electric supply. Emergency Lighting so that everything continue Functions as usual.

For METROPOLITAN COMMISSIONER
Hyderabad Metropolitan Development Authority

4.3 No numbers water type fire extinguisher For every 600 Sq.Mtrs of floor area with Minimum of four numbers fire extinguisher for Boosted 5 kgs. DCP extinguisher minimum 2 Nos each at Generator and Transformer areas shall be provide as per clause 18 specification No.2100-1992.

7. Automatic sprinkler and sprinkler system in the Clubhouse building. Seperate Underground static water storage tank capacity of 35,000 Ltr. capacity and Overhead tank of 25,000 ltrs Capacity for Fire Hydrant system. Means Fire Pump Room

PLAN SHOWING THE PROPOSED CONSTRUCTION OF RESIDENTIAL APARTMENT OF TOWER 2,3&4 WITH 2CELLAR+G+14 FLOORS& TOWER 1 WITH 3CELLAR+G+14 FLOORS IN SURVEY NOS.57, SITUATED AT BACHUPALLY VILLAGE &MANDAL, MEDCHAL-MALKAJIGIRI DISTRICT, TELANGANA.

BELONGING TO:

OWNER : M/S.MORDRIL PROPERTIES (INDIA) PVT LTD.,
Represented by It's Authorized Person
Sri.S.DINESH REDDY S/O.NARSI REDDY.

SPECIFICATIONS

STRUCTURE	: R.C.C.FRAMED STRUCTURE STRUCTURE
SUPER STRUCTURE	: BLOCK WORK IN CM
PLASTERING	: SPONGE FINISH IN CEMENT MORTAR
FLOORING	: CERAMIC WITH SKIRTING
DOORS	: TEAK WOOD FRAMES WITH FLUSH SHUTTERS,ENAMEL PAINT FOR DOORS.
WINDOWS	: POWDER COATED ALUMINIUM WINDOWS
ELECTRIFICATION	: CONCEALED COOPER WIRING WITH NECESSARY LIGHT POINTS.
PLUMBING AND SANITARY	: AS PER STANDARDS.

AREA STATEMENT:

TOTAL SITE AREA	:	19424.9 SQ.MTS (OR)	23231.98 SQ.YDS
ROAD WIDENING AREA	:	667.68 SQ.MTS (OR)	798.53 SQ.YDS
NET SITE AREA	:	18757.22 SQ.MTS (OR)	22433.45 SQ.YDS

S.NO	DESCRIPTION	TOWER -1	TOWER -2	TOWER -3	TOWER-4	CLUB HOUSE
I	GROUND FLOOR AREA	1692.77	1761.99	989.80	750.87	327.25
	FIRST FLOOR AREA	1797.52	1762.20	1135.07	871.61	327.25
	2ND FLOOR AREA	1882.35	1847.68	1216.92	944.87	400.70
	3RDFLOOR AREA	1882.35	1847.68	1216.92	944.87	400.70
	4TH FLOOR AREA	1882.35	1847.68	1216.92	944.87	400.70
	5TH FLOOR AREA	1882.35	1847.68	1216.92	944.87	400.70
	6TH FLOOR AREA	1882.35	1847.68	1216.92	944.87	400.70
	7TH FLOOR AREA	1882.35	1847.68	1216.92	944.87	400.70
	8TH FLOOR AREA	1882.35	1847.68	1216.92	944.87	-
	9TH FLOOR AREA	1882.35	1847.68	1216.92	944.87	-
	10TH FLOOR AREA	1882.35	1847.68	1216.92	944.87	-
	11TH FLOOR AREA	1882.35	1847.68	1216.92	944.87	-
	12TH FLOOR AREA	1882.35	1847.68	1216.92	944.87	-
	13TH FLOOR AREA	1882.35	1847.68	1216.92	944.87	-
	14TH FLOOR AREA	1882.35	1847.68	1216.92	944.87	-
	TOTAL	27960.83	27544.03	17944.83	13905.79	3058.95

S.NO			
2	TOTAL BUILT UP AREA	:	87355.48 Sq.M
3	CELLAR FLOOR AREA	:	25642.9 Sq.M
4	33% PARKING AREA REQUIRED	:	29836.67 Sq.M
	36.56% PARKING AREA PROVIDED	:	32015.43 Sq.M
5	2.5% VENTILATION FOR CELLAR REQUIRED	:	800.38 Sq.M
	2.82% VENTILATION FOR CELLAR PROVIDED	:	905.02 Sq.M
6	CLUB HOUSE AREA (G+7)	:	3058.95 Sq.M
7	TOTAL BUILTUP AREA	:	90414.43 Sq.M
8	MORTGAGE		
	REQUIRED MORTGAGE AREA	9041.44 Sq.M	(10.00%)
	PROPOSED MORTGAGE AREA	9124.81 Sq.M	(10.09%)

SCHEDULE OF OPENINGS

S.NO	DESCRIPTION	SIZE
1)	MD	1050 x 2100
2)	D1	900 x 2100
3)	D2	800 x 2100
4)	SD1	1800 x 2100
5)	W1	1500 x 1200
6)	W2	1200 x 1200
7)	W3	900x 1200
8)	KW	1200 x 900
9)	KW1	900 x 900
10)	V1	600 x 600

REFERENCE

PROPOSED
EXISTING
SCALE : 1:100
NORTH

Owner's Signature:

Structural Enginreer's Signature:

DEEPALLI SRI HARI
M.Tech.
MGHLC No: 3920/In Eng/TP-HD/Civil/C

Architect's Signature: (Regn.No.)

HARISH P
CA/2005/36609

BUILDERS Signature: (Regn.No.)

SHEET-02/09