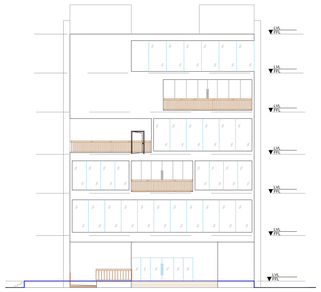

FRONT ELEVATION

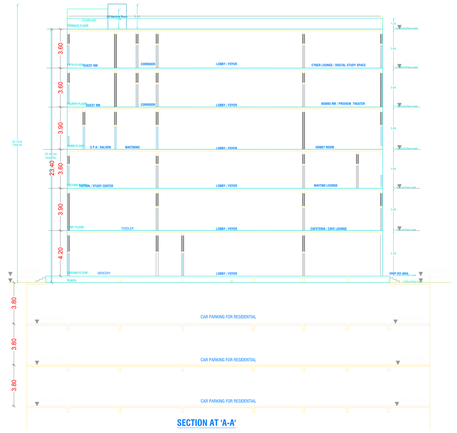

SECTION AT 'A-A'

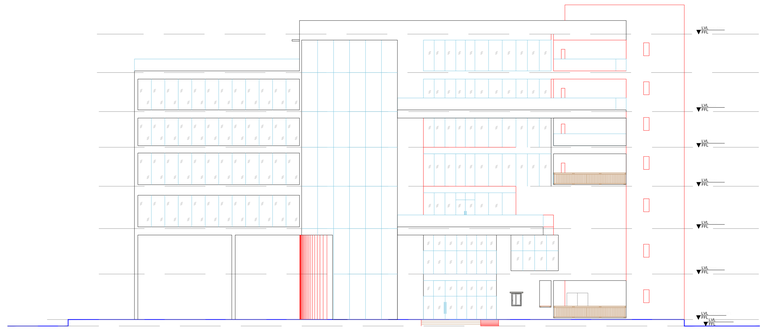

FRONT ELEVATION

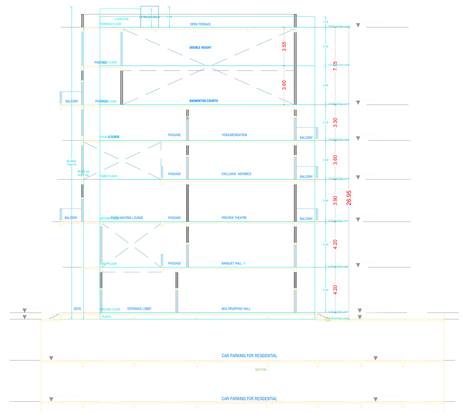

SECTION AT 'A-A'

Project Title	
PLAN SHOWING THE PROPOSED SERVICED APARTMENT AT SURVEY NO. 18/1, BELONGING TO. Sk Ms.Bks	Residential
REF BY :	pandurangi murthy
LICENCE NO : LA/2020/1747	APPROVAL NO :
DATE : 30-06-2022	SHEET NO. : 1 / 9
Layout Plan Details	DRAWING NO. : TD/2020/01/2022

BUILDING -A (AMENITIES2)

FLOOR NAME	TOTAL BUA	DEDUCTIONS VOID	DEDUCTIONS COMM.	NET BUA COMM.
GROUND FLOOR	911.01	0.00	911.01	911.01
FIRST FLOOR	886.02	55.01	55.01	830.01
SECOND FLOOR	886.02	55.01	55.01	830.01
THIRD FLOOR	863.06	46.06	46.06	817.01
FOURTH FLOOR	863.07	43.02	43.02	819.04
FIFTH FLOOR	863.02	0.00	0.00	863.02
SIXTH FLOOR	911.01	263.65	263.65	648.35
TERRACE FLOOR	13.67	0.00	0.00	0.00
TOTAL	6265.76	318.84	318.84	5952.49
TOTAL NO OF BLDG	1			
TOTAL	6265.76	318.84	318.84	5952.49

SCHEDULE OF JOINERY

BUILDING NAME	NAME	L X H	NOS
A (AMENITIES2)	D	1.20 X 2.10	24
A (AMENITIES2)	D	1.20 X 2.10	72
A (AMENITIES2)	FD	1.10 X 2.10	18
A (AMENITIES2)	D	2.10 X 2.10	36
A (AMENITIES2)	PD	0.90 X 2.10	12

SCHEDULE OF JOINERY

BUILDING NAME	NAME	L X H	NOS
A (AMENITIES2)	V	0.60 X 0.90	10
A (AMENITIES2)	GLSW	1.16 X 1.10	37
A (AMENITIES2)	GLSW	10.00 X 2.10	08
A (AMENITIES2)	GLSW	2.00 X 1.10	24
A (AMENITIES2)	GLSW	4.00 X 2.10	08
A (AMENITIES2)	GLSW	3.00 X 2.10	08
A (AMENITIES2)	GLSW	2.00 X 2.10	08
A (AMENITIES2)	W1	1.50 X 1.20	07

BALCONY CALCULATIONS TABLE

FLOOR NAME	SIZE	TOTAL AREA
SECOND FLOOR PLAN	2.00 X 0.75 X 1	1.50
	2.00 X 0.45 X 1	
THIRD FLOOR PLAN	2.00 X 26.00 X 1	52.00
FOURTH FLOOR PLAN	2.00 X 26.00 X 1	52.00
FIFTH FLOOR PLAN	2.00 X 21.12 X 1	41.52
TOTAL		212.18

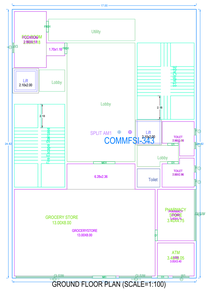

GROUND FLOOR PLAN (SCALE=1:100)

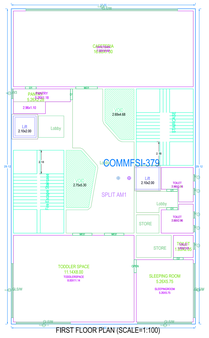

FIRST FLOOR PLAN (SCALE=1:100)

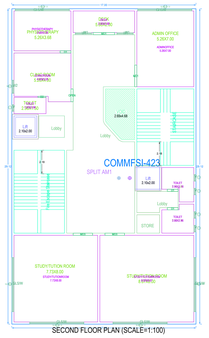

SECOND FLOOR PLAN (SCALE=1:100)

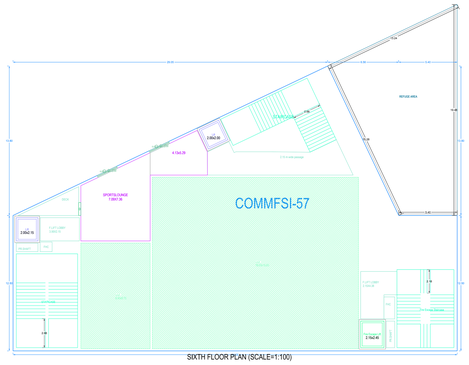

SIXTH FLOOR PLAN (SCALE=1:100)

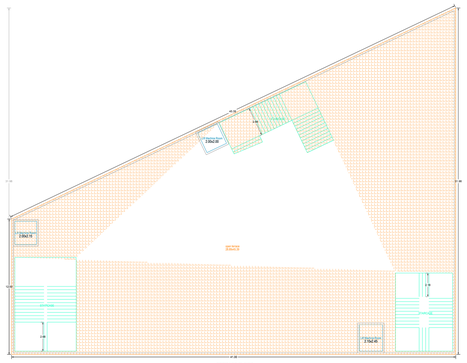

TERRACE FLOOR PLAN (SCALE=1:100)

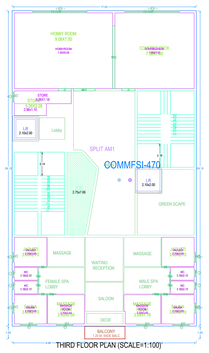

THIRD FLOOR PLAN (SCALE=1:100)

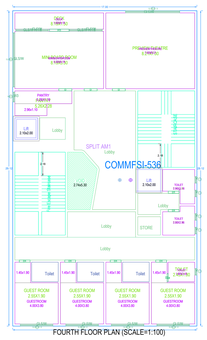

FOURTH FLOOR PLAN (SCALE=1:100)

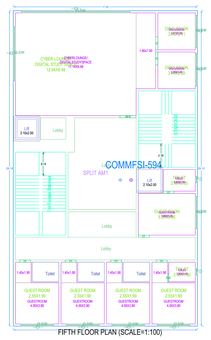

FIFTH FLOOR PLAN (SCALE=1:100)

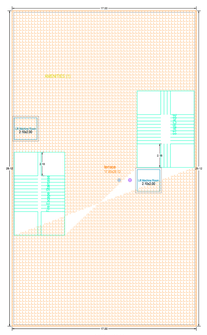

TERRACE FLOOR PLAN (SCALE=1:100)

BUILDING :AMENITIES (1)

FLOOR NAME	TOTAL BUA	DEDUCTIONS VOID	NET BUA COMM.
GROUND FLOOR	421.95	0.00	421.95
FIRST FLOOR	495.06	23.66	471.40
SECOND FLOOR	495.07	11.40	483.67
THIRD FLOOR	499.57	16.71	482.86
FOURTH FLOOR	495.02	12.27	482.75
FIFTH FLOOR	495.02	0.00	495.02
TERRACE FLOOR	8.40	0.00	0.00
TOTAL	2910.09	64.04	2837.66
TOTAL NO OF BLDG	1		
TOTAL	2910.09	64.04	2837.66

SCHEDULE OF JOINERY

BUILDING NAME	NAME	L X H	NOS
AMENITIES (1)	D3	0.73 X 2.10	03
AMENITIES (1)	D2a	0.75 X 2.10	09
AMENITIES (1)	D2	0.90 X 2.10	01
AMENITIES (1)	D1	1.00 X 2.10	23
AMENITIES (1)	OPEN	1.18 X 2.10	01
AMENITIES (1)	D	1.20 X 2.10	07
AMENITIES (1)	MD4	1.50 X 2.10	01
AMENITIES (1)	MD2	1.80 X 2.10	02
AMENITIES (1)	MD1	2.00 X 2.10	05
AMENITIES (1)	MD	2.15 X 2.10	01
AMENITIES (1)	FDD	5.78 X 2.10	01

SCHEDULE OF JOINERY

BUILDING NAME	NAME	L X H	NOS
AMENITIES (1)	V	0.60 X 0.90	25
AMENITIES (1)	W3	0.90 X 1.50	08
AMENITIES (1)	W2	1.20 X 1.50	01
AMENITIES (1)	W1	1.50 X 1.20	07
AMENITIES (1)	GLSW	10.00 X 1.80	01
AMENITIES (1)	GLSW	14.00 X 1.80	01
AMENITIES (1)	GLSW	3.00 X 1.80	14
AMENITIES (1)	GLSW	4.75 X 1.80	01
AMENITIES (1)	GLSW	5.00 X 1.80	15
AMENITIES (1)	GLSW	7.00 X 1.80	01

BALCONY CALCULATIONS TABLE

FLOOR NAME	SIZE	TOTAL AREA
THIRD FLOOR PLAN	1.20 X 3.76 X 1	4.52
TOTAL	-	4.52

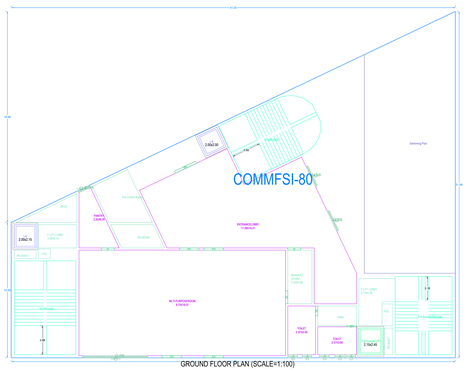

GROUND FLOOR PLAN (SCALE=1:100)

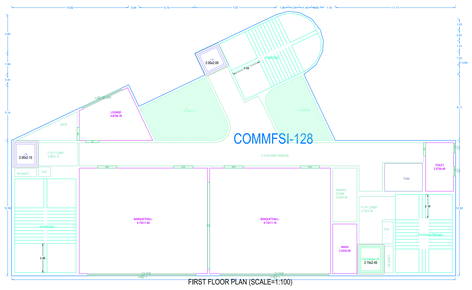

FIRST FLOOR PLAN (SCALE=1:100)

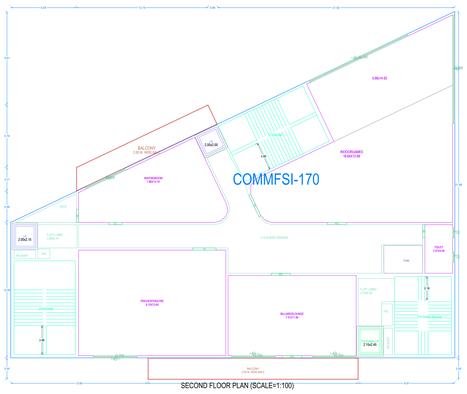

SECOND FLOOR PLAN (SCALE=1:100)

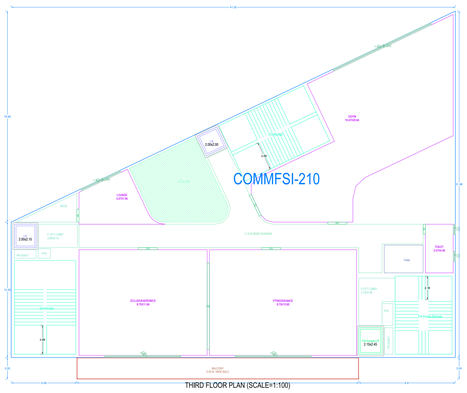

THIRD FLOOR PLAN (SCALE=1:100)

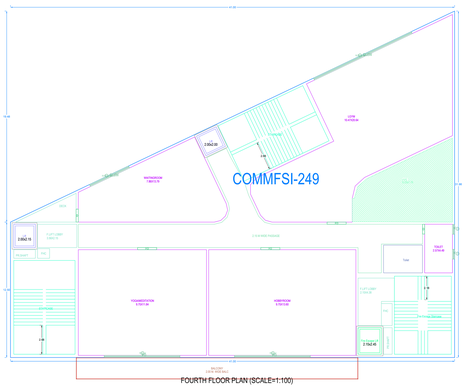

FOURTH FLOOR PLAN (SCALE=1:100)

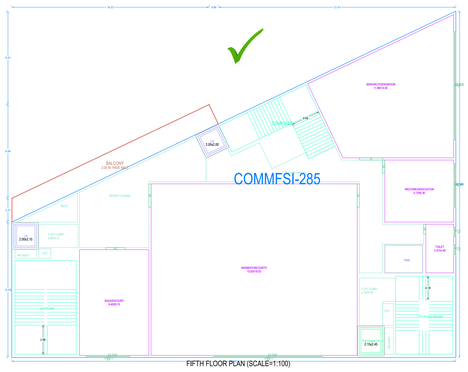

FIFTH FLOOR PLAN (SCALE=1:100)

OWNER'S NAME AND SIGNATURE
BUILDER'S NAME AND SIGNATURE
ARCHITECT'S NAME AND SIGNATURE
STRUCTURAL ENGINEER'S NAME AND SIGNATURE