

elevation



section

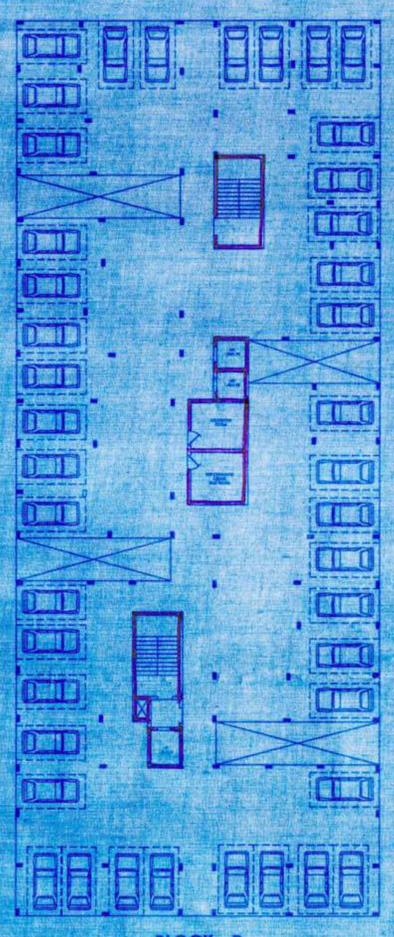

BLOCK - D



BLOCK - D&E
FIRST FLOOR PLAN

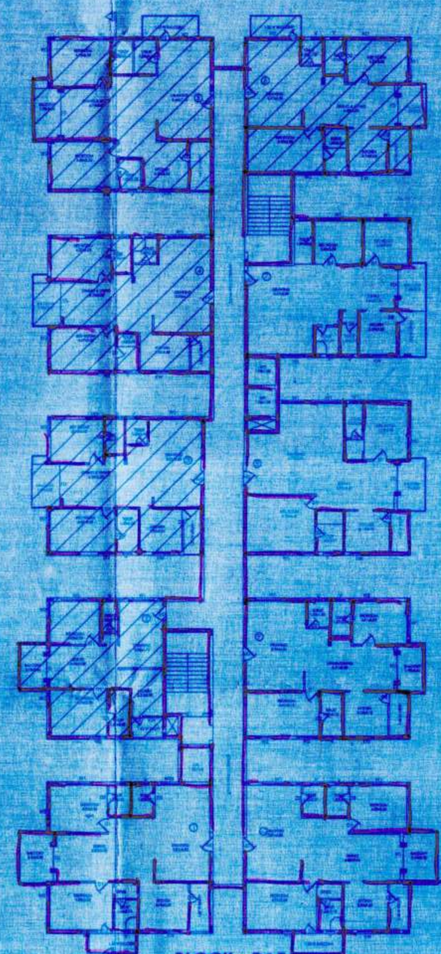

BLOCK - D&E
SECOND FLOOR PLAN

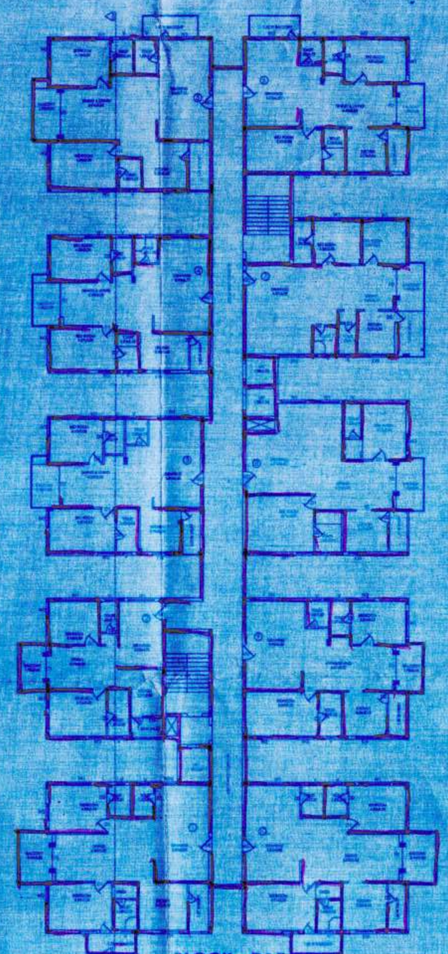

BLOCK - D&E
TYPICAL FLOOR PLAN

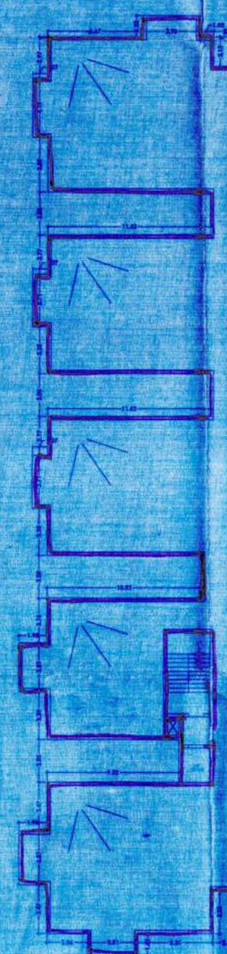

TERRACE FLOOR PLAN

BLOCK - D&E

AUTHENTIC APPROVAL IS HERE BY ACCORDED
PO4
ONLY
DWELLING UNITS UNDER SECTION 20(2) OF HYDERABAD METROPOLITAN DEVELOPMENT AUTHORITY ACT 2008 & FORWARDED TO THE MUNICIPALITY/LOCAL BODY FOR FINAL SANCTION SUBJECT TO CONDITIONS MENTIONED ON APPROVED PLAN / CORRECTED PLAN
LP NO:CHO34/HMDA/LP/HYD/LO/2021/SHR-16034
All the conditions imposed in Lr. No:C1/11-12/2004/HMDA/LO/21/SHR-16034
are to be strictly followed

This approval does no bar the application of the provision of the Urban Land (Ceiling & Regulation) Act, 1976.

The local authority shall ensure than ownership clearance (and Urban Land Ceiling/clearance of the site under reference is in order and should scrupulously follow the Government instructions vide Memo No.19235/1/11/97 MA, dt 18-6-97 while ascertaining and releasing these technical approved building plans.

This approval does not confer or attest the ownership of the site Authority of ownership site boundary is the responsibility of the applicant.

The Builder/Developer/Owner shall be responsible and ensure the the five safety structural stability requirements of the proposed complex are in accordance with the National Building Code, 2005 provisions

The Commissioner of Municipality/Local authority should physically take over the land shown in Road widening at free of cost before releasing Building permission as per statutory Master Plan/Z D P.

8. The Cellar/stilt parking should not be put-used for any other purpose.
9. The Builder/Developer should construct sump, drainage as per ISI Standards and to the satisfaction of Municipality & provide rain water drainage system available.
10. THAT THE APPLICANT SHALL COMPLY THE CONDITIONS LAID DOWN G.O.MS. NO. 470 M.A. Dt: 8-8-2008, G.O.M.S.NO. 168 M.A. Dt: 7-4-2012 AND ITS ENDORMENTS
11. The applicant shall obtain necessary clearance from the FIRE SERVICES DEPARTMENT for the proposed Apartment complex building as per the provisions of A.P. FIRE SERVICES ACT, 1999.
12. [illegible] public purposes [illegible] to acquire the lands for public purposes as [illegible]
13. Fire Fighters equipments are as [illegible] Per every 500 sq.meter of floor area with Minimum of two hydrants first aid hose reel and 9 kgs DCP extinguisher minimum 5 litre, each at Staircase and Transformer areas shall be provided as per standard specification No. 15105-1982.
14. Manually operated and electric operated fire Entire Building. Separate Underground and Water storage tank capacity of 25,000 lts capacity for domestic purposes and 25,000 lts Capacity for Fire Fighting purposes, House Hold Drain Connections
15. [illegible] 30 Sq. Metre [illegible] by the [illegible] Electrical [illegible]
16. [illegible] a joint [illegible] with the Neighbours both [illegible] / private for Maintainability [illegible] the whole. No parking Group construction [illegible] shall be made in setbacks are
17. Transformers [illegible] be provided with 4 hours Rating fire resistant constructions as per Rule 15(e) of A.P. Apartments (Promotion Of construction [illegible] Ownership) Rules, 1987.
18. [illegible] 30 feet or more [illegible] to the premises with a minimum width of 9.5 metre and height/ clearance of [illegible]
19. [illegible] and normal water for Cooking etc. as per [illegible]
20. Provide Fire [illegible] as per [illegible] For the [illegible] in all [illegible] Provide Generator as alternate Source of electric supply. Emergency Lighting in the corridors/common Passage and [illegible] service

5th Jul

For METROPOLITAN COMMISSIONER
Hyderabad Metropolitan Development Authority

PLAN SHOWING THE PROPOSED RESIDENTIAL APARTMENT
IN SURVEY NO: 37/A/1, 37/A/2, 37/A/3, 37/A/4, 37/A/5 and 37/AA/1, 37/AA/2

Situated at OSMAN NAGAR(V), R.C PURAM (M), SANGA REDDY (D), Tellapur Municipality.

Belongs To:

M/s DIVINE HOMES
Rep By, P RADHA KRISHNA MURTHY S/o P SUBBA RAO (Late)

and

M NAVAJEEVAN S/o M VENKATESHWARLU

SPECIFICATIONS

FOUNDATION	R.C.C. ISOLATED FOOTING
STRUCTURE	R.C.C. FRAMED STRUCTURE
WALLS	230 MM & 115 MM
PARTITION WALLS	115 MM & 75 MM
SUPERSTRUCTURE	R.C.C. FRAME WORK & BRICK WORK
ROOF	R.C.C.
FLOORS	VITRIFIED TILES
DOORS	PANEL DOOR
WINDOWS	ALUMINIUM
ELECTRICAL	CONCEALED
TOILETS	DADO TILES
KITCHEN	DADO TILES
DOOR FRAMES	R.C.C. DOOR FRAME

SCHEDULE OF OPENINGS

DOORS		WINDOWS & VENTILATORS		
M-D1 : 1.07 X 2.10	D2 : 0.77 X 2.10	WD : 2.44 X 2.10	W1 : 1.83 X 1.83	KW : 1.22 X 1.22
D1 : 0.99 X 2.10		WD1 : 1.83 X 2.10	W2 : 1.22 X 1.22	V : 0.61 X 0.91
D2 : 0.84 X 2.10		WD2 : 1.07 X 2.10		V1 : 3.04 X 3.04

AREA STATEMENT

DOCUMENT SITE AREA : 31,024.26 sqm./37,104.70 sq.y. (OR) 7.66 Acr

PHYSICAL SITE AREA : 30,462.78 sqm./36,433.18 sq.y. (OR) 7.5 Acr

ORGANISED OPEN SPACE REQUIRED @ 10% OF SITE AREA = 3,046.27 sqm.

ORGANISED OPEN SPACE PROPOSED @ 10% = 3,055.94 sqm.

AMENITIES REQUIRED (3% OF BUILTUP AREA) = 3,860.61 sqm.
AMENITIES PROVIDED = 4,007.96 SQ.MTS.

BLOCKS BUILT UP AREAS

FLOORS	BLOCK - A	BLOCK - B	BLOCK - C	BLOCK - D	BLOCK - E	BLOCK - F	BLOCK - G	BLOCK - H	BLOCK - I	TOTAL
1st FLOOR	1,104.86	1,104.86	1,104.86	1,356.72	1,356.72	1,104.86	1,104.86	1,130.23	723.93	
2nd FLOOR	1187.02	1187.02	1187.02	1432.91	1432.91	1187.02	1187.02	1203.49	777.93	923.13
3rd FLOOR	1187.02	1187.02	1187.02	1432.91	1432.91	1187.02	1187.02	1203.49	777.93	812.87
4th FLOOR	1187.02	1187.02	1187.02	1432.91	1432.91	1187.02	1187.02	1203.49	777.93	927.13
5th FLOOR	1187.02	1187.02	1187.02	1432.91	1432.91	1187.02	1187.02	1203.49	777.93	692.73
6th FLOOR	1187.02	1187.02	1187.02	1432.91	1432.91	1187.02	1187.02	1203.49	777.93	642.02
7th FLOOR	1187.02	1187.02	1187.02	1432.91	1432.91	1187.02	1187.02	1203.49	777.93	1,007.95
8th FLOOR	1187.02	1187.02	1187.02	1432.91	1432.91	1187.02	1187.02	1203.49	777.93	
9th FLOOR	1187.02	1187.02	1187.02	1432.91	1432.91	1187.02	1187.02	1203.49	777.93	
10th FLOOR	1187.02	1187.02	1187.02	1432.91	1432.91	1187.02	1187.02	1203.49	777.93	
11th FLOOR	1187.02	1187.02	1187.02	1432.91	1432.91	1187.02	1187.02	1203.49	777.93	
12th FLOOR	1187.02	1187.02	1187.02	1432.91	1432.91	1187.02	1187.02	1203.49	777.93	
TOTAL	14,162.08	14,162.08	14,162.08	17,118.73	17,118.73	14,162.08	14,162.08	14,358.62	9,260.43	

TOTAL 9 blocks floor AREA = 3,28,687.31 sqm

TOTAL BUILTUP AREA (BLOCKS+CLUB) 1,28,687.31+4,056.60 = 1,32,743.91 SQ.M

MORTAGAGE 10%

1,416.20	1,416.20	1,416.20	1,720.44	1,720.44	1,416.20	1,416.20	1,525.81	926.83	

PARKING

STILT FLOOR	1246.21	1246.21	1246.21	1490.53	1490.53	1246.21	1246.21	1436.69	723.36

TOTAL STILT AREA 11,382.16 SQMTS

CELLAR AREA 25,351.62 SQMTS

SUB CELLAR AREA 9,369.66 SQMTS

TOTAL PARKING PROPOSED - STILT+CELLAR+SUB CELLAR = 46,103.44 sqmts

PARKING AREA REQUIRED @ 33% OF TOTAL BLOCKS BUILTUP AREA = 43,865.81 Sqmts.

PARKING AREA REQUIRED @ 44% OF AMENITIES AREA = 1,763.50 Sqmts

TOTAL PARKING AREA REQUIRED (BLOCKS+AMENITIES) = 44,629.31 Sqmts

PARKING AREA PROVIDED: 46,103.44 (34.74% OF total BUILT UP AREA)

NUMBER OF CARS

TOTAL NO. OF CAR PARKING PROPOSED (STILT+CELLAR+SUB CELLAR) = 1,110 NOS

VENTILATION DUCT

VENTILATION REQUIRED FOR CELLAR @ 2.5% = 868.03 SQ.M.

VENTILATION PROPOSED FOR CELLAR = 992.75 SQ.M.

NUMBER OF FLATS

BLOCK - A	BLOCK - B	BLOCK - C	BLOCK - D	BLOCK - E	BLOCK - F	BLOCK - G	BLOCK - H	BLOCK - I
96	96	96	120	120	96	96	108	48

TOTAL NUMBER OF FLATS = 876 NO.

TOTAL HT OF BUILDING PROPOSED-35.88 MTS.

REFERENCE

PROPOSED
EXISTING
TO BE DEMANLISED

NORTH

ALL DIMENSIONS ARE IN METRES

OWNERS SIGNATURE OPA HOLDER

BUILDER'S SIGNATURE

SIGNATURE OF THE STRUCTURAL ENGINEER

SIGNATURE OF THE ARCHITECT
M.MURALI KRISHNA (CA/2005/26702)

DESIGNSPACE ARCHITECTS

SHEET NO.07 SCALE 1:200