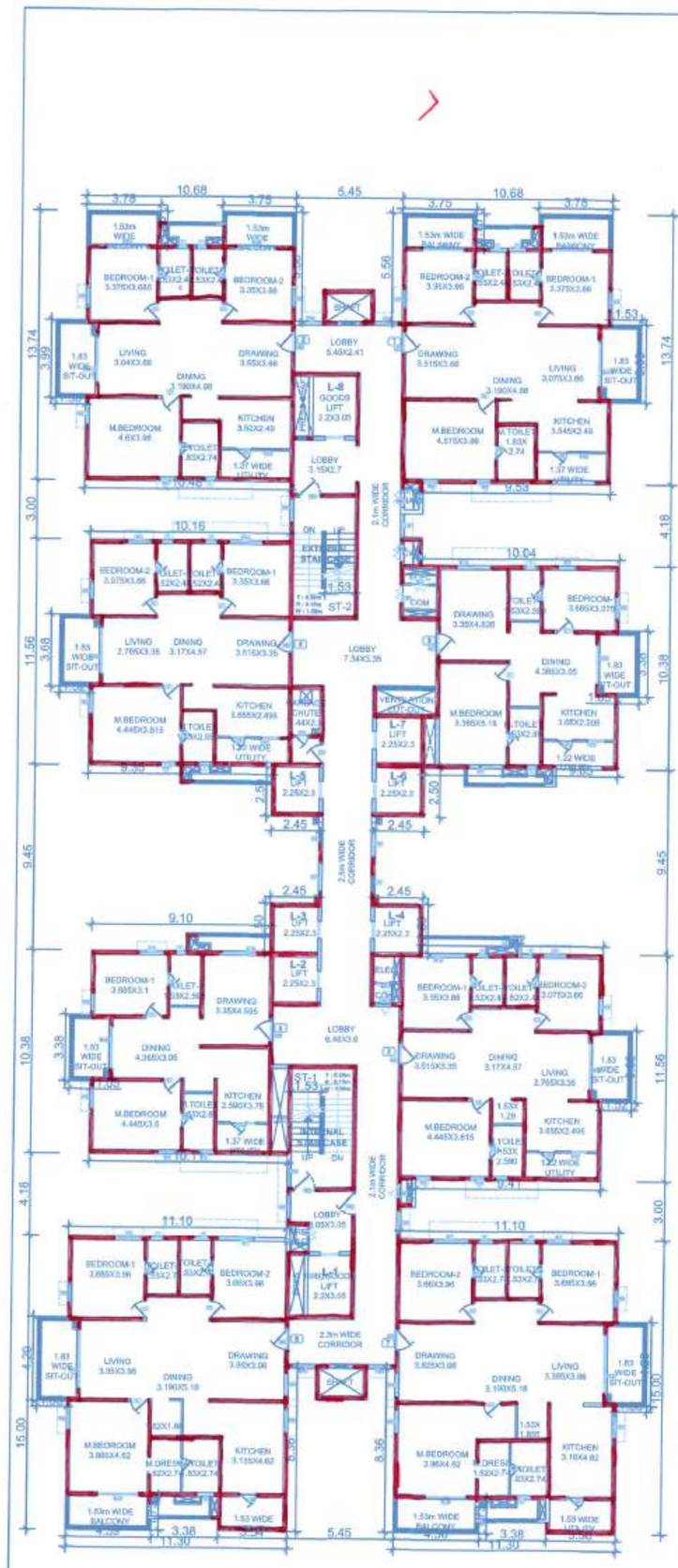

TYPICAL-1 FLOOR PLAN
(1st to 5th Flrs)

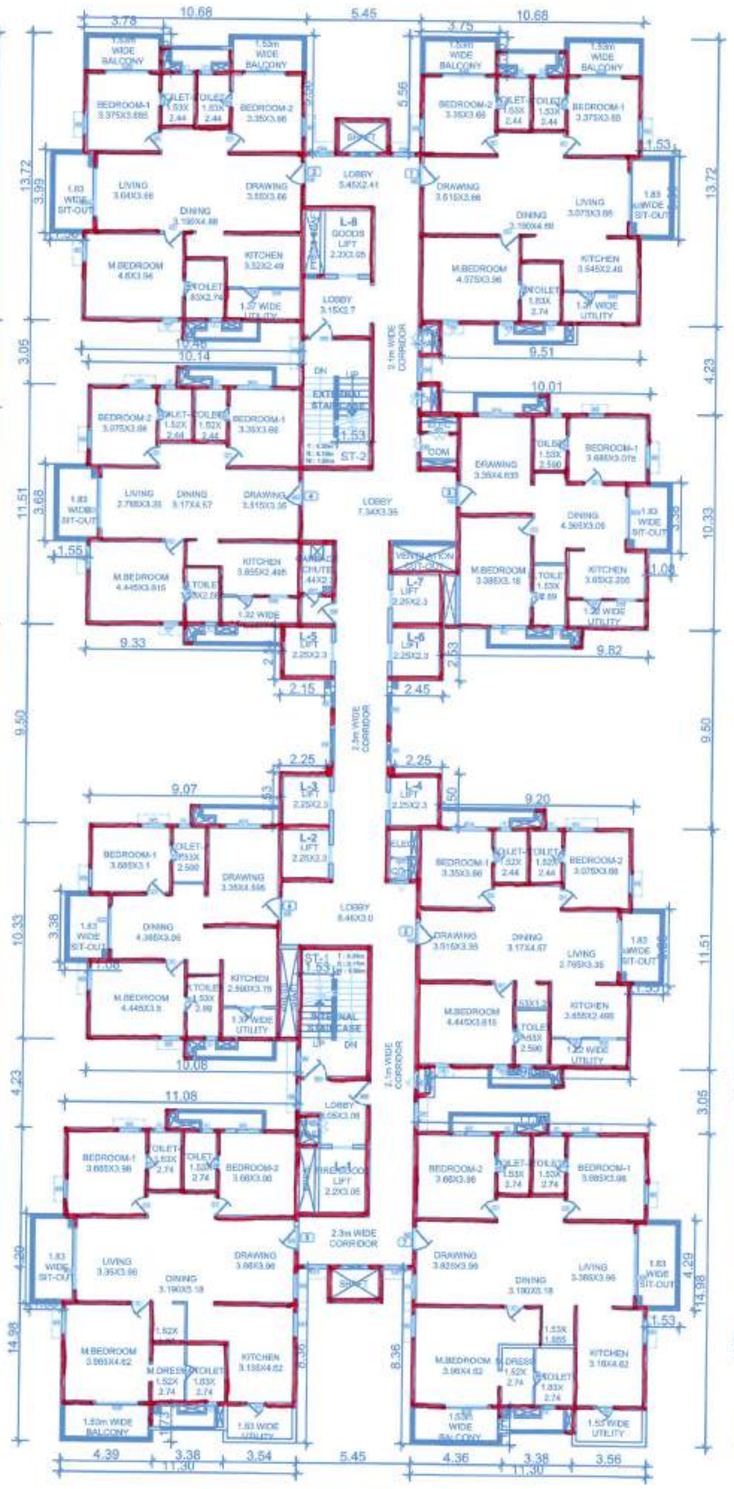

TYPICAL-2 FLOOR PLAN
(6th to17th,19th to 27th,
29th to 37th,39th to 42nd Flrs)

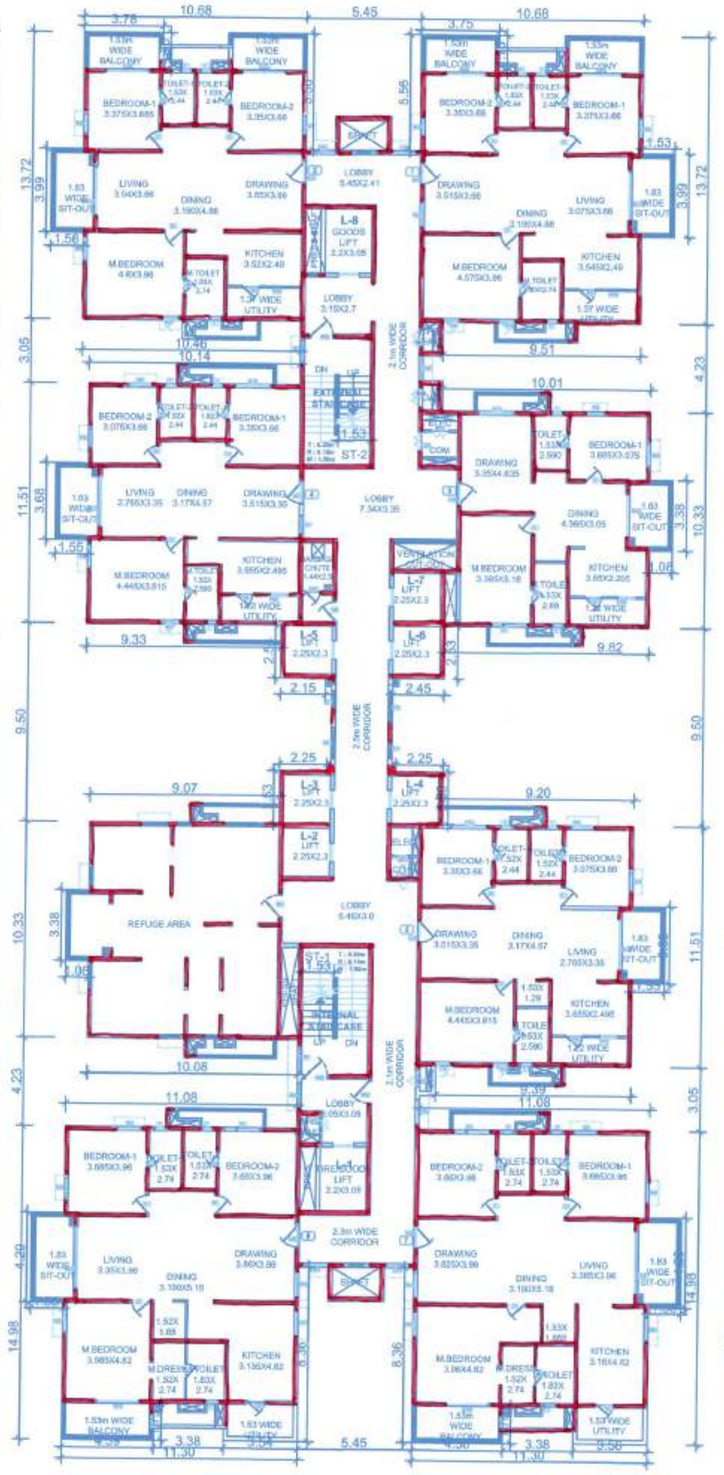

REFUGE FLOOR PLANS
(18th,28th,38th Floors)

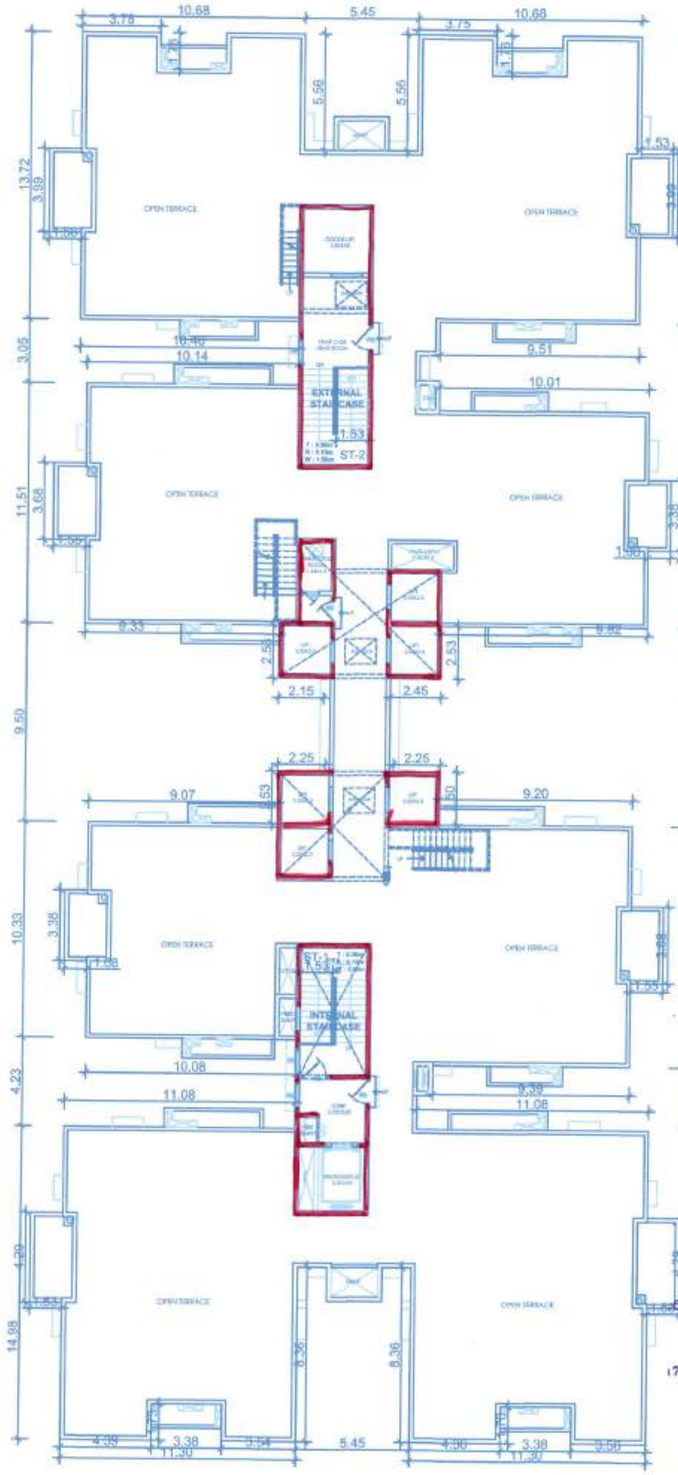

TERRACE FLOOR PLAN

TECHNIC APPROVAL IS HERE B ACCORDED FOR ONLY.....
DWELLING UNITS UNDER SECTION 20(2) I, II OF HYDERABAD METROPOLITAN DEVELOPMENT AUTHORITY ACT 2008 & FORWARDED TO THE MUNICIPALITY/LOCAL BODY FOR FINAL SANCTION SUBJECT TO CONDITIONS MENTIONED ON APPROVED PLAN / CORRECTED PLAN
vide No 07922/3RD PLG/HMDA/2022
All the conditions imposed in Lr. No.... 07922/3RD PLG/HMDA/2022 07/03/2023 to strictly follow.

1. This approval does not bar the application of the provision of the Urban Land (Ceiling & Regulation) Act, 1976.
2. The local authority shall ensure than ownership clearance (and Urban Land Ceiling/clearnace of the site under reference are in order and should scrupulously follow the Government instructions vide Memo No.1933/1/11/97 MA, dt 18-6-97 before sanctioning and releasing their technical approved building plans
3. This approval does not confer or affe the ownership of the site Authority b ownership site boundary is the responsibility of the applicant.
4. The Builder/Developer/Owner shall be responsible and ensure the the five safety structural stability requirements of the proposed complex are in accordance with the National Building Code, 20/ Provisions
5. The Commissioner of Municipality/Lo Authority should physically take over the land shown in Road widening at free of cost before releasing Building permission as per statutory Master Plan/Z D F
6. The Celler/Stilt parking should not be mis-used for any other purpose.
7. The Builder/Developer should construct sump, drainage as per ISI Standards and to the satisfaction of Municipality in addition to the drainage system available
8. THAT THE APPLICANT SHALL COMPLY THE CONDITIONS LAID DOWN G.O.MS. NO: 470 M.A. Dt: 8-7-2008, G.O.M.S.NO. 168 M.A. Dt.; 7-4-2012 AND ITS ENDOWMENTS
9. The applicant shall obtain necessary clearance from the FIRE SERVICES DEPARTMENT for the proposed Apartment complex/Building as per the provisional of A.P. FIRE SERVICES ACT, 1999.
10. This permission does not bare any public agency include HMDA/Local Body to acquire the lands for public purpose as
11. Provide numbers water type fire extinguisher For every 500 Sq.Mtrs of floor area with Minimum of four numbers fire extinguisher per flood and 5 kgs. DCP extinguisher minimum 2 Nos. each at Generator and Transformer area shall be provide as per alaram ISI specification No.2190-1992.
12. Manually operated and alaram system in the Entire Building; Seperate Underground static Water storage tank capacity of 25,000 Lts. capacity Seperate Terrace tank of 25,000 lits Capacity for residential Buildings. Hoses Reel Drum Cum
13. Automatic Sprinkler system is to be provided If the basement area exceeds 200 Sq. mtrs Electrical wiring and installion shall be Certified by the electrical engineers to Ensure electrical fire safety.
14. To create a joint open spaces with the Neighbours building / premises for Manouverability of fire vehicles. No parking Or any constructions shall be made in setbacks
15. Transformers shall be provided with 4 hours Rating fire resistant constructions as per Rule 15(e) of A.P.Apartments (Promotion of construction and ownership) rules 1987
16. To provide one entry and on exit To the premises with a minimum Width of 4.5 mtrs and height Clearance of 5 mtrs.
18. To provide sewerage treatment plant for recycling Of sewage water for usage of recycled water for Gardening etc. as per APPCB Norms.
20. Provide Fire resistant swing door For the collapsible life in all floors Provide Generator, as alternate Source of electric supply. Emergency Lighting in the corridors/common Passage and stairs

For METROPOLITAN COMMISSIONER
Hyderabad Metropolitan Development Authority

PLAN SHOWING THE PROPOSED RESIDENTIALAPARTMENTS IN SURVEY NO.27,28,29,30/P, 54/P,67/P,68/P & 69/P, SITUATED IN KOKAPET (V), GANDIPET(M), RANAREDDY(D), TELANGANA STATE.

BELONGING TO
Mr.L SAMBA SIVA RAO and Others
Represented by their DAGPA holder
M/s. RAJAPUSHPA INFRA PVT LTD,
Represented by its Director,
Mr. Sri. P.SUJITH REDDY,
S/o. Mr.Sr .P.JAYACHANDRA REDDY.

OPENINGS:

DOORS:	WINDOWS:	VENTILATORS:
MD : 1.50 x 2.10	W : 1.50 x 1.20	V : 0.60 x 0.60
D : 1.35 x 2.10	W1 : 1.50 x 1.20	
D1 : 1.20 x 2.10	W2 : 1.20 x 1.20	
D2 : 1.05 x 2.10	W3 : 0.90 x 1.20	
SD : 2.40 x 2.10	W4 : 0.75 x 1.20	
FRD : 1.50 x 2.10		

SPECIFICATIONS:

FOUNDATION	: R.C.C. FOOTING & C.C.BED
BASEMENT	: C.R.S. IN CEMENT MORTAR
SUPERSTRUCTURE	: R.C.C. FRAME WORK & BRICK WALLS
COLUMN,BEAM,SLAB, LINTELS CONCLAD, SIT CASE ETC.	: R.C.C.
PLASTERING	: CEMENT MORTAR
FLOORING	: VITRIFIED TILES
DOORS & WINDOWS	: C.T.WOOD FRAME

NOTE: ALL DIMENSIONS ARE IN METERS

REFERENCE:
PROPOSED
EXISTING
TO BE DISMANTLED

NORTH:
SCALE 1 : 200

Owner's Signature

Structural Engineer's Signature

Architect's Signature

SHEET TITLE | SANCTION DRAWING

BLOCK - B
TYPICAL-1 FLOOR PLAN (1st to 5th Floors)
TYPICAL-2 FLOOR PLAN
(6th to17th,19th to 27th, 29th to 37th,39th to 42nd Flrs)
REFUGE FLOOR PLANS (18th,28th,38th Floors)
TERRACE FLOOR PLAN.

SHEET No (08) OF 19