FIRST FLOOR PLAN

RERA CARPET AREA STATEMENT			SQ.MT.
FLOOR	SHOP NO.	CARPET AREA	SQ.MT.
GROUND FLOOR	1	59.743	
	2	87.044	
	3	118.955	
	4	115.961	
	5	100.575	
	6	84.559	
	7	50.235	
	8	45.961	
	9	110.778	
	10	53.899	
	11	46.103	
	12	73.826	
	13	113.438	
	14	112.091	
	FLAT NO.	CARPET	P. BALC.	TOTAL
(3,4,5,6,8,9,10,11,13) (TYPICAL)	01	84.196	10.031	92.306
	02	61.695	8.524	70.219
	03	88.258	15.255	103.513
	04	87.813	11.633	99.446
	05	61.695	8.663	70.358
	06	61.695	8.776	70.471
	07	61.695	8.636	70.331
	08	84.196	10.032	92.307
7TH & 12TH (TYPICAL)	01	84.196	10.031	92.306
	02	61.695	8.524	70.219
	03	88.258	15.255	103.513
	04	87.813	11.633	99.446
	05	REFUGE AREA		
	06	61.695	8.776	70.471
	07	61.695	8.636	70.331
	08	84.196	10.032	92.307
(14TH FLOOR)	01	84.196		82.275
	02	61.695		61.695
	03	88.258		88.258
	08	84.196		82.275

LIGHT & VENTILATION STATEMENT

ROOM	AREA OF ROOM (Sqm)	AREA OF WIN.REQ. 1/10(Sqm)	AREA OF WIN.PROV. (Sqm)	TYPES OF WIN.PROV.
LIVING	22.416	2.240	5.16	W1/W1a
KITCHEN	8.698	0.869	1.86	W4
BED.RM.	10.827	1.082	3.255	W2/ W2a
M.BED RM	13.591	1.359	2.790	W3/W3a
BED	11.442	1.144	2.790	W3/W3a
TOILET	3.013	0.301	0.540	V
TOILET	2.622	0.262	0.540	V
TOILET	3.300	0.330	0.540	V
LIVING	19.993	1.999	5.16	W1/W1a
KITCHEN	7.473	0.747	1.86	W4
M. BED.RM.	11.679	1.168	3.255	W2/W2a
BED ROOM	9.302	0.930	4.200	W2/W2a
TOILET	3.199	0.319	0.540	V
TOILET	2.622	0.262	0.540	V

DOORS & WINDOWS SCHEDULE

TYPE	SIZE	AREA	REMARKS
D	1.200 x 2.100	2.100	T/W PANNELED ENT. DOOR
D0	1.500 x 2.100	3.150	T/W PANNELED MAIN ENT. DOOR
D1	1.000 x 2.100	2.100	T/W FLUSHED DOOR
D2	0.900 x 2.100	1.890	T/W FLUSHED DOOR
D3	0.750 x 2.100	1.575	FLUSHED TOILET-1 DOOR
FRD	1.200 x 2.100	2.520	FIRE RESISTANCE DOOR
W1	2.400 x 2.150	5.160	ALU. FRAMED SLIDING GL. WINDOW
W2	2.100 x 2.150	4.515	ALU. FRAMED SLIDING GL. WINDOW
W1a	2.400 x 1.550	3.720	ALU. FRAMED SLIDING GL. WINDOW
W2a	2.100 x 1.550	3.255	ALU. FRAMED SLIDING GL. WINDOW
W3	1.800 x 2.15	3.870	ALU. FRAMED SLIDING GL. WINDOW
W3a	1.800 x 1.550	2.790	ALU. FRAMED SLIDING GL. WINDOW
W4	1.200 x 1.550	1.860	ALU. FRAMED SLIDING GL. WINDOW
SW	1.500 x 1.500	2.250	STAIR CASE GL. WINDOW
V	0.600 x 0.900	0.540	LOUVERED VENTILATOR
V1	2.500 X 0.900	2.250	LOUVERED VENTILATOR
RS	3.00 X 3.600	10.800	ROLLING SHUTTER

STAMP OF APPROVAL OF PLANS:

SHEET NO. 2/6

PROPOSED RESIDENTIAL CUM COMMERCIAL BLDG. ON PLOT NO. 6, SECTOR 9 , ULWE, (12.5% SCHEME) NAVI MUMBAI.

Approved as amended / subject to the condition mention in the office letter No. CE/ CO / BP- 130.85 / TPC- Dated 31/12/2021
Associate Planner (BP)
CIDCO, Panjeel Bhavan, 4th Floor, Plot No. 4, Sector 11, CBD Belapur Navi Mumbai 400 614
31/12/21

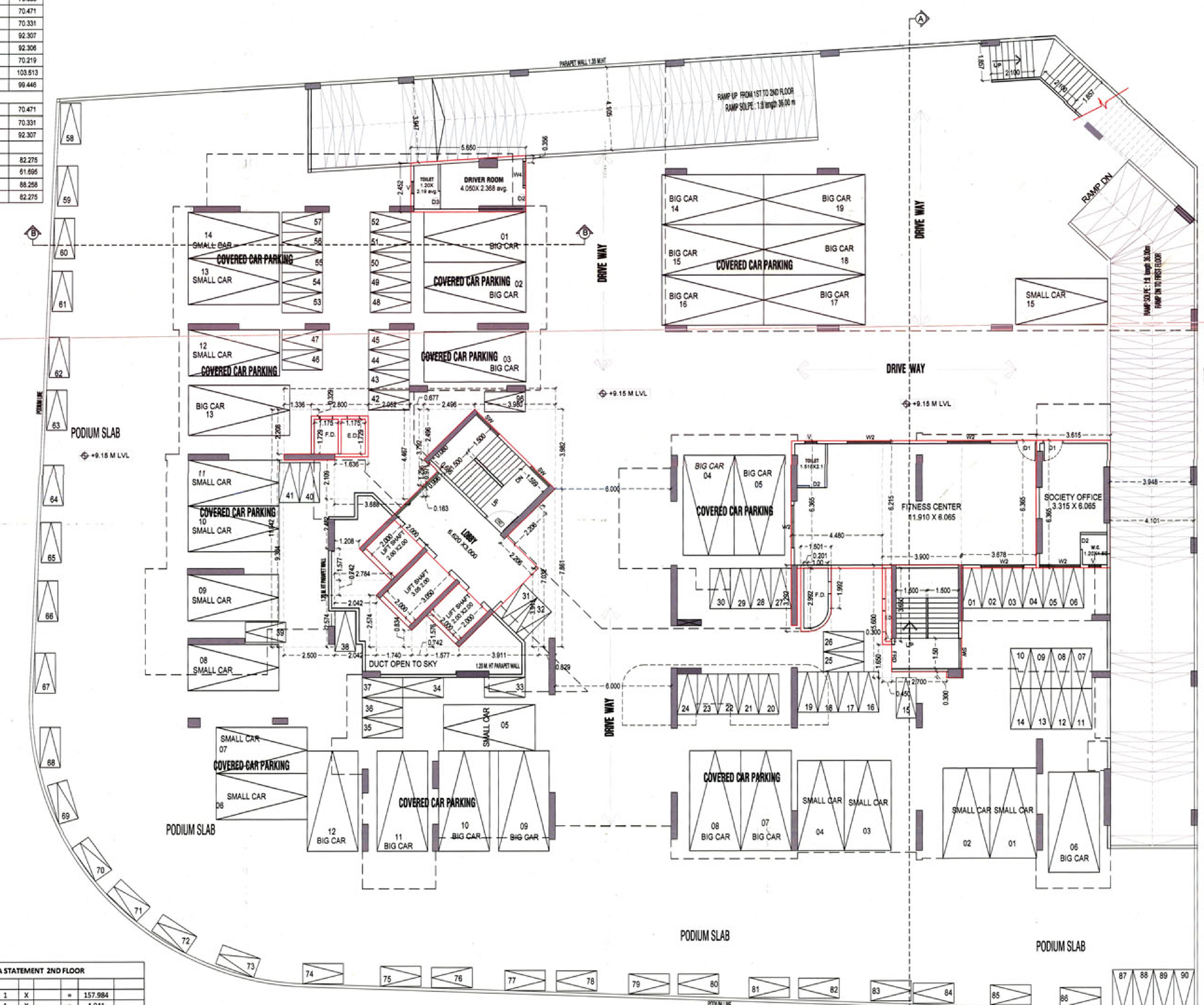

SECOND FLOOR PLAN

AREA DIAGRAM & CALCULATION

DRIVER ROOM

(SCALE= 1:100)

DRIVER ROOM AREA CALCULATION										
BLOCK AREA										
D	0.5	X	5.65	X	0.356	X	1	=	1.006	SQ.MT.
D1	5.65	X	2.452	X	1	X	1	=	13.854	SQ.MT.
TOTAL								=	14.860	SQ.MT.

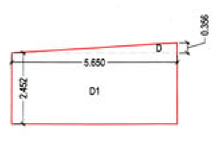

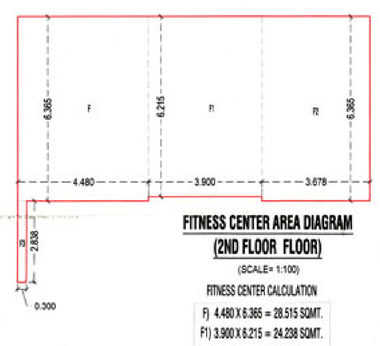

FITNESS CENTER AREA DIAGRAM (2ND FLOOR FLOOR)

(SCALE= 1:100)

FITNESS CENTER CALCULATION

F) 4.480 X 6.365 = 28.515 SQMT.
F1) 3.900 X 6.215 = 24.238 SQMT.
F2) 3.678 X 6.365 = 23.410 SQMT.
F3) 0.300 X 2.838 =0.851 SQMT.
TOTAL = 77.014 SQMT.



SOCIETY OFFICE AREA DIAGRAM (2ND FLOOR FLOOR)

(SCALE= 1:100)

S) 3.615 X 6.365 =23.01 SQMT.

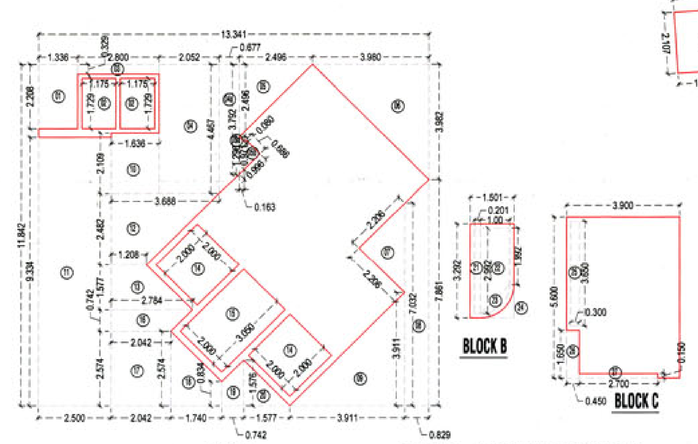

BLOCK A

BLOCK B

BLOCK C

STAIRCASE AREA DIAGRAM & CALCULATION (FIRST FLOOR & 2ND FLOOR)

(SCALE= 1:100)

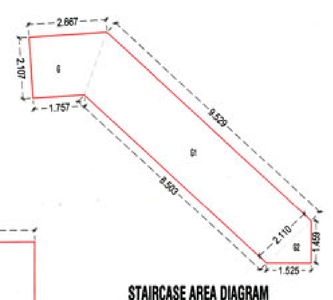

STAIRCASE AREA DIAGRAM (2ND FLOOR TO 3RD FLOOR)

STAIRCASE & LIFT ,LIFT LOBBY AREA STATEMENT 2ND FLOOR										
BLOCK AREA										
A	13.341	X	11.842	X	1	X		=	157.984	
B	1.501	X	3.292	X	1	X		=	4.941	
C	3.9	X	5.6	X	1	X		=	21.840	
TOTAL BLOCK AREA								=	184.765	SQ.MT.
1	1.336	X	2.208	X	1	X	1	=	2.950	SQ.MT.
2	1.175	X	1.729	X	2	X	1	=	4.063	
3	2.8	X	0.329	X	1	X	1	=	0.921	
4	2.052	X	4.467	X	1	X	1	=	9.166	
4a	0.5	X	(4.467+3.792)	X	0.677	X	1	=	2.796	
5	0.5	X	2.496	X	2.496	X	1	=	3.115	
5a	0.5	X	(1.296+0.971)	X	0.163	X	1	=	0.185	
5b	0.5	X	(0.08+0.996)	X	0.686	X	1	=	0.369	
6	0.5	X	3.98	X	3.982	X	1	=	7.924	
7	0.5	X	2.206	X	2.206	X	1	=	2.433	
8	0.5	X	(7.861+7.032)	X	0.829	X	1	=	6.173	
9	0.5	X	3.911	X	3.911	X	1	=	7.648	
10	1.636	X	2.109	X	1	X	1	=	3.450	
11	2.5	X	9.334	X	1	X	1	=	23.335	
12	0.5	X	(3.688+1.208)	X	2.482	X	1	=	6.076	
13	0.5	X	(1.208+2.784)	X	1.577	X	1	=	3.148	
14	2	X	2	X	2	X	1	=	8.000	
15	2	X	3.05	X	1	X	1	=	6.100	
16	0.5	X	(2.784+2.042)	X	0.742	X	1	=	1.790	
17	2.042	X	2.574	X	1	X	1	=	5.256	
18	0.5	X	(2.574+0.834)	X	1.74	X	1	=	2.965	
19	0.5	X	(1.576+0.834)	X	0.742	X	1	=	0.894	
20	0.5	X	1.577	X	1.576	X	1	=	1.243	
21	0.201	X	2.992	X	1	X	1	=	0.601	
22	0.5	X	(1.992+2.992)	X	1	X	1	=	2.492	
23	PLINE	X	0.285	X	1	X	1	=	0.285	
24	PLINE	X	0.284	X	1	X	1	=	0.284	
25	0.3	X	3.65	X	1	X		=	1.095	
26	0.45	X	1.65	X	1	X		=	0.743	
27	2.7	X	0.15	X	1	X		=	0.405	
TOTAL DEDUCTION								=	115.906	SQ.MT.
2ND FLOOR BUILT UP AREA								=	68.860	SQ.MT.

2ND FLOOR TOTAL BUILT UP AREA										
G	0.5	X	(2.667+1.757)	X	2.107	X	1	=	4.661	
G1	0.5	X	(9.529+8.503)	X	2.11	X	1	=	19.024	
G2	0.5	X	1.525	X	1.459	X	1	=	1.112	
ADD 2ND TO 3RD STAIRCASE AREA								=	24.797	SQ.MT.
2ND FLOOR TOTAL BUILT UP AREA								=	93.657	SQ.MT.

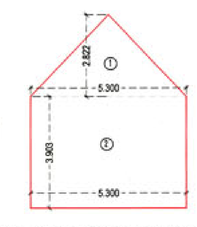

ELECTRICAL SUBSTATION AREA DIAGRAM

(SCALE= 1:100)

ELECTRICAL SUBSTATION AREA CALCULATION										
BLOCK AREA										
1	0.5	X	5.3	X	2.822	X	1	=	7.478	SQ.MT.
2	1	X	5.3	X	3.903	X	1	=	20.686	SQ.MT.
TOTAL								=	28.164	SQ.MT.

NAME ADDRESS & SIGN. OF OWNER	NAME ADDRESS & SIGN. OF ARCHITECT
For Neel Realtors Partner M/S NEEL REALTORS	PRADEEP DHORE B.ARCH.,M.E CA/91/13873

Job No.	Drawing No.	Scale :	Drawn by : RVG	Checked by :

NORTH

DATE : 25.12.2021

DESIGNO
Architects, Planners & Engineers
CA / LA CON-00890
SECTOR 11 KOPAR KHAIRANE
NAVI MUMBAI - 400 709
Email:designo.india@gmail.com
Urgent: www.designoindia.com