IOA	SALE BLDG.NO.1, 2,
WING - A, WING - B, WING - C	

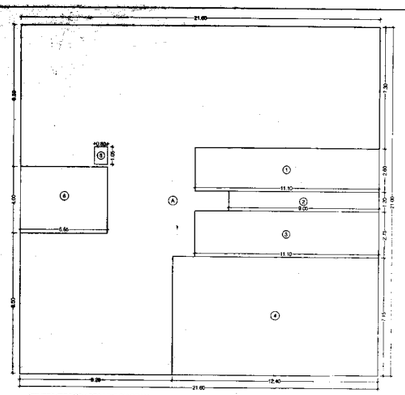

FITNESS CENTER AREA LINE DIAGRAM
SCALE - 1:100

BUILT UP AREA CALCULATION

GROUND FLOOR FITNESS CENTRE								
A	21.60	X	21.00	X	1 NO	=	453.60	SQ.MT
					TOTAL ADDITION	=	453.60	SQ.MT. X

DEDUCTIONS								
1	11.90	X	2.80	X	1 NO	=	33.32	SQ.MT
2	9.05	X	1.20	X	1 NO	=	10.86	SQ.MT
3	11.90	X	2.15	X	1 NO	=	30.03	SQ.MT
4	12.40	X	7.15	X	1 NO	=	88.66	SQ.MT
5	0.60	X	1.05	X	1 NO	=	0.64	SQ.MT
6	5.55	X	4.05	X	1 NO	=	22.20	SQ.MT
					TOTAL DEDUCTION	=	181.30	SQ.MT X1
TOTAL BUILT UP AREA (X - X1)						=	272.65	SQ.MT X1

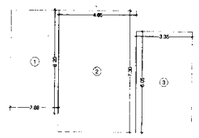

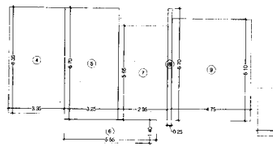

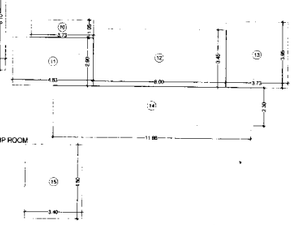

AREA LINE DIAGRAM OF MP ROOM
SCALE = 1:100

AREA LINE DIAGRAM OF METER ROOM
SCALE = 1:100

BUILT UP AREA CALCULATION

METER ROOM								
1	4.05	X	2.25	X	1 NO	=	9.11	SQ.MT
2	4.20	X	2.25	X	1 NO	=	9.45	SQ.MT
3	3.40	X	3.29	X	1 NO	=	11.19	SQ.MT
					TOTAL ADDITION	=	29.75	SQ.MT

METER ROOM

50 FLAT /10 SQ.M = 124X10/50 = 24.80 SQ.M
200 FLAT

REQUIRED METER ROOM AREA	=	24.80 SQ.MT
PROPOSED METER ROOM AREA	=	29.75 SQ.MT
METER ROOM AREA IN FSI		4.95 SQ.MT

BUILT UP AREA CALCULATION

GROUND FLOOR MP ROOM AREA								
1	2.80	X	6.30	X	1 NO	=	17.64	SQ.MT
2	4.65	X	7.30	X	1 NO	=	33.95	SQ.MT
3	3.35	X	6.05	X	1 NO	=	20.27	SQ.MT
4	3.35	X	6.35	X	1 NO	=	21.27	SQ.MT
5	3.75	X	5.70	X	1 NO	=	21.38	SQ.MT
6	5.55	X	1.40	X	1 NO	=	7.77	SQ.MT
7	2.95	X	5.55	X	1 NO	=	16.37	SQ.MT
8	0.25	X	6.70	X	1 NO	=	1.68	SQ.MT
9	4.70	X	6.10	X	1 NO	=	28.68	SQ.MT
10	3.73	X	1.05	X	1 NO	=	3.92	SQ.MT
11	4.68	X	2.90	X	1 NO	=	14.01	SQ.MT
12	8.00	X	3.45	X	1 NO	=	27.60	SQ.MT
13	3.73	X	3.95	X	1 NO	=	14.73	SQ.MT
14	11.86	X	2.30	X	1 NO	=	27.27	SQ.MT
15	3.40	X	4.55	X	1 NO	=	15.30	SQ.MT
					TOTAL ADDITION	=	272.06	SQ.MT

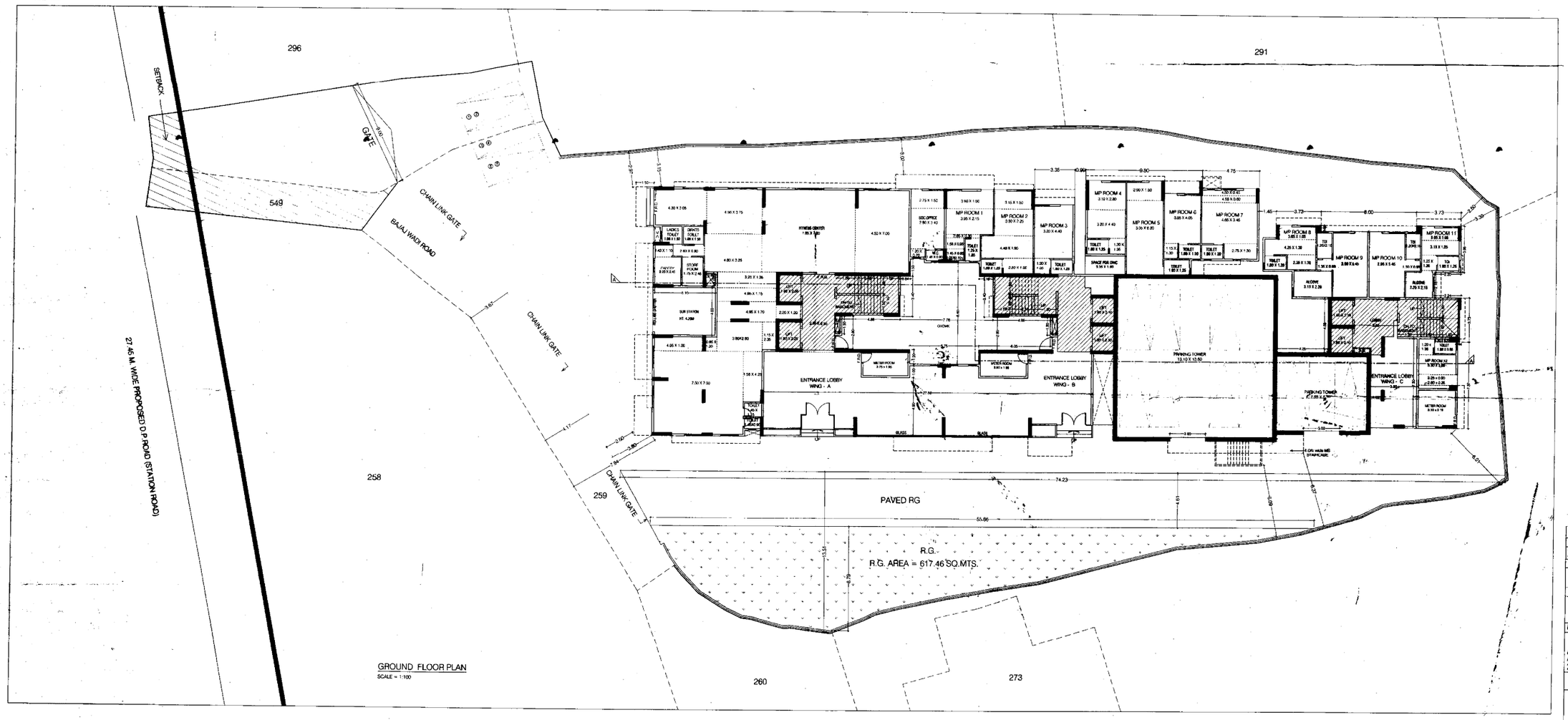

GROUND FLOOR PLAN
SCALE = 1:100

BUILT UP AREA CALCULATION

SOCIETY OFFICE								
SO1	2.80	X	5.60	X	1 NO	=	15.68	SQ.MT
SO2	1.05	X	2.10	X	1 NO	=	2.21	SQ.MT
					TOTAL ADDITION	=	17.51	SQ.MT X

TOTAL SOCIETY OFFICE AND METER ROOM AREA : 17.51 SQ.MT. + 29.75 SQ.MT.
TOTAL SOCIETY OFFICE AND METER ROOM AREA : 47.26 SQ.MT

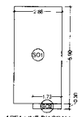

AREA LINE DIAGRAM OF SOCIETY OFFICE
SCALE - 1:100

CARPET AREA CALCULATION (WING - B)

MP ROOM 1								
1	3.90	X	1.50	X	1 NO	=	5.85	SQ.MT
2	3.95	X	2.15	X	1 NO	=	8.49	SQ.MT
3	2.65	X	0.30	X	1 NO	=	0.80	SQ.MT
4	1.50	X	0.95	X	1 NO	=	1.43	SQ.MT
5	1.45	X	0.90	X	1 NO	=	1.31	SQ.MT
6	1.05	X	0.95	X	1 NO	=	0.11	SQ.MT
6A	1.25	X	1.85	X	1 NO	=	2.31	SQ.MT
					TOTAL ADDITION	=	20.30	SQ.MT

MP ROOM 2								
7	3.15	X	1.50	X	1 NO	=	4.73	SQ.MT
8	3.35	X	2.20	X	1 NO	=	7.43	SQ.MT
9	4.40	X	1.90	X	1 NO	=	8.36	SQ.MT
10	2.50	X	1.35	X	1 NO	=	3.38	SQ.MT
11	1.80	X	1.25	X	1 NO	=	2.25	SQ.MT
					TOTAL ADDITION	=	26.15	SQ.MT

MP ROOM 3								
12	3.20	X	4.40	X	1 NO	=	14.08	SQ.MT
13	1.30	X	1.30	X	1 NO	=	1.69	SQ.MT
14	1.80	X	1.25	X	1 NO	=	2.25	SQ.MT
					TOTAL ADDITION	=	18.02	SQ.MT

MP ROOM 4								
15	3.10	X	2.30	X	1 NO	=	7.13	SQ.MT
16	3.90	X	2.40	X	1 NO	=	9.36	SQ.MT
17	1.30	X	1.35	X	1 NO	=	1.76	SQ.MT
18	1.80	X	1.25	X	1 NO	=	2.25	SQ.MT
					TOTAL ADDITION	=	18.50	SQ.MT

MP ROOM 5								
19	2.90	X	1.50	X	1 NO	=	4.35	SQ.MT
20	3.95	X	5.30	X	1 NO	=	19.22	SQ.MT
21	2.15	X	1.30	X	1 NO	=	2.80	SQ.MT
					TOTAL ADDITION	=	26.37	SQ.MT

MP ROOM 6								
22	3.05	X	4.05	X	1 NO	=	12.35	SQ.MT
23	1.15	X	1.30	X	1 NO	=	1.50	SQ.MT
24	1.80	X	1.20	X	1 NO	=	2.16	SQ.MT
					TOTAL ADDITION	=	16.01	SQ.MT

MP ROOM 7								
25	4.50	X	0.45	X	1 NO	=	2.03	SQ.MT
26	4.55	X	0.60	X	1 NO	=	2.73	SQ.MT
27	4.85	X	3.45	X	1 NO	=	16.04	SQ.MT
28	2.75	X	1.30	X	1 NO	=	3.58	SQ.MT
29	1.80	X	1.20	X	1 NO	=	2.16	SQ.MT
					TOTAL ADDITION	=	26.54	SQ.MT

CARPET AREA CALCULATION (WING - C)

MP ROOM 8								
30	3.05	X	1.05	X	1 NO	=	3.20	SQ.MT
31	4.20	X	1.30	X	1 NO	=	5.53	SQ.MT
32	1.80	X	1.20	X	1 NO	=	2.16	SQ.MT
33	2.35	X	1.20	X	1 NO	=	2.82	SQ.MT
					TOTAL ADDITION	=	13.91	SQ.MT

MP ROOM 9								
36	2.80	X	5.45	X	1 NO	=	15.31	SQ.MT
36	1.25	X	2.15	X	1 NO	=	2.69	SQ.MT
37	1.35	X	0.90	X	1 NO	=	1.22	SQ.MT
38	3.15	X	2.20	X	1 NO	=	6.93	SQ.MT
					TOTAL ADDITION	=	26.55	SQ.MT

MP ROOM 10								
39	2.90	X	5.45	X	1 NO	=	15.81	SQ.MT
40	1.30	X	0.85	X	1 NO	=	1.24	SQ.MT
41	1.20	X	2.15	X	1 NO	=	2.58	SQ.MT
					TOTAL ADDITION	=	19.63	SQ.MT

MP ROOM 11								
42	3.05	X	1.05	X	1 NO	=	3.20	SQ.MT
43	3.15	X	1.25	X	1 NO	=	3.94	SQ.MT
44	1.25	X	1.35	X	1 NO	=	1.69	SQ.MT
45	1.80	X	1.25	X	1 NO	=	2.25	SQ.MT
46	2.25	X	2.15	X	1 NO	=	4.84	SQ.MT
47	0.90	X	0.15	X	1 NO	=	0.14	SQ.MT
					TOTAL ADDITION	=	16.05	SQ.MT

MP ROOM 12								
48	2.80	X	0.28	X	1 NO	=	0.78	SQ.MT
49	3.25	X	0.90	X	1 NO	=	2.93	SQ.MT
50	3.10	X	1.68	X	1 NO	=	5.21	SQ.MT
51	1.00	X	1.35	X	1 NO	=	1.35	SQ.MT
52	1.80	X	0.98	X	1 NO	=	1.76	SQ.MT
53	1.30	X	0.27	X	1 NO	=	0.35	SQ.MT
					TOTAL ADDITION	=	12.38	SQ.MT

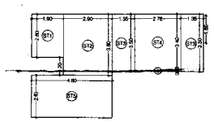

STAIRCASE(GROUND) AREA LINE DIAGRAM(WING - A)
SCALE : 1:100

STAIRCASE AREA CALCULATION (WING - A)								
ST1	1.80	X	2.60	X	1 NO	=	4.68	SQ.MT
ST2	2.80	X	3.80	X	1 NO	=	11.02	SQ.MT
ST3	1.25	X	3.50	X	2 NO	=	8.75	SQ.MT
ST4	2.75	X	3.40	X	1 NO	=	9.35	SQ.MT
ST5	4.80	X	2.60	X	1 NO	=	12.48	SQ.MT
TOTAL STAIRCASE AREA						=	42.27	SQ.MT

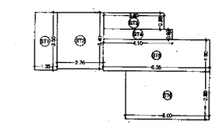

STAIRCASE(GROUND) AREA LINE DIAGRAM(WING - B)
SCALE : 1:100

STAIRCASE AREA CALCULATION (WING - B)								
ST1	1.20	X	3.50	X	1 NO	=	4.75	SQ.MT
ST2	2.75	X	3.40	X	1 NO	=	9.35	SQ.MT
ST3	3.60	X	0.98	X	1 NO	=	3.53	SQ.MT
ST4	4.10	X	0.92	X	1 NO	=	3.54	SQ.MT
ST5	6.20	X	1.90	X	1 NO	=	12.07	SQ.MT
ST6	5.00	X	2.80	X	1 NO	=	14.00	SQ.MT
TOTAL STAIRCASE AREA						=	46.73	SQ.MT

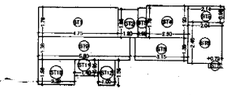

STAIRCASE(GROUND) AREA LINE DIAGRAM(WING - C)
SCALE : 1:100

STAIRCASE AREA CALCULATION (WING - A)								
ST1	4.05	X	1.35	X	1 NO	=	5.46	SQ.MT
ST2	1.80	X	1.05	X	1 NO	=	2.02	SQ.MT
ST3	0.80	X	1.35	X	1 NO	=	0.89	SQ.MT
ST4	2.60	X	1.85	X	1 NO	=	4.82	SQ.MT
ST5	2.14	X	0.98	X	1 NO	=	2.10	SQ.MT
ST6	2.94	X	2.45	X	1 NO	=	7.20	SQ.MT
ST7	0.75	X	0.35	X	1 NO	=	0.26	SQ.MT
ST8	3.45	X	1.35	X	1 NO	=	4.66	SQ.MT
ST9	5.50	X	1.35	X	1 NO	=	7.42	SQ.MT
ST10	2.80	X	1.55	X	1 NO	=	4.34	SQ.MT
ST11	1.40	X	0.95	X	1 NO	=	1.33	SQ.MT
ST12	1.00	X	1.55	X	1 NO	=	1.55	SQ.MT
TOTAL STAIRCASE AREA						=	41.81	SQ.MT

PROFORMA - B

CONTENTS OF SHEET

GROUND FLOOR PLAN , AREA LINE DIAGRAM, BUILT UP AREA CALCULATION CARPET AREA CALCULATION, RG AREA STATEMENT.

DESCRIPTION OF PROPOSAL

Proposed Sale Building (Junctwise 33(11) on Plot Bearing CTS No H/280 to H/285, H/548 & H/293 Of Village Bandra at Station Road, Santacruz West, Mumbai.

NAME OF OWNER	SIGNATURE
M/s. RUPAREL INFRA & REALTY PVT. LTD. Ruparel Iris, Plot 273, Senapati Bapat Marg, Matunga (W) Mumbai - 400 016. Tel :022 24391100	
NAME, ADDRESS & SIGNATURE OF ARCHITECT	SIGNATURE
Rahul Kamathi Architect & Interior Designer Ruparel Iris, Plot 273, Senapati Bapat Marg, Matunga (W), Mumbai - 16. Tel: 022 2439 1100 E-mail: rahul@ruparel.in	
STAMP OF DATE OF RECEIPT OF PLANS	STAMP OF DATE OF APPROVAL OF PLANS
	Approved Subject to the conditions mentioned in this office permission. Letter no. CHA/EE/Bldg Proposal/Mahim/Jankalyan/ 0172 Dt. 13 JUL 2012 Executive Engineer Slum Rehabilitation Authority

NORTH	DRAWN BY	JOB NO.	PATH