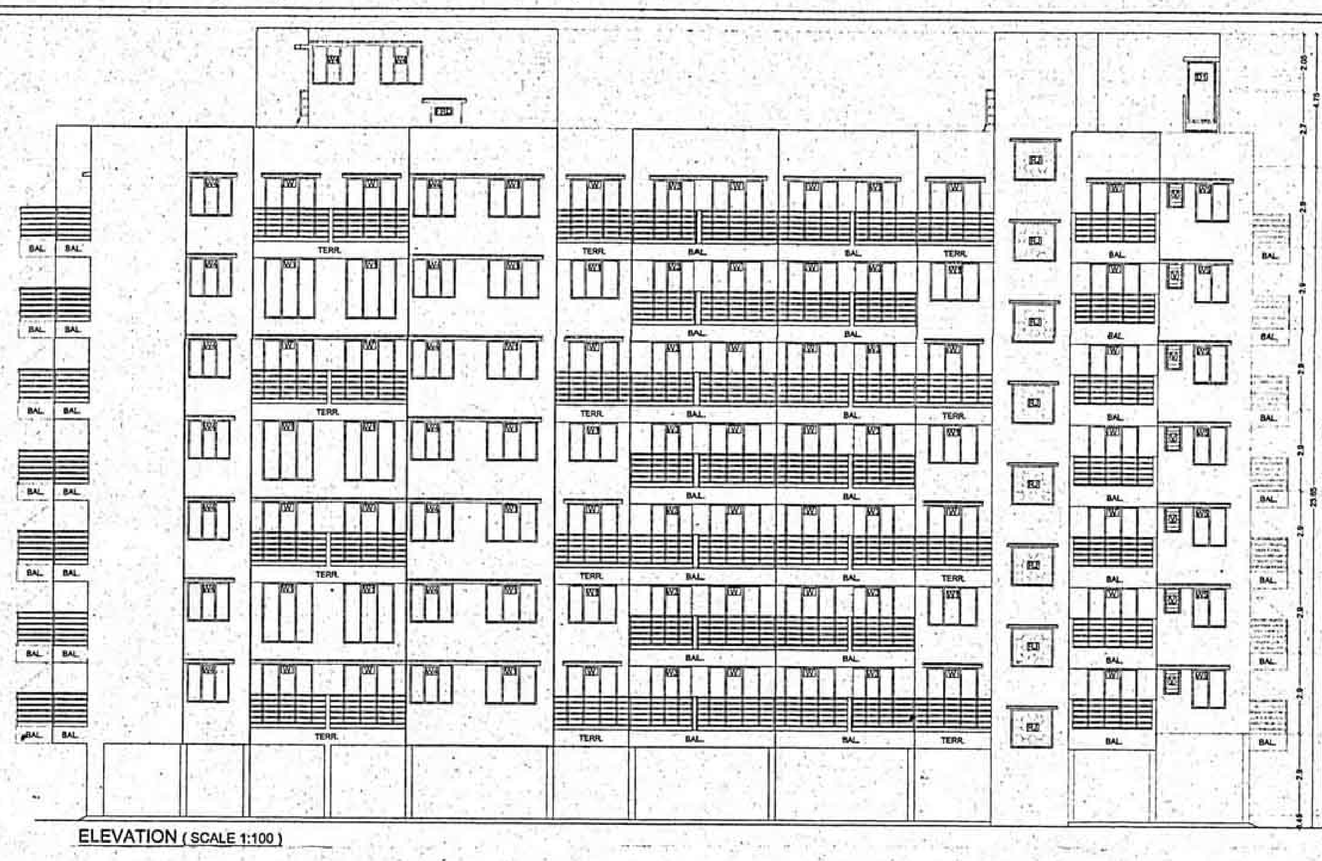

ELEVATION (SCALE 1:100)

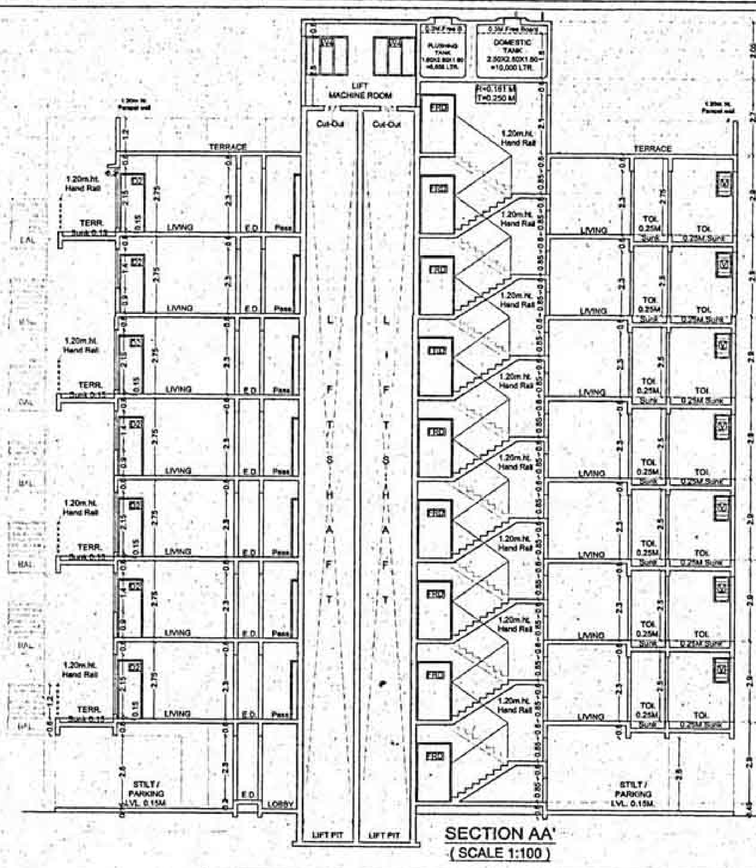

SECTION AA'
(SCALE 1:100)

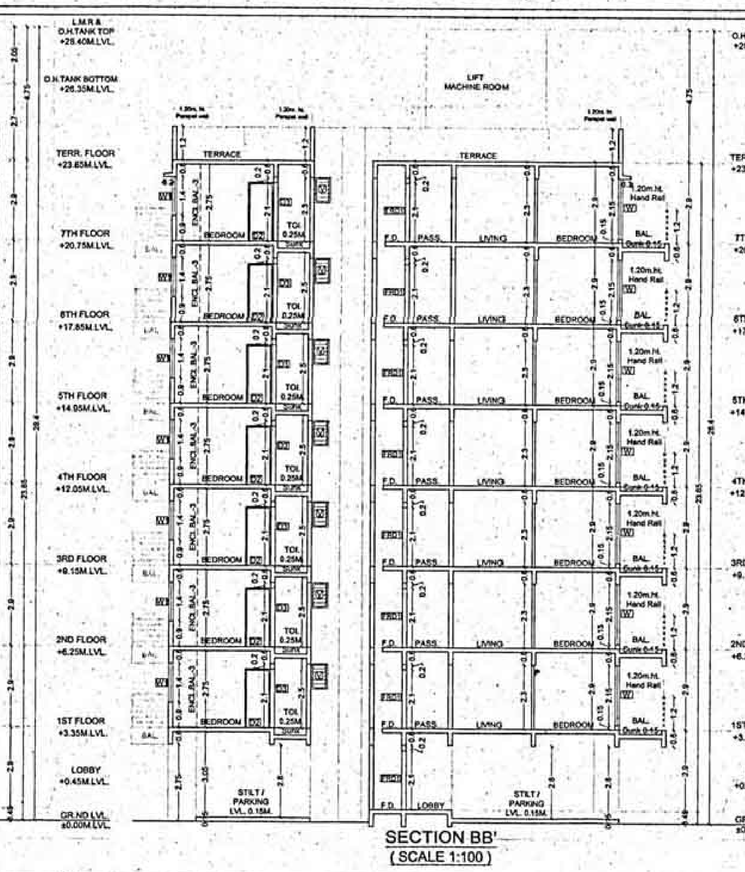

SECTION BB'
(SCALE 1:100)

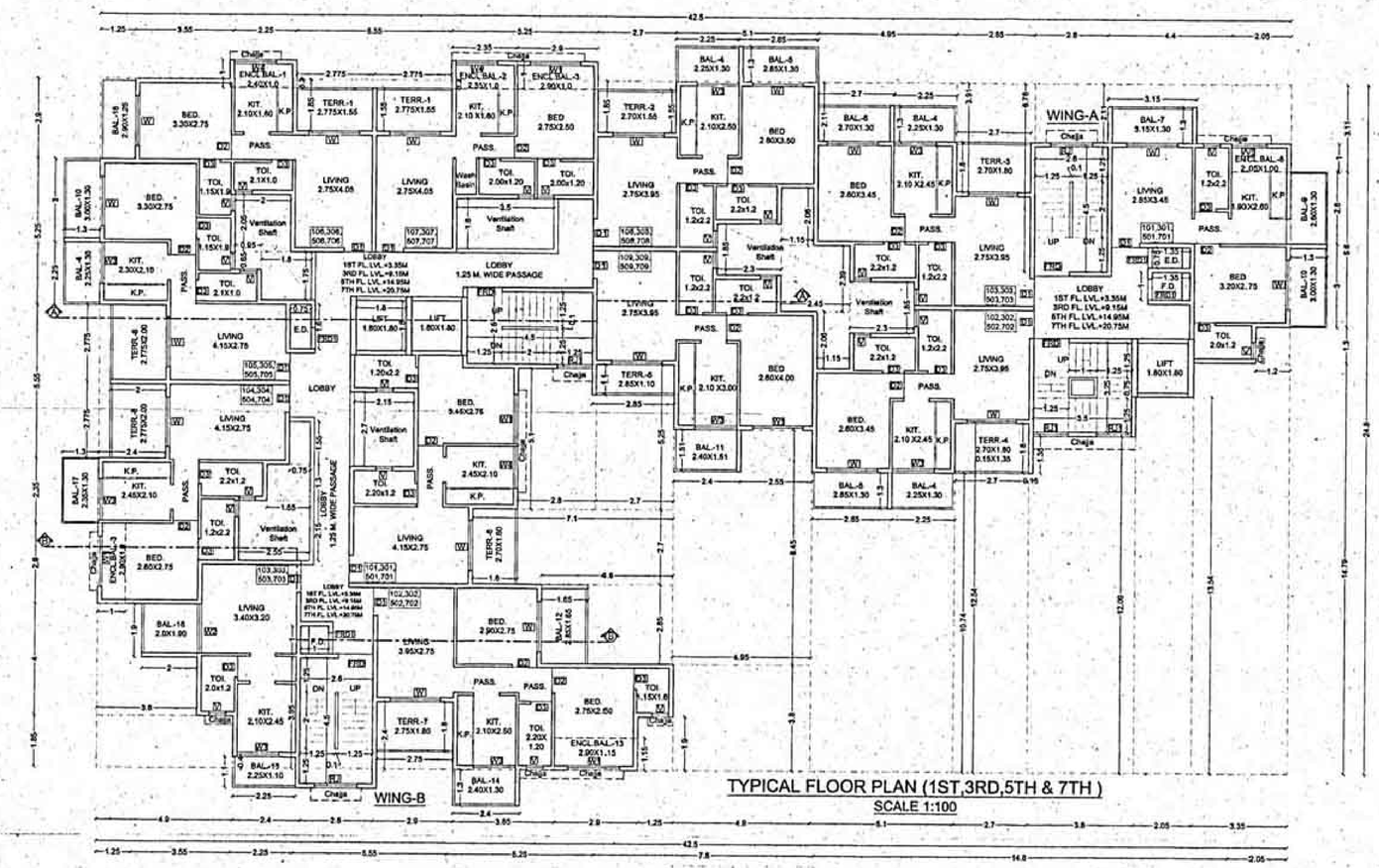

TYPICAL FLOOR PLAN (1ST,3RD,5TH & 7TH)
SCALE 1:100

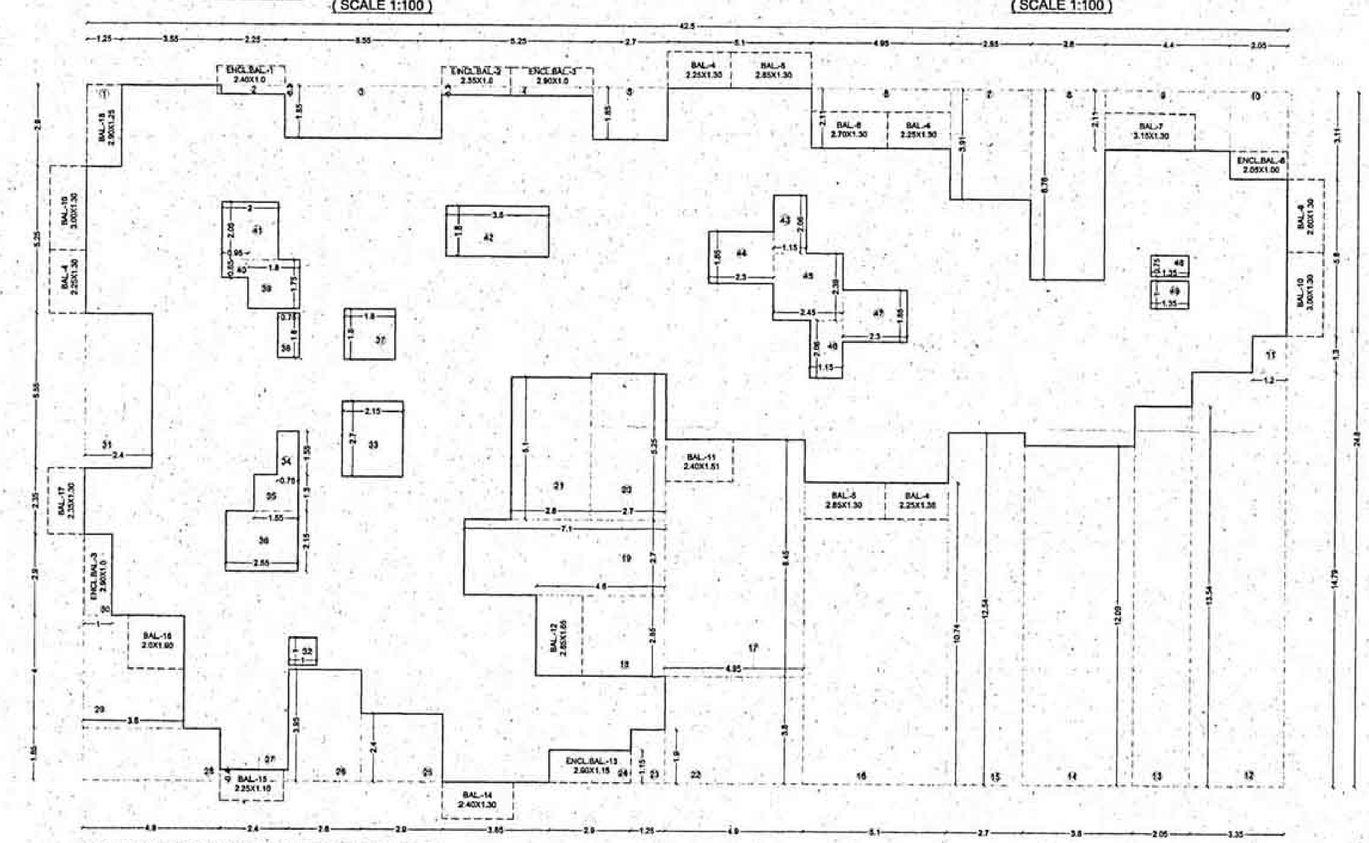

AREA LINE DIAGRAM 1ST TO 7TH FLOOR
(SCALE 1:100)

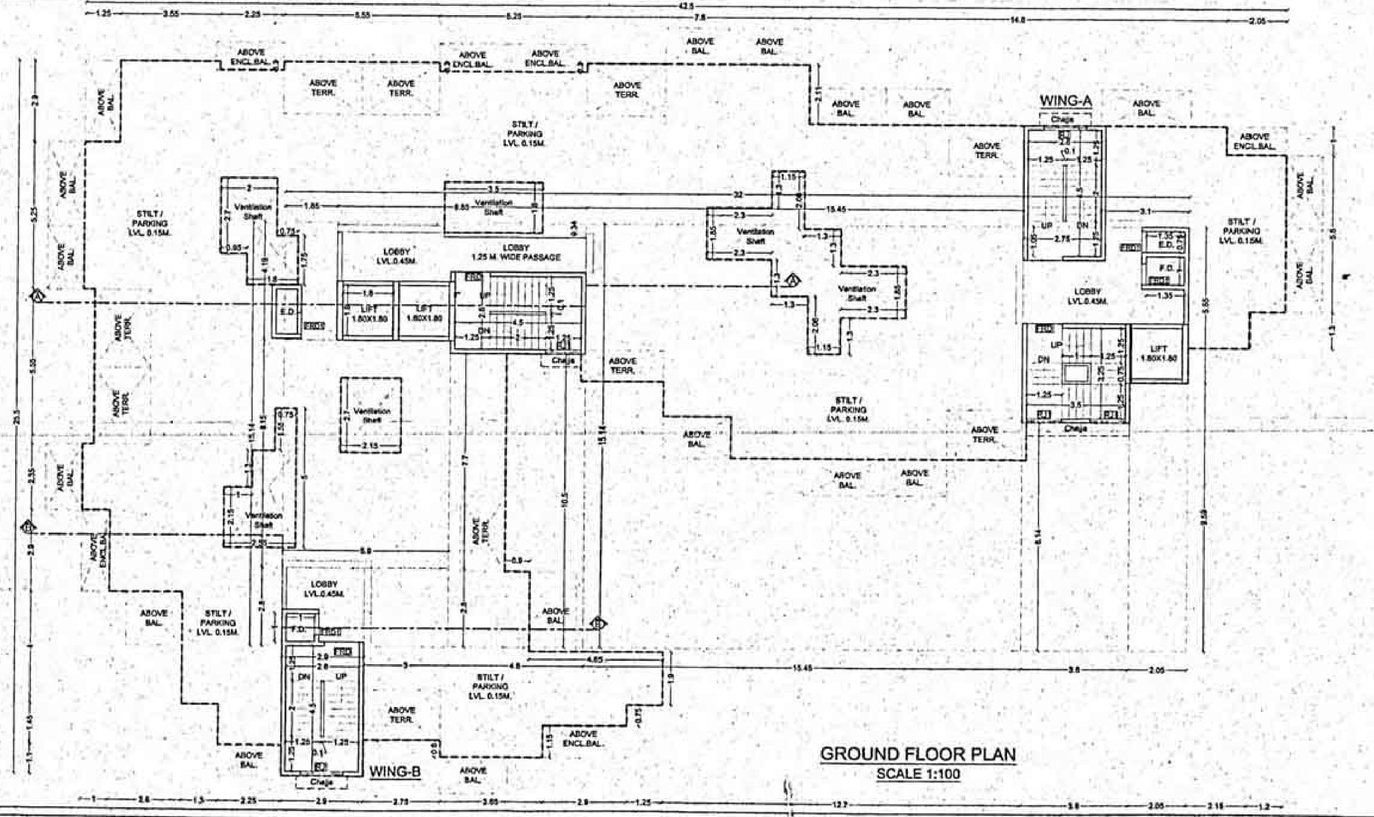

GROUND FLOOR PLAN
SCALE 1:100

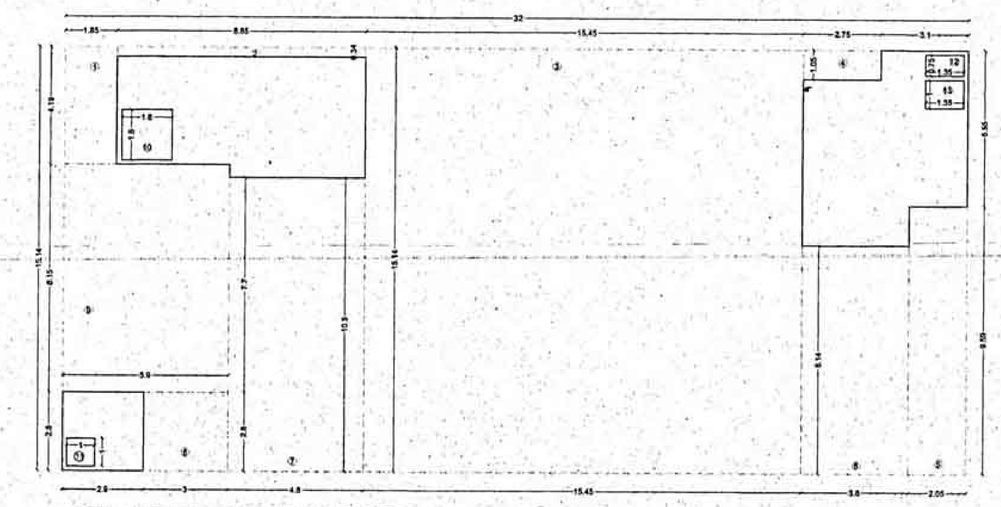

AREA LINE DIAGRAM GROUND FLOOR
(SCALE 1:100)

TYPICAL 1ST TO 7TH FLOOR BUILT UP AREA CALCULATION

BUILT UP AREA CALCULATION

S.NO	Description	Length	X	Breadth		No.		Area in sqm	
1)	Block	42.500	X	24.800	X	1	=	1054.000	
						Total	=	1054.000	(A)
2)	Deductions								
	1	1.250	X	2.900	X	1	=	3.625	
	2	2.250	X	0.300	X	1	=	0.675	
	3	5.550	X	1.850	X	1	=	10.268	
	4	5.250	X	0.300	X	1	=	1.575	
	5	2.700	X	1.850	X	1	=	4.995	
	6	4.950	X	2.110	X	1	=	10.445	
	7	2.850	X	3.910	X	1	=	11.144	
	8	2.600	X	6.760	X	1	=	17.576	
	9	4.400	X	2.110	X	1	=	9.284	
	10	2.050	X	3.110	X	1	=	6.376	
	11	1.200	X	1.300	X	1	=	1.560	
	12	3.350	X	14.790	X	1	=	49.547	
	13	2.050	X	13.540	X	1	=	27.757	
	14	3.800	X	12.090	X	1	=	45.942	
	15	2.700	X	12.540	X	1	=	33.858	
	16	5.100	X	10.740	X	1	=	54.774	
	17	4.950	X	8.450	X	1	=	41.828	
	18	4.600	X	2.850	X	1	=	13.110	
	19	7.100	X	2.700	X	1	=	19.170	
	20	2.700	X	5.250	X	1	=	14.175	
	21	2.800	X	5.100	X	1	=	14.280	
	22	4.900	X	3.800	X	1	=	18.620	
	23	1.250	X	1.900	X	1	=	2.375	
	24	2.900	X	1.150	X	1	=	3.335	
	25	2.900	X	2.400	X	1	=	6.960	
	26	2.600	X	3.950	X	1	=	10.270	
	27	2.400	X	0.400	X	1	=	0.960	
	28	4.900	X	1.850	X	1	=	9.065	
	29	3.600	X	4.000	X	1	=	14.400	
	30	1.000	X	2.900	X	1	=	2.900	
	31	2.400	X	5.550	X	1	=	13.320	
	32	1.000	X	1.000	X	1	=	1.000	
	33	2.150	X	2.700	X	1	=	5.805	
	34	0.750	X	1.550	X	1	=	1.163	
	35	1.550	X	1.300	X	1	=	2.015	
	36	2.550	X	2.150	X	1	=	5.483	
	37	1.800	X	1.800	X	1	=	3.240	
	38	0.750	X	1.600	X	1	=	1.200	
	39	1.800	X	1.750	X	1	=	3.150	
	40	0.950	X	0.650	X	1	=	0.618	
	41	2.000	X	2.050	X	1	=	4.100	
	42	3.500	X	1.800	X	1	=	6.300	
	43	1.150	X	2.060	X	1	=	2.369	
	44	2.300	X	1.850	X	1	=	4.255	
	45	2.450	X	2.390	X	1	=	5.856	
	46	1.150	X	2.060	X	1	=	2.369	
	47	2.300	X	1.850	X	1	=	4.255	
	48	1.350	X	0.750	X	1	=	1.013	
	49	1.350	X	1.000	X	1	=	1.350	
	Total Deductions						=	529.705	(B)
	TOTAL BUILT UP AREA PER FLOOR (A-B)						=	524.296	(C)
3)	BALCONY AREA CALCULATION								
	PERMISSIBLE BALCONY AREA PER FLOOR (524.296 X 15/100)						=	78.644	(D)
	PERMISSIBLE BALCONY AREA 1ST TO 7TH FLOOR (78.644 X 7)						=	550.510	(E)

PROPOSED BALCONY AREA 1ST TO 7TH FLOOR

BALCONY	LENGTH	X	WIDTH		No.		AREA
ENCL. BAL.-1	2.400	X	1.000	X	1	=	2.400
ENCL. BAL.-2	2.350	X	1.000	X	1	=	2.350
ENCL. BAL.-3	2.900	X	1.000	X	2	=	5.800
PROJECTED BAL.-4	2.250	X	1.300	X	4	=	11.700
PROJECTED BAL.-5	2.850	X	1.300	X	2	=	7.410
PROJECTED BAL.-6	2.700	X	1.300	X	1	=	3.510
PROJECTED BAL.-7	3.150	X	1.300	X	1	=	4.095
ENCL. BAL.-8	2.050	X	1.000	X	1	=	2.050
PROJECTED BAL.-9	2.600	X	1.300	X	1	=	3.380
PROJECTED BAL.-10	3.000	X	1.300	X	2	=	7.800
PROJECTED BAL.-11	2.400	X	1.510	X	1	=	3.624
PROJECTED BAL.-12	2.850	X	1.650	X	1	=	4.703
ENCL. BAL.-13	2.900	X	1.150	X	1	=	3.335
PROJECTED BAL.-14	2.400	X	1.300	X	1	=	3.120
PROJECTED BAL.-15	2.250	X	1.100	X	1	=	2.475
PROJECTED BAL.-16	2.000	X	1.900	X	1	=	3.800
PROJECTED BAL.-17	2.350	X	1.300	X	1	=	3.055
PROJECTED BAL.-18	2.500	X	1.250	X	1	=	3.625
PROPOSED BALCONY AREA PER FLOOR					24	=	78.232 (F)
PROPOSED BALCONY AREA 1ST TO 7TH FLOOR					168	=	547.624 (G)
EXCESS BALCONY AREA 1ST TO 7TH FLOOR (D-F)						=	NIL (H)

4) TERRACE AREA CALCULATION

PERMISSIBLE TERRACE AREA PER FLOOR (524.296 X 20/100)						=	104.859 (I)
PERMISSIBLE TERRACE AREA 1ST, 3RD ,5TH & 7TH FLOOR (104.859 X 4)						=	419.436 (J)

PROPOSED TERRACE AREA 1ST, 3RD ,5TH & 7TH FLOOR

TERRACE	LENGTH	X	WIDTH		No.		AREA
T1	2.775	X	1.550	X	2	=	8.602
T2	2.700	X	1.550	X	1	=	4.185
T2	2.700	X	1.800	X	1	=	4.860
T4	2.700 0.150	X	1.800 1.350	X	1	=	5.063
T5	2.850	X	1.100	X	1	=	3.135
T6	2.700	X	1.600	X	1	=	4.320
T7	2.750	X	1.800	X	1	=	4.950
T8	2.775	X	2.000	X	2	=	11.100
PROPOSED TERRACE AREA 1ST FLOOR					10	=	46.215 (K)
PROPOSED TERRACE AREA 1ST, 3RD ,5TH & 7TH FLOOR					40	=	184.860 (L)
EXCESS TERRACE AREA AT 1ST, 3RD ,5TH & 7TH FLOOR (I-K)						=	NIL (M)

PROPOSED TERRACE AREA 2ND ,4TH & 6TH FLOOR

TERRACE	LENGTH	X	WIDTH		No.		AREA
T1	2.550	X	1.51	X	1	=	3.850
PROPOSED TERRACE AREA 2ND FLOOR					1	=	3.850 (N)
PROPOSED TERRACE AREA 2ND ,4TH & 6TH FLOOR					3	=	11.550 (O)
EXCESS TERRACE AREA AT AREA 2ND ,4TH & 6TH FLOOR (I-N)						=	NIL (P)
PROPOSED TERRACE AREA @ 1ST TO 7TH FLOOR					43	=	196.410 (Q)
TOTAL NET BUILT UP AREA @ 1ST TO 7TH FLOOR (CX7)+(HX7)+(MX4)+(PX3)						=	(524.296X7 +NIL+NIL+N)1 = 3670.072
GROUND FLOOR BUILT UP AREA						=	72.840
1ST TO 7TH FLOOR BUILT UP AREA						=	3670.072
TOTAL NET BUILT UP AREA OF BUILDING NO.1						=	3742.912 (R)

GROUND FLOOR BUILT UP AREA CALCULATION

BUILT UP AREA CALCULATION

S.NO	Description	Length	X	Breadth		No.		Area in sqm	
1)	Block	32.000	X	15.140	X	1	=	484.480	
						Total	=	484.480	(A)
2)	Deductions								
	1	1.850	X	4.190	X	1	=	7.752	
	2	8.850	X	0.340	X	1	=	3.009	
	3	15.450	X	15.140	X	1	=	233.913	
	4	2.750	X	1.050	X	1	=	2.888	
	5	2.050	X	9.550	X	1	=	19.660	
	6	3.850	X	8.140	X	1	=	30.931	
	7	4.800	X	10.500	X	1	=	50.400	
	8	3.000	X	2.800	X	1	=	8.400	
	9	5.900	X	8.150	X	1	=	48.085	
	10	1.800	X	1.800	X	1	=	3.240	
	11	1.000	X	1.000	X	1	=	1.000	
	12	1.350	X	0.750	X	1	=	1.013	
	13	1.350	X	1.000	X	1	=	1.350	
	Total Deductions						=	411.640	(B)
	TOTAL BUILT UP AREA GROUND FLOOR (A-B)						=	72.840	(C)

STAMP OF APPROVAL | 3/7

BLDG.NO.-1

या कार्यालय ... भवनाचा क्रमांक पत्रा/सात/ २००८ दि. २२-८-२००८ अधीन सर्व शर्तीचे अधिन राहून संमत ठेवले ठरूक करण्यात आले.....नगरिलाकडे..... चटराणी नकाशे / सुधारीत नकाशे मंजूर

मा. आयुक्त यांचे मंजूरी नुसार | सहायक संचालक नगररचना पनवेल महानगरपालिका

BUILDING No.1

1	FLOOR PLAN	
2	TERR. FLOOR PLAN	
3	O.H.T. & L.M.R. FLOOR PLAN	
4	ELEVATION	
5	SECTION	
6	AREA DIAGRAM	
7	B.U. AREA STATEMENT	
8	BALCONY AREA STATEMENT	
9	TERR. AREA STATEMENT	
10	TENEMENT AREA STATEMENT	
11	SCHEDULE OF DOORS & WINDOWS	
12	LIGHT & VENTILATION STATEMENT	
13	W.C. & BATH SUNK DETAIL	

NOTE:- All Dimensions Are in Meter.

SPECIFICATIONS

External wall thk	0.15M
Internal wall thk	0.10M

TENEMENT STATEMENT

COMMERCIAL

1) Total Nos of Shops	0 Nos

RESIDENTIAL

1) Total Nos of Units	84 Nos

SCHEDULE OF DOORS & WINDOWS

TYPE	SIZE IN M.	AREA IN SQ.M.	SILL HEIGHT IN M.	DESCRIPTION
TD2	1.250X3.10	3.530	0.00	T.W. PANEL DOOR
FD2	0.75X2.10	1.575	0.00	T.W. PANEL DOOR
D1	1.00X3.10	2.100	0.00	T.W. PANEL DOOR
D2	0.90X3.10	1.890	0.00	T.W. PANEL DOOR
D3	0.75X2.10	1.575	0.00	T.W. PANEL DOOR
W	1.80X2.15	3.870	0.15	AL.SLIDING FRENCH WINDOW
W1	1.80X1.85	3.330	0.90	AL.SLIDING FRENCH WINDOW
W2	1.75X1.85	3.763	0.90	AL.SLIDING FRENCH WINDOW
W3	1.50X2.15	3.225	0.75	AL.SLIDING FRENCH WINDOW
W4	1.50X1.85	2.775	0.90	AL.SLIDING FRENCH WINDOW
W5	1.20X1.85	2.220	0.90	AL.SLIDING FRENCH WINDOW
V	0.60X0.90	0.540	1.40	AL.FRAME UD.KNOTED WINDOW
R1	1.50X1.80	2.700	0.90	R.C.C. (AL)
R2	1.25X1.80	2.250	0.90	R.C.C. (AL)

LIGHT & VENTILATION STATEMENT

ROOM	CARPET AREA (SQM.)	1/6 REQUIRED	TYPE	AREA (SQM.)
LIVING	10.862	1.810	W	3.870
			W1	2.520
BED.	7.975	1.329	W	3.870
BED.	6.875	1.146	W1	2.520
KIT.	5.250	1.000	W3	3.225
TOI.	2.640	0.440	V	0.540
TOI.	1.840	0.307	V	0.540

NAME OF THE OWNER & SIGNATURE

M/S.Siddhivinayak Homes
For SIDDHIVINAYAK HOMES

Partner

Gaurav Purushottam Agrawal
(Signature of Partner)

DESCRIPTION OF PROPOSAL & PROPERTY

PROPOSED RESIDENTIAL BUILDING ON SURVEY. NO. 35/2,35/3 & 36/2 AT VILLAGE - KOYNAVELE, TAL - PANVEL,DIST - RAIGAD.

ARCHITECT NAME & SIGN

NEHA JAIN
REG NO : CA/2008/43603

DATE	DRAWN. BY	CHKD. BY	SCALE	NORTH
19-08-19	Rajeshree	Gharat	1:100	N

DESIGN WITH A DIFFERENCE

AN.ARCH
ARCHITECT & PLANNERS
Office no.20&21,-Raheja Arcade,
Sec-11,Plot no.61,CBD
Belapur-400614,
cntct no.022-27562410,
mail i.d-anarch.architect@gmail.com