F.S.I. STATEMENT PREVIOUS AND PROPOSED

	NAME OF BUILDING	PREVIOUS SANCTION FLOORS	PROPOSED FLOORS	PREVIOUS SANCTION NET B/UP AREA COMMERCIAL	PROP. NET B/UP AREA COMMERCIAL	PREVIOUS SANCTION NET B/UP AREA RESI.	PROP. NET B/UP AREA RESI.	PREVIOUS SANCTION FIRE STAIRCASE AREA	PROP. FIRE STAIRCASE AREA	PREVIOUS SANCTION STAIRCASE AREA	PROP. STAIRCASE AREA	PREVIOUS SANCTION PASSAGE AREA	PROPOSED PASSAGE AREA	PERMISSIBLE BALCONY (15%)	PREVIOUS SANCTION BALCONY	PROPOSED BALCONY (ENCLOSED)	PROPOSED BALCONY (OPEN)	PREVIOUS SANCTION WASH AREA	PROPOSED WASH AREA	PERMISSIBLE TERRACE AREA (20%)	PREVIOUS SANCTION TERRACE AREA	PROPOSED TERRACE AREA	PREVIOUS SANCTION TENEMENT	PROPOSED TENEMENT	PREVIOUS SANCTION Fire LIFT	PROPOSED Fire LIFT	PREVIOUS SANCTION LIFT	PROPOSED LIFT	PREVIOUS SANCTION Fire LIFT MACHINE ROOM	PROPOSED Fire LIFT MACHINE ROOM	PREVIOUS SANCTION LIFT MACHINE ROOM	PROPOSED LIFT MACHINE ROOM	PREVIOUS SANCTION GROUND COVERAGE	PROPOSED GROUND COVERAGE
PROPOSED	TOWER-G		L.P.+G+9		197.84		4127.10		190.10		154.50		899.40	578.90		310.50	257.23		105.79	-		0.00	75		3.61		4.75		0.00		0.00		500.06
	TOWER-H		L.P.+G+9		221.99		4891.77		190.10		154.50		1161.80	657.10		379.18	266.95		105.79	-		0.00	75		3.61		4.75		0.00		0.00		606.11
	TOWER-I		L.P.+G+9		221.99		4891.77		190.10		154.50		1161.80	657.10		379.18	266.95		105.79	-		0.00	75		3.61		4.75		0.00		0.00		606.11
	TOWER-J		L.P.+G+9		221.99		4891.77		190.10		154.50		1161.80	657.10		379.18	266.95		105.79	-		0.00	75		3.61		4.75		0.00		0.00		606.11
	TOWER-K		G+9		517.83		4380.68		190.10		154.50		1161.80	657.10		379.18	266.95		105.79	-		0.00	71		3.61		4.75		0.00		0.00		590.86
	WING-C4		P+G+11		0.00		5276.55		196.56		136.56		701.04	685.47		684.21	0.00		388.86			1202.61	95		4.47		3.35		13.35		11.29		962.66
	WING-C5		P+G+11		0.00		4307.13		136.56		136.56		668.40	561.16		559.78	0.00		306.72			870.65	95		4.47		3.35		13.35		11.29		802.75
	WING-C6		P+G+11		0.00		4307.13		136.56		136.56		668.40	561.16		559.78	0.00		306.72			870.65	95		4.47		3.35		13.35		11.29		802.75
	WING-C7		P+G+11		0.00		5276.55		136.56		136.56		701.04	685.47		684.21	0.00		388.86			1202.61	95		4.47		3.35		13.35		11.29		962.66
	TOTAL				**1381.64**		**41750.45**		**1406.74**		**1318.74**		**8285.48**	**5700.56**		**4315.20**	**1325.03**		**1920.11**			**4146.52**	**751.00**		**35.93**		**37.15**		**53.40**		**45.16**		**6440.07**
PREVIOUS SANCTIONED	COMM	G+2		1129.08		0.00		57.00		177.38		115.81	115.49		0.00		225.81	33.45		0		0.00		0.00		0.00		0.00		472.89			
	WING-A1	P+11				4508.21		125.18		125.18		669.90		676.18	675.76		353.31		901.64	866.55		87		4.47		3.35		13.35		11.29		697.41	
	WING-A2	P+11				4508.21		125.18		125.18		669.90		676.18	675.76		353.31		901.64	866.55		87		4.47		3.35		13.35		11.29		697.41	
	WING-A3	P+11				4508.21		125.18		125.18		669.90		676.18	675.76		353.31		901.64	866.55		87		4.47		3.35		13.35		11.29		697.41	
	WING-B1	P+11				3653.77		125.18		125.18		679.25		548.01	547.11		268.21		730.75	714.03		87		4.47		3.35		13.35		11.29		598.22	
	WING-B2	P+11				3653.77		125.18		125.18		679.25		548.01	547.11		268.21		730.75	714.03		87		4.47		3.35		13.35		11.29		598.22	
	WING-B3	P+11				3653.77		125.18		125.18		679.25		548.01	547.11		268.21		730.75	714.03		87		4.47		3.35		13.35		11.29		598.22	
	WING-B4	P+11				3653.77		125.18		125.18		679.25		548.01	547.11		268.21		730.75	714.03		87		4.47		3.35		13.35		11.29		598.22	
	WING-B5	P+11				4508.21		125.18		125.18		669.90		676.18	675.76		353.31		901.64	866.55		87		4.47		3.35		13.35		11.29		697.41	
	WING-C1	P+11				4508.21		125.18		125.18		669.90		676.18	675.76		353.31		901.64	866.55		87		4.47		3.35		13.35		11.29		697.41	
	WING-C2	P+11				3653.77		125.18		125.18		679.25		548.01	547.11		268.21		730.75	714.03		87		4.47		3.35		13.35		11.29		598.22	
	WING-C3	P+11				4508.21		125.18		125.18		669.90		676.18	675.76		353.31		901.64	866.55		87		4.47		3.35		13.35		11.29		697.41	
	WING-C4	P+11				4508.21		125.18		125.18		669.90		676.18	675.76		353.31		901.64	866.55		87		4.47		3.35		13.35		11.29		697.41	
	WING-C5	P+11				3653.77		125.18		125.18		679.25		548.01	547.11		268.21		730.75	714.03		87		4.47		3.35		13.35		11.29		598.22	
	WING-C6	P+11				2892.76		125.18		125.18		679.25		433.85	431.25		208.28		578.55	564.56		68		4.47		3.35		13.35		11.29		598.22	
	WING-C7	P+11				4508.21		125.18		125.18		669.90		676.18	675.76		353.31		901.64	866.55		87		4.47		3.35		13.35		11.29		697.41	
	TOTAL			**1129.08**		**61735.50**		**1877.70**		**1934.70**		**10281.96**		**9375.53**	**9364.13**		**4729.12**		**12572.87**	**11967.11**		**1286.00**		**67.05**		**50.25**		**209.25**		**169.35**		**10338.90**	

F.S.I. STATEMENT FOR WING- C4 & C7

NO FL	GROSS B/UP AREA	STAIRCASE	FIRE STAIRCASE	PASSAGE	NET B/UP AREA	PERMISSIBLE BALCONY (15%)	PROPOSED ENCLOSED BALCONY	WASH AREA	PERMISSIBLE TERRACE (20%)	PROPOSED TERRACE	TENT.	LIFT	LIFT MC.ROOM
UPPER GROUND	787.80	11.39	11.39	59.42	704.72	0	0.00	32.74	141.34	32.00	9	3.35	11.29
FIRST	524.96	11.39	11.39	59.42	447.80	67.17	67.05	32.74	89.56	154.81	9		
SECOND	498.14	11.39	11.39	59.42	419.96	62.94	62.48	32.74	83.99	161.81	9		
THIRD	498.10	11.39	11.39	59.42	419.92	62.94	62.58	32.74	83.98	162.00	9		
FOURTH	498.14	11.39	11.39	59.42	419.96	62.94	62.48	32.74	83.99	161.29	9		
FIFTH	498.10	11.39	11.39	59.42	419.92	62.94	62.58	32.74	83.98	162.00	9		
SIXTH	498.14	11.39	11.39	59.42	419.96	62.94	62.48	32.74	83.99	161.29	9		
SEVENTH	498.10	11.39	11.39	59.42	419.92	62.94	62.58	32.74	83.98	162.00	9		
EIGHTH	480.77	11.39	11.39	59.42	389.59	58.44	54.34	29.72	77.93	159.80	7		
NINTH	498.10	11.39	11.39	59.42	419.92	62.94	62.58	32.74	83.98	162.00	9		
TENTH	498.14	11.39	11.39	59.42	419.96	62.94	62.48	32.74	83.99	161.29	9		
ELEVENTH	498.10	11.39	11.39	59.42	419.92	62.94	62.58	32.74	83.98	162.00	9		
TOTAL	**6298.75**	**136.56**	**136.56**	**701.04**	**5276.55**	**685.47**	**684.21**	**388.86**	**1055.31**	**1202.61**	**95.00**		

F.S.I. STATEMENT FOR WING- C5 & C6

FLOOR	GROSS B/UP AREA	STAIRCASE	FIRE STAIRCASE	PASSAGE	NET B/UP AREA	PERMISSIBLE BALCONY (15%)	PROPOSED ENCLOSED BALCONY	WASH AREA	PERMISSIBLE TERRACE (20%)	PROPOSED TERRACE	TENT.	LIFT	LIFT M/C ROOM
UPPER GROUND	644.53	11.39	11.39	55.70	566.07	0	0.00	25.85	113.21	28.86	8	3.35	11.29
FIRST	451.44	11.39	11.39	55.70	372.98	55.95	55.71	25.85	74.60	153.77	8		
SECOND	418.48	11.39	11.39	55.70	340.00	51.00	50.89	25.85	68.00	72.91	8		
THIRD	418.48	11.39	11.39	55.70	340.02	51.00	50.97	25.85	68.00	54.29	8		
FOURTH	418.48	11.39	11.39	55.70	340.00	51.00	50.89	25.85	68.00	72.91	8		
FIFTH	418.48	11.39	11.39	55.70	340.02	51.00	50.97	25.85	68.00	54.29	8		
SIXTH	418.48	11.39	11.39	55.70	340.00	51.00	50.89	25.85	68.00	72.91	8		
SEVENTH	418.48	11.39	11.39	55.70	340.02	51.00	50.97	25.85	68.00	54.29	8		
EIGHTH	388.44	11.39	11.39	55.70	307.98	46.20	46.16	23.37	61.60	65.13	7		
NINTH	418.48	11.39	11.39	55.70	340.02	51.00	50.97	25.85	68.00	54.29	8		
TENTH	418.48	11.39	11.39	55.70	340.00	51.00	50.89	25.85	68.00	72.91	8		
ELEVENTH	418.48	11.39	11.39	55.70	340.02	51.00	50.97	25.85	68.00	54.29	8		
TOTAL	**5246.65**	**136.56**	**136.56**	**668.40**	**4307.13**	**661.15**	**659.78**	**306.72**	**861.43**	**872.65**	**95.00**	**3.35**	**11.29**

PREMIUM AREA STATEMENT (IN SQMT)

NO FL	NET B/UP AREA COMM	NET B/UP AREA RESI.	FIRE STAIRCASE AREA	STAIRCASE AREA	PASSAGE	PERMISSIBLE BALCONY (15%)	PROPOSED BALCONY OPEN	PROPOSED BALCONY ENCLOSED	EXCESS BALCONY	PERMISSIBLE TERRACE AREA (20%)	PROPOSED TERRACE AREA	TENEMENT 0-50	TENEMENT 50-100	TENEMENT TOTAL	LIFT	GROUND COVERAGE
PREVIOUS SANCTIONED	1129.08	61735.50	1877.70	1934.70	10281.96	9375.53	0.00	9364.13	0.00	12572.87	11967.11	0	1286	1286	50.25	10338.90
PROPOSED	1381.64	41750.45	1406.74	1318.74	8285.48	6919.26	1325.03	4315.20	0.00	8360.09	4146.52	0	751	751	37.15	6440.07
DIFFERENCE	252.56	-19985.05	-390.96	-615.96	-1996.48	0.00	1325.03	-5049.93	0.00	0.00	-7820.59	0.00	-535.00	-535.00	-13.10	-3898.83

F.S.I. STATEMENT FOR TOWER-G

NO FL	NET B/UP AREA COMMERCIAL	NET B/UP AREA RESIDENTIAL	PERMISSIBLE BALCONY (15%)	PROPOSED ENCLOSED BALCONY	PROPOSED OPEN BALCONY	TOTAL BALCONY	WASH AREA	PASSAGE AREA	FIRE STAIRCASE	STAIRCASE	TENT.	LIFT	FIRE LIFT	GROUND COVERAGE
GROUND	197.84	197.78	0	0.00	0.00	0.00	0.00	190.10	19.01	15.45	4	4.75	3.61	500.06
FIRST	0.00	433.89	65.05	35.48	28.98	64.46	11.92	154.50	19.01	15.45	8			
SECOND	0.00	433.89	65.05	35.48	28.98	64.46	11.92	154.50	19.01	15.45	8			
THIRD	0.00	433.89	65.05	35.48	28.98	64.46	11.92	154.50	19.01	15.45	8			
FOURTH	0.00	433.89	65.05	35.48	28.98	64.46	11.92	154.50	19.01	15.45	8			
FIFTH	0.00	433.89	65.05	35.48	28.98	64.46	11.92	154.50	19.01	15.45	8			
SIXTH	0.00	433.89	65.05	35.48	28.98	64.46	11.92	154.50	19.01	15.45	8			
SEVENTH	0.00	433.89	65.05	35.48	28.98	64.46	11.92	154.50	19.01	15.45	8			
EIGHTH	0.00	391.92	58.47	26.66	25.39	52.05	10.43	139.56	19.01	15.45	7			
NINTH	0.00	433.89	65.05	35.48	28.98	64.46	11.92	154.50	19.01	15.45	8			
TOTAL	**197.84**	**4127.10**	**578.90**	**316.30**	**257.23**	**573.53**	**106.79**	**1518.60**	**190.10**	**154.50**	**75.00**	**4.75**	**3.61**	**500.06**

F.S.I. STATEMENT FOR TOWER-H

NO FL	NET B/UP AREA COMMERCIAL	NET B/UP AREA RESIDENTIAL	PERMISSIBLE BALCONY (15%)	PROPOSED ENCLOSED BALCONY	PROPOSED OPEN BALCONY	TOTAL BALCONY	WASH AREA	PASSAGE AREA	FIRE STAIRCASE	STAIRCASE	TENT.	LIFT	FIRE LIFT	GROUND COVERAGE
GROUND	221.99	111.09	0	0.00	0.00	0.00	0.00	190.10	19.01	15.45	4	4.75	3.61	606.11
FIRST	0.00	491.60	73.74	42.97	30.06	73.03	11.92	154.50	19.01	15.45	8			
SECOND	0.00	491.60	73.74	42.97	30.06	73.03	11.92	154.50	19.01	15.45	8			
THIRD	0.00	491.60	73.74	42.97	30.06	73.03	11.92	154.50	19.01	15.45	8			
FOURTH	0.00	491.60	73.74	42.97	30.06	73.03	11.92	154.50	19.01	15.45	8			
FIFTH	0.00	491.60	73.74	42.97	30.06	73.03	11.92	154.50	19.01	15.45	8			
SIXTH	0.00	491.60	73.74	42.97	30.06	73.03	11.92	154.50	19.01	15.45	8			
SEVENTH	0.00	491.60	73.74	42.97	30.06	73.03	11.92	154.50	19.01	15.45	8			
EIGHTH	0.00	447.58	67.14	35.42	26.47	61.89	10.43	140.58	19.01	15.45	7			
NINTH	0.00	491.60	73.74	42.97	30.06	73.03	11.92	154.50	19.01	15.45	8			
TOTAL	**221.99**	**4891.77**	**657.10**	**379.18**	**266.95**	**646.13**	**105.79**	**1361.80**	**190.10**	**154.50**	**71.00**	**4.75**	**3.61**	**606.11**

F.S.I. STATEMENT FOR TOWER-I & J

NO FL	NET B/UP AREA COMMERCIAL	NET B/UP AREA RESIDENTIAL	PERMISSIBLE BALCONY (15%)	PROPOSED ENCLOSED BALCONY	PROPOSED OPEN BALCONY	TOTAL BALCONY	WASH AREA	PASSAGE AREA	FIRE STAIRCASE	STAIRCASE	TENT.	LIFT	FIRE LIFT	GROUND COVERAGE
GROUND	221.99	311.29	0	0.00	0.00	0.00	0.00	190.10	19.01	15.45	4	4.75	3.61	606.11
FIRST	0.00	491.60	73.74	42.97	30.06	73.03	11.92	154.50	19.01	15.45	8			
SECOND	0.00	491.60	73.74	42.97	30.06	73.03	11.92	154.50	19.01	15.45	8			
THIRD	0.00	491.60	73.74	42.97	30.06	73.03	11.92	154.50	19.01	15.45	8			
FOURTH	0.00	491.60	73.74	42.97	30.06	73.03	11.92	154.50	19.01	15.45	8			
FIFTH	0.00	491.60	73.74	42.97	30.06	73.03	11.92	154.50	19.01	15.45	8			
SIXTH	0.00	491.60	73.74	42.97	30.06	73.03	11.92	154.50	19.01	15.45	8			
SEVENTH	0.00	491.60	73.74	42.97	30.06	73.03	11.92	154.50	19.01	15.45	8			
EIGHTH	0.00	447.58	67.14	35.42	26.47	61.89	10.43	140.58	19.01	15.45	7			
NINTH	0.00	491.60	73.74	42.97	30.06	73.03	11.92	154.50	19.01	15.45	8			
TOTAL	**221.99**	**4380.68**	**657.10**	**379.18**	**266.95**	**646.13**	**105.79**	**1161.80**	**190.10**	**154.50**	**71.00**	**4.75**	**3.61**	**606.11**

F.S.I. STATEMENT FOR TOWER-K

NO FL	NET B/UP AREA COMMERCIAL	NET B/UP AREA RESIDENTIAL	PERMISSIBLE BALCONY (15%)	PROPOSED ENCLOSED BALCONY	PROPOSED OPEN BALCONY	TOTAL BALCONY	WASH AREA	PASSAGE AREA	FIRE STAIRCASE	STAIRCASE	TENT.	LIFT	FIRE LIFT	GROUND COVERAGE
GROUND	517.83	0.00	0	0.00	0.00	0.00	0.00	190.10	19.01	15.45	0	4.75	3.61	590.86
FIRST	0.00	491.60	73.74	42.97	30.06	73.03	11.92	154.50	19.01	15.45	8			
SECOND	0.00	491.60	73.74	42.97	30.06	73.03	11.92	154.50	19.01	15.45	8			
THIRD	0.00	491.60	73.74	42.97	30.06	73.03	11.92	154.50	19.01	15.45	8			
FOURTH	0.00	491.60	73.74	42.97	30.06	73.03	11.92	154.50	19.01	15.45	8			
FIFTH	0.00	491.60	73.74	42.97	30.06	73.03	11.92	154.50	19.01	15.45	8			
SIXTH	0.00	491.60	73.74	42.97	30.06	73.03	11.92	154.50	19.01	15.45	8			
SEVENTH	0.00	491.60	73.74	42.97	30.06	73.03	11.92	154.50	19.01	15.45	8			
EIGHTH	0.00	447.58	67.14	35.42	26.47	61.89	10.43	140.58	19.01	15.45	7			
NINTH	0.00	491.60	73.74	42.97	30.06	73.03	11.92	154.50	19.01	15.45	8			
TOTAL	**517.83**	**4380.68**	**657.10**	**379.18**	**266.95**	**646.13**	**105.79**	**1161.80**	**190.10**	**154.50**	**71.00**	**4.75**	**3.61**	**590.86**

F.S.I. STATEMENT AMENITY BUILDING

NO FL	NET B/UP AREA	BALCONY AREA	LIFT AREA	GROUND COVERAGE
LOWER GROUND	612.09	0.00	13.68	1364.20
GROUND FLOOR	1364.20	0.00		
FIRST FLOOR	1451.88	84.84		
SECOND FLOOR	661.73	92.52		
TOTAL	**4089.90**	**177.36**	**13.68**	**1364.20**

F.S.I. STATEMENT FOR CLUB HOUSE

NO FL	NET B/UP AREA	PERMISSIBLE BALCONY	PROPOSED BALCONY	GROUND COVERAGE
GROUND	280.76	-	-	280.76
FIRST	112.50	-	-	
TOTAL	393.28	-	-	280.76

TOTAL B/UP AREA = 280.78+112.50 = 393.28 SQ.M.

12.00m. WIDE INTERNAL ROAD AREA CALCULATION

1	3.37	X	12.00	X	1.00	=	40.44
2	54.62	X	12.00	X	0.50	=	327.72
3	12.55	X	3.51	X	0.50	=	22.03
4	12.55	X	3.51	X	0.50	=	22.03
5	18.88	X	12.00	X	1.00	=	226.56
6	18.115	X	12.00	X	1.00	=	217.38
7	210.66	X	12.00	X	1.00	=	2527.80
TOTAL AREA						=	3383.95

OPEN SPACE-1,2,3 & 4 AREA CALCULATION

OPEN SPACE - 01	=	1183.79
OPEN SPACE - 02	=	1850.44
OPEN SPACE - 03	=	3102.36
OPEN SPACE - 04	=	713.41
TOTAL AREA	=	6850.00

OPEN SPACE-1 AREA CALCULATION

01	69.01	X	12.04	X	0.50	=	415.44
02	116.24	X	13.22	X	0.50	=	768.35
TOTAL AREA						=	1183.79

OPEN SPACE-2 AREA CALCULATION

01	73.80	X	36.39	X	0.50	=	1339.15
02	50.90	X	20.09	X	0.50	=	511.29
TOTAL AREA						=	1850.44

OPEN SPACE-3 AREA CALCULATION

01	101.75	X	23.79	X	0.50	=	1210.32
02	101.75	X	37.19	X	0.50	=	1892.04
TOTAL AREA						=	3102.36

OPEN SPACE-4 AREA CALCULATION

01	58.77	X	17.69	X	0.50	=	519.82
02	70.524	X	5.49	X	0.50	=	193.59
TOTAL AREA						=	713.41

WATER AREA CALCULATION

AMOUNT OF WATER REQUIRED PER PERSON	=	135.00	lts/day
AMOUNT OF WATER REQUIRED PER PERSON FOR COMMERCIAL AREA (1 PERSON FOR 457 PERSONS)	=	45.00	lts/day
NO OF PERSONS (3181.64/3 = 1060)	=	1060.00	NOS.
WATER REQUIRED FOR COMMERCIAL	=	47700.00	lts/day
WATER REQUIRED PER FLAT(5 PERSONS/FLAT)	=	675.00	lts/day
TOTAL NO OF FLATS IN ALL BLDG.	=	751.00	NOS.
WATER REQUIRED FOR RESIDENTIAL	=	506925.00	lts/day
REQUIRED CAPACITY OF OVERHEAD WATER TANK (COMM+RESI)		554625.00	
WATER REQUIRED FOR FIRE FIGHTING FOR OHWT	=	320000	lts/day
TOTAL WATER REQUIRED FOR OHWT	=	874625.00	lts/day
PROVIDE CAPACITY OF UNDER GROUND WATER TANK	=	831937.50	lts/day
WATER REQUIRED FOR FIRE FIGHTING FOR UGWT		400000	
PROVIDE CAPACITY OF UNDER GROUND WATER TANK	=	1231937.50	lts/day
SAY	=	1232000.00	lts/day

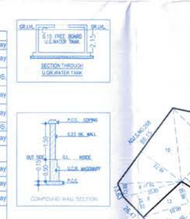

AMENITY SPACE AREA KEY PLAN
Scale:-1:500

AMENITY SPACE AREA CALCULATION

01	47.96	X	18.54	X	0.50	=	444.59
02	84.65	X	36.48	X	0.50	=	1544.02
03	84.65	X	26.25	X	0.50	=	1111.03
04	87.00	X	25.36	X	0.50	=	1104.03
05	62.81	X	35.61	X	0.50	=	1474.43
06	62.81	X	5.69	X	0.50	=	235.59
07	80.64	X	26.93	X	0.50	=	1086.89
08	77.80	X	58.31	X	0.50	=	2268.07
09	77.80	X	25.87	X	0.50	=	1006.34
TOTAL AREA						=	10275.00

AMENITY - 25% OPEN SPACE AREA CALCULATION

01	32.40	X	15.14	X	0.50	=	245.27
02	65.22	X	24.63	X	0.50	=	803.18
03	60.67	X	17.60	X	0.50	=	533.90
04	40.12	X	3.11	X	0.50	=	62.39
05	34.95	X	14.35	X	0.50	=	250.77
06	67.70	X	16.19	X	0.50	=	548.00
07	67.70	X	3.70	X	0.50	=	125.25
TOTAL AREA						=	2568.75

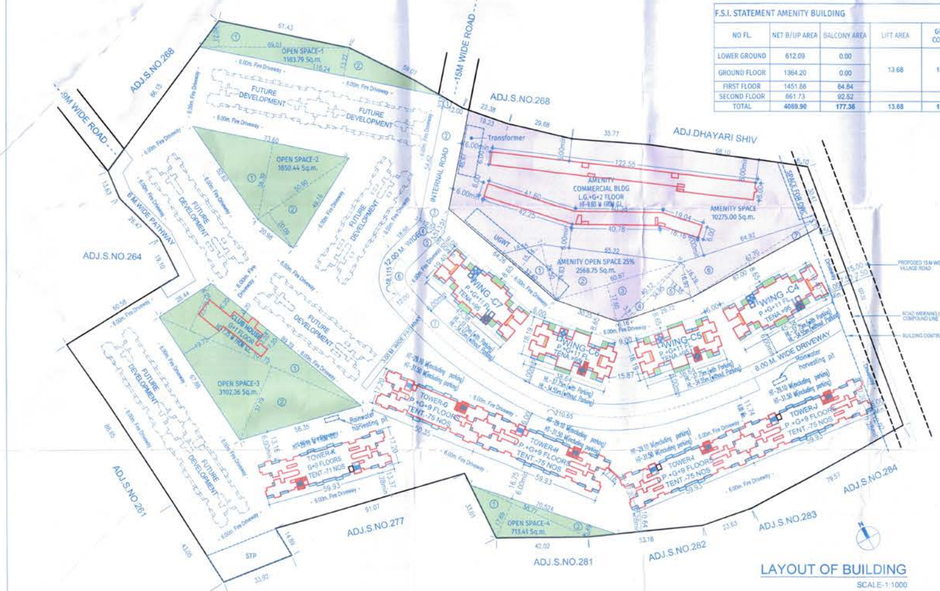

LAYOUT OF BUILDING
SCALE:-1:1000

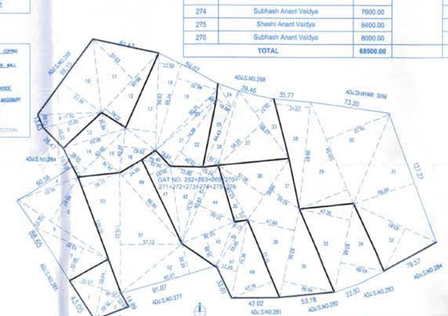

PLOT AFTER AMALGAMATION
SCALE:-1:500

PLOT AREA CALCULATION

1.	0.5 X	59.44 X	32.57	=	967.98 SQ.M	28.	0.5 X	99.87 X	31.03	=	1549.48 SQ.M
2.	0.5 X	35.44 X	18.25	=	323.39 SQ.M	29.	0.5 X	102.54 X	61.12	=	3132.00 SQ.M
3.	0.5 X	59.44 X	20.48	=	608.87 SQ.M	30.	0.5 X	102.54 X	76.32	=	3912.53 SQ.M
4.	0.5 X	60.57 X	11.17	=	338.28 SQ.M	31.	0.5 X	127.37 X	59.09	=	3763.15 SQ.M
5.	0.5 X	100.56 X	48.67	=	2447.13 SQ.M	32.	0.5 X	83.87 X	44.15	=	1851.43 SQ.M
6.	0.5 X	100.56 X	12.35	=	620.06 SQ.M	33.	0.5 X	83.68 X	47.36	=	1981.54 SQ.M
7.	0.5 X	53.82 X	32.08	=	863.27 SQ.M	34.	0.5 X	83.68 X	45.85	=	1918.78 SQ.M
8.	0.5 X	55.85 X	22.91	=	639.76 SQ.M	35.	0.5 X	57.19 X