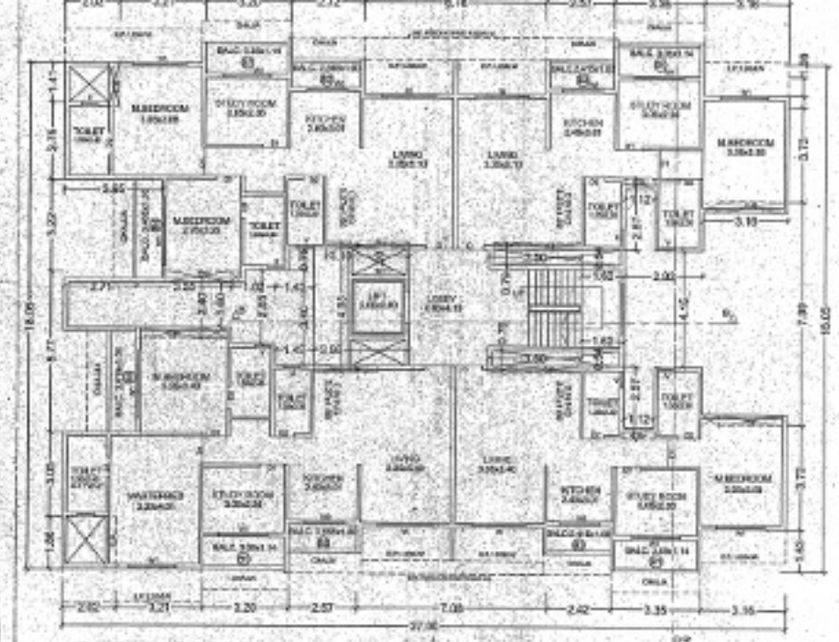

A-TYPE TYPICAL FLOOR (G+7 F.)

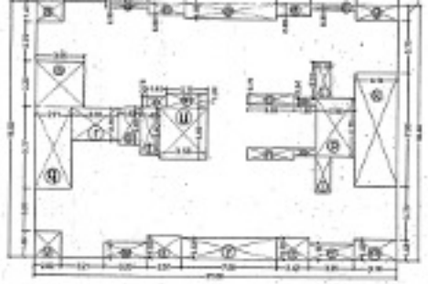

AREA DIA. TYPICAL FLOOR(TYPE-A)

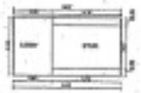

STAIRCASE & LOBBY AREA CALCULATION.

A) 8.610 X 4.160 X 1 = 33.494 SQ.MTS.

DEDUCTION

B) 5.120 X 3.040 X 2 = 15.571 SQ.MTS.

TOTAL = 05.529 SQ.MTS.

NET AREA CALCULATION.

A) 33.494 - 15.120 = 27.963 SQ.MTS.

BALCONY AREA CAL.

B1)	3.050	X	1.140	X 4	= 13.944
B2)	2.280	X	1.000	X 2	= 05.136
B3)	3.411	X	1.000	X 2	= 04.828
B4)	3.411	X	1.000	X 1	= 03.672
B5)	3.611	X	1.000	X 1	= 03.811

TOTAL = 31.371 —(4)

PERMISSIBLE BALCONY AREA = 0.20 X 000.223
= 32.32 —(1)

PROPOSED BALCONY = 31.371 —(2)

EXCESS BALCONY AREA = 00.000

AREA CALCULATION (TYPE A)

A) 26.940 X 16.060 X 1 = 487.169 SQ.MTS. —(1)

DEDUCTION

A)	30.830	X	1.463	X 1	=	02.834 SQ.MTS.
B)	00.300	X	0.900	X 1	=	01.348 SQ.MTS.
C)	02.710	X	0.850	X 1	=	02.303 SQ.MTS.
D)	06.700	X	1.079	X 1	=	07.224 SQ.MTS.
E)	00.970	X	0.850	X 1	=	02.134 SQ.MTS.
F)	00.700	X	0.900	X 1	=	01.308 SQ.MTS.
G)	00.160	X	1.079	X 1	=	00.380 SQ.MTS.
H)	00.600	X	3.210	X 1	=	11.716 SQ.MTS.
I)	01.130	X	2.500	X 1	=	05.717 SQ.MTS.
J)	01.140	X	3.250	X 1	=	03.015 SQ.MTS.
K)	01.160	X	7.500	X 1	=	21.244 SQ.MTS.
L)	01.430	X	0.750	X 1	=	01.072 SQ.MTS.
M)	01.10	X	1.000	X 1	=	01.100 SQ.MTS.
N)	01.30	X	0.750	X 1	=	02.345 SQ.MTS.
O)	01.42	X	0.500	X 2	=	01.740 SQ.MTS.
P)	02.01	X	4.250	X 1	=	12.036 SQ.MTS.
Q)	02.71	X	5.770	X 1	=	15.630 SQ.MTS.
R)	00.35	X	2.400	X 1	=	00.840 SQ.MTS.
S)	01.620	X	3.000	X 1	=	04.293 SQ.MTS.
T)	01.420	X	3.400	X 1	=	04.862 SQ.MTS.
U)	02.020	X	3.040	X 1	=	11.007 SQ.MTS.
V)	00.830	X	1.840	X 1	=	00.728 SQ.MTS.
W)	00.280	X	1.140	X 1	=	00.680 SQ.MTS.
X)	02.560	X	1.680	X 1	=	04.300 SQ.MTS.
Y)	07.080	X	1.530	X 1	=	10.791 SQ.MTS.
Z)	01.880	X	2.430	X 1	=	00.898 SQ.MTS.
XX)	03.100	X	1.530	X 1	=	04.803 SQ.MTS.

TOTAL = 384.946 SQ.MTS. —(2)

NET AREA CALCULATION.

487.169 — 384.946 = 102.223 SQ.MTS. —(3)

NET B. U. A. / FLOOR

102.223 — 27.963 = 294.262 SQ.MTS.

KEY PLAN

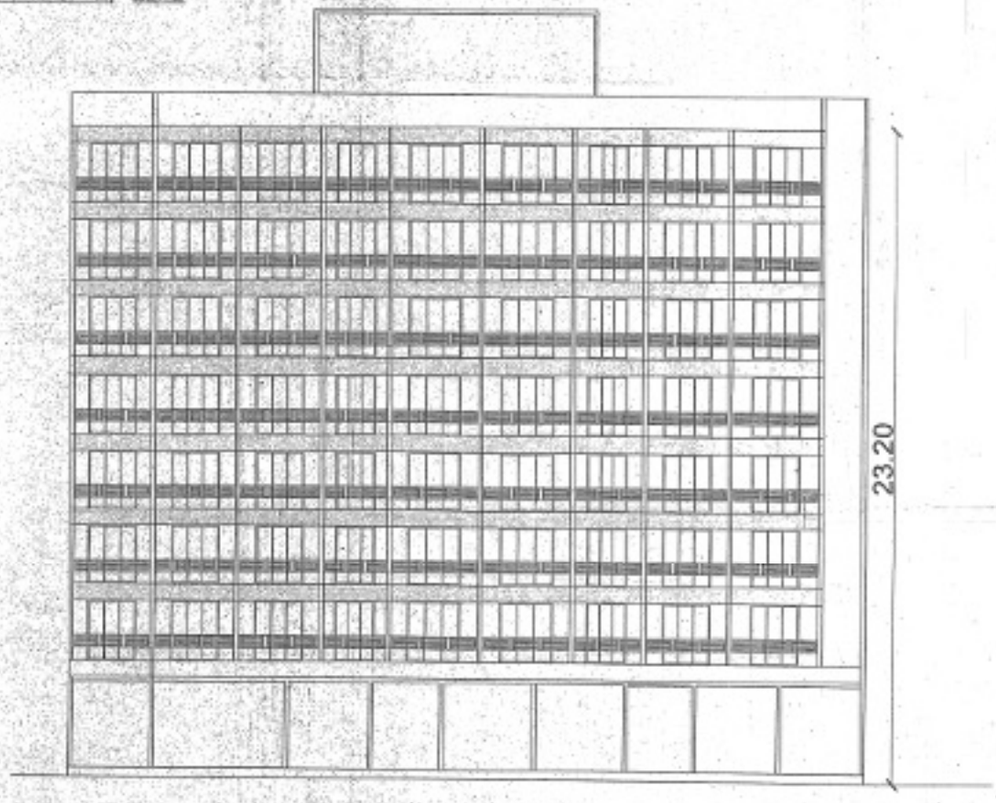

FRONT ELEVATION (BLDG.TYPE-A)

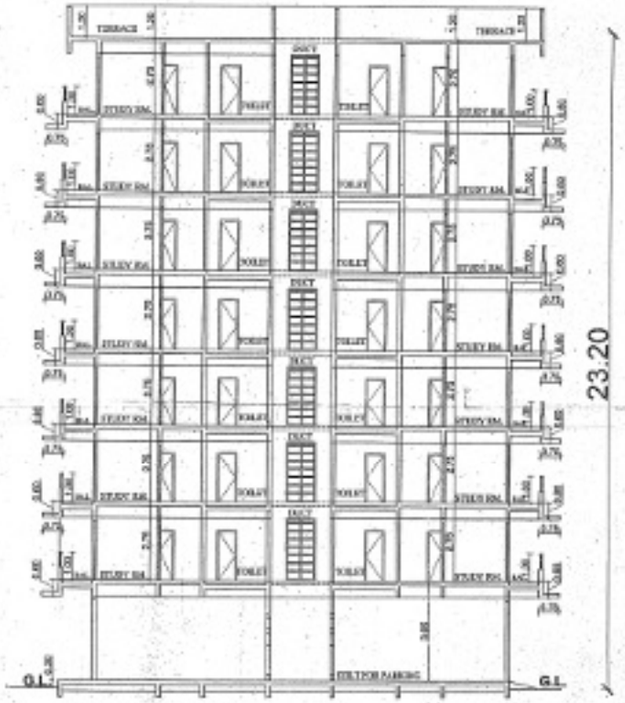

SECTION A.A. (G+7)

सहायक नियंत्रक,
नगर रचना, उज्जैन

BALCONY AREA STATEMENT (BLDG.TYPE-A)

FLOOR	NET B.U.A.	STAIRCASE AREA	TOTAL B.U.A.	PER. MAX. AREA (75%)	PROP. BAL. AREA	EXCESS AR
GROUND FL.						
FIRST FL.	294.262	27.963	322.225	32.225	31.371	nil
SECOND FL.	294.262	27.963	322.225	32.225	31.371	nil
THIRD FL.	294.262	27.963	322.225	32.225	31.371	nil
FOURTH FL.	294.262	27.963	322.225	32.225	31.371	nil
FIFTH FL.	294.262	27.963	322.225	32.225	31.371	nil
SIXTH FL.	294.262	27.963	322.225	32.225	31.371	nil
SEVENTH FL.	294.262	27.963	322.225	32.225	31.371	nil
TOTAL	2058.834	195.737	2254.571	225.566	219.597	nil

LIGHT & VENTILATION STATEMENT

ROOM	CARPET AREA AS PER	LIGHTING REQ. IN CAR. AREA	VENTILATION PROVIDED	LIGHTING PROVIDED
LIVING	20.000	2.000	W	3.000
KITCHEN	07.500	1.200	WD	0.900
STUDY RM	07.500	1.100	W1	0.870
BEDRROOM	11.000	1.900	W1	0.870
BEDRROOM	12.000	1.900	W1	0.870
TOILET 1	06.000	0.900	V	0.540
TOILET 2	05.000	0.900	V	0.540

SCHEDULE OF DOORS/WINDOWS

D - 1.000 X 2.100 W - 1.000 X 1.200
D1 - 0.900 X 2.100 W1 - 0.900 X 1.200
D2 - 0.750 X 2.100 W2 - 0.600 X 1.200
D3 - FOLDING SHUTTER V - 0.600 X 0.600

CONTENTS OF SHEET

A-TYPE BUILDING TYPICAL FLOOR PLAN & AREA CALC. SECTION & ELEVATION

NAME OF OWNER & SIGNATURE

MR. MURLIDHAR S. PARVELKAR
MR. NARAYAN S. PARVELKAR
MR. VENKTESH S. PARVELKAR
MR. VISHWANATH S. PARVELKAR
MR. VIJAY S. PARVELKAR
THROUGH ITS CONSTITUTE ATTORNEY HOLDER
MR. ANIL H. THAWANI
THAWANI REALTY

REVISION	DESCRIPTION	DATE	SIGNATURE

Ar. Durga A. Bajaj

DESCRIPTION OF PROPOSAL & PROPERTY

PROPOSED RESIDENTIAL & COMMERCIAL COMPLEX ON SURVEY NOS. 8/1, 8/2, 12/1-11/7, 13/1,13/2, 14/1-14/4, SITUATED AT VILLAGE MAHIDAL KHURD , TALUKA BAGHLI.

JOB No.	DATE	DWG. No.	SCALE	DRAWN BY	CHECKED BY
BA/MT/	22-09-13	M 01/A3	AS GIVEN	D.B.	

BAJAJ & ASSOCIATES
Architects - Interior Designers
Engineers , Project Managers

Ar. Durga A. Bajaj, Raghuvansh Grill, 86, Anand Colony, Ujjain-nagar 421 006.
Tele - 0707 2860001, E-Mail - d_bajaj@yahoo.com