NOTES

- ENGINEER IS FULLY RESPONSIBLE FOR LEAVING OPEN SPACE AND MARGIN
- THE DEPTH AND POSITION OF EXISTING MUNICIPAL MANHOLE IS VERYFIED BY ME ON SITE AND PREMISES CAN GETS DRAINAGE CONNECTION.
- IT IS CERTIFIY THAT ACCORDING TO CGDCR 2017, ALL REQUIREMENTS OF THE BUILDING ARE CHECKED AND NECESSARY ACTIONS ARE TAKEN .
- IT IS CERTIFIY THAT ACCORDING TO THE CLAUSE NO. 3.5.3 OF THE CGDCR 2017, THE STRUCTURE OF THE BUILDING IS DESIGN AS PER THE NORMS OF THE INDIAN STANDARDS.
- DESIGN OF STAIRCASE AND RAILING IS PROVIDED AS PER THE PROVISION OF THE CLAUSE NO. 21.11.12 AND 21.1.14 AND 22.8 OF CGDCR 2017.
- LIFT IS PROVIDED AS PER THE PROVISION OF THE CLAUSE NO. 21.12 AND 22.8 OF CGDCR 2017.
- WATER TANK IS PROVIDED AS PER THE PROVISION OF THE CLAUSE NO. 21.6.0 OF CGDCR 2017.
- SEPARATE LETTER BOX IS PROVIDED AT GROUND LEVEL FOR EACH UNIT.
- WATER TANK FOR FIRE SAFETY REQUIREMENT PROVIDED AS PER CHEPTER NO. 22.21 OF CGDCR 2017.
- ELECTRICAL INFRASTRUCTURE SHALL BE PROVIDED AS PER CLAUSE NO. 21.11 OF CGDCR 2017.
- DRAINAGE FACILITY IS PROVIDED AS PER THE CLAUSE NO. 21.10 OF CGDCR 2017.
- ENTRANCE OF THE BUILDING IS PROVIDED AS PER THE CLAUSE NO. 21.1.7 OF CGDCR 2017.
- RAIN WATER STORAGE TANK AND RAIN WATER HARVESTING SYSTEM IS PROVIDED AS PER THE CLAUSE NO. 25.2 OF CGDCR 2017.
- COMMUNITY BIN PROVIDED AS PER THE PROVISION OF THE CLAUSE NO. 25.3 OF CGDCR 2017.
- TREE PLANTATION IS PROVIDED AS PER THE CLAUSE NO. 25.5 OF CGDCR 2017.
- MAINTANANCE AND UPGRADATION OF BUILDING IS AS PER CHAPETER NO. 27 OF CGDCR 2017.

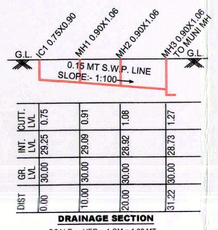

DRAINAGE SECTION

SCALE - VER. - 1 CM = 1.00 MT
HOR. - 1 CM = 5.00 MT

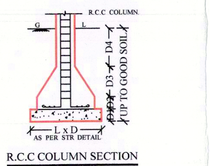

R.C.C COLUMN SECTION

1. HYYDRANT SYSTEM:

ON/OFF switches located near the hose reel hose or hydrant outlet, at each floor the main FirePump at the underground water tank with a capcity to discharge 900 liters per minute at 3 bar. pressure as measured at the terrace level should be installed.
The Riser for the buildings exceeding 18 meters and above 18 meters height should not be of less than 100 mm internal diameter. The riser should be connected to the bottom of the terrace tank with a stop value and a NRV to act as a Down - comer.
One riser is required for every 1000sq. meters floor area and if the building is divided into, two or more parts then each part should have a separate riser with all the fittings at floor level. Each floor should have one hydrant outlet with a coupling for attaching a 63 mm.dia hose & 25 mm.bore Hose-reel hose with 8 mm. SS. Shut-off nozzle at each floor landing. The length of the hose reel hose should be enough to reach the farthest corner of the floor. Hose-box with 15 meters long 63mm. dia. hose and 12.5 mm. bore nozzle at alternate floors. The Hose-reel hose should be coupled to the Riser.
Fire-service inlet should be installed at a point near the entry to the premisses where a Fire servise vehicle can approach easily.
A permanent hydrant point comprising of 63 mm.dia size 2nos of hydrant valves should be installed at the terrace level.
Overhead tank Refilling bypass connection should be done at the terrace level.
The Overhead tank shall be of a capacity of not less than 20,000 liters.
The Underground tank shall be of not less than 1,00,000 liters.

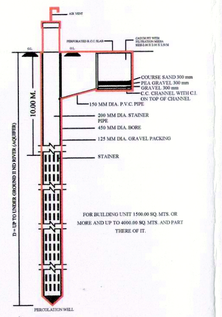

BUILT-UP AREA CALC.	IN SQ.MTS.
SUB STATION	
4.00X4.73 =	18.92
NET B.AREA ON SUB STATION	
= 18.92 SQ.MTS.	

TREE PLANTATION CAL. :
PLOT AREA = 1365.54 SQ.MT.
200.00 SQ. MT. =5 NOS. TREE REQ.
1365.54 /200X5=34.14 NOS.
SAY 35 NOS.
PROVIDE 35 NOS. TREE.

PERCOLATING WELL CALC:-
REQ. 1500 TO 4000 SMT= 1 NOS.
1365.54 / 4000.00 = 0.34 NOS.
SAY REQ. P.WELL = 1 NOS.
PROVI. P.WELL = 1 NOS.

CONTAINER BIN AREA CALC.
COMM : 100 SQ.MT. CARPET AREA
1 NOS BIN OF 20 LIT. CAP.
TOTAL CARPET 3209.49 x 20/100
= 641.90 LIT.
641.90 / 80 = 8.02
SAY 9 NOS CONTAINER

SANITARY PROVISION

GR. TO 6th. FLOOR
FLOOR AREA = 3209.49 SQ.MT.
3209.49 / 4 = 802.37 SAY 803 USERS
ASSUM 50% MALE & 50% FEMALE
MALE =402 PERSON & FEMALE = 402 PERSON

REQ.	MALE URI.	MALE W.C.	FEMALE W.C.
UP TO 100	4	4	4
101 TO 500	8	8	8
> 500	0	0	0
TOTAL	12	12	12

COMMON SANITARY PROVISION 25% OF TOTAL REQU.

REQ.	MALE URI.	MALE W.C.	FEMALE W.C.
	3	3	3
PROVIDED	3	3	3

PROVIDED 70 TOILET IN EACH UNITS
1 TOILET FOR PHYSICALLY HANDICAP PERSON

2. FIRE LIFT :

The Fire-Lift and all the lifts should have a provision to ground automatically in case of electricity failure. Each building should have at least one lift as a Fire-Lift and if the building is divided into two or more parts then each should have a Fire-Lift. Lift-well should have blowers to pressurize the lift-well so connected that it will automatically operate when alarm call point is operate, so that it prevents the lift well getting smoke logged.

3. FIRE ALARM:

Fire alarm call point to be installed at each floor with sounders capable of being heard all throughout the building.

4. FIRE EXTINGUISHERS

One Carbon Dioxide (CO2) type extinguisher of 4.5 kg. with ISI mark. and one extinguisher of dry Dry Chemical Powder (DCP) type extinguisher with ISI mark to be installed on each-floor in case of commercial building.
One Carbon Dioxide (Co2) type extinguisher of 2 kg. with ISI mark. OR Two Carbon Dioxide (Co2) type extinguisher of 2 kg. with ISI mark capacity on alternate floors in case of residential building.
If the building is divided into two or more parts then each part should have these extinguishers installed.

5. STAIRCASE :

The staircase has to be open from at least one or two sides but if the staircase is in the centre core of the buildings it has to be pressurized to prevent it from getting smoke logged.

6. BASEMENT :

The basement of 200 sq. meters or more should be protected with Automatic Sprinkler system with at least one sprinkler head for actual Car parking space.

bore nozzles at each basement level.

7. LIGHTENING ARRESTER :

building when the lightening strikes.

8. PHOTO LUMINESCENT (AUTO GLOW) SIGNAGE'S :

If the building falls in a confined area or if it has an enclosed staircase or is not well lit-up on the inside, then adequate photo luminescent (auto glow) signage's should be displayed at each floor / landing / pathway / dead-end along all exit routes leading to the ground level. The signage should indicate fire fighting, fire safety equipment present on the respective floor/landing/pathway/dead-end and along all exit routes leading to the ground level.

9. ELECTRIC POWER SUPPLY TO THE ENTIRE FIRE-SAFETY SYSTEM

Electricity suppy to the fire pump. fire alarm system, staircase pressurization system and fire lift should be made available from the main Electrical supply. (i.e. from Electrical power supply of the company) This is to ensure availability of power supply to the fire protection & Safety system even after the main electrical supply to the building is switched off at the time of fire.

10.INDIVDUAL FIRE SEFTY SYSTEM

FIRE SEFTY SYSTEM SHOULD BE PROVIDED IN IDIVDUAL SHOW ROOM BY OWNER

IMPORTANT INSTRUCTIONS:

After inspection of a low-rise building by the fire service authority,if the fire officer concerned feels th need for additional fire prevention/protection measures / ventilation system required or equipment (i.e. - Passive system / Suppression system / Fire door - Window / Detection system / Active system / Sprinkler / Drencher etc.) as per Fire load / Firerick / Public gathering. Potential / Occupancy / Confined area, those additional measures / equipment have to be implemented / installed.

FIRE HYDRANT LEGEND

SR.	SYMBOL	DISCRIPTION
1		FIRE HYDRANT PIPE MAIN
2		SLUICE VALVE
3		NON RETURN VALVE
4		COURT YARD HYDRANT VALVE
5		LANDING HYDRANT VALVE
6		HOSE BOx
7		FIRST AID HOSE REEL
8		AIR RELEASE VALVE
9		TWO WAY SIAMESE CONNECTION
10		RISE OR DROP

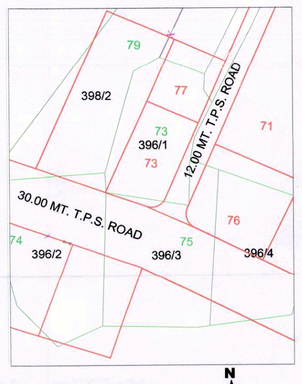

KEY PLAN
SCALE : 1.00 CM = 20.00 MT

SCRUTINIZE COPY
NO 591 DT. 16/1/19
TDO, BPSP, AMC

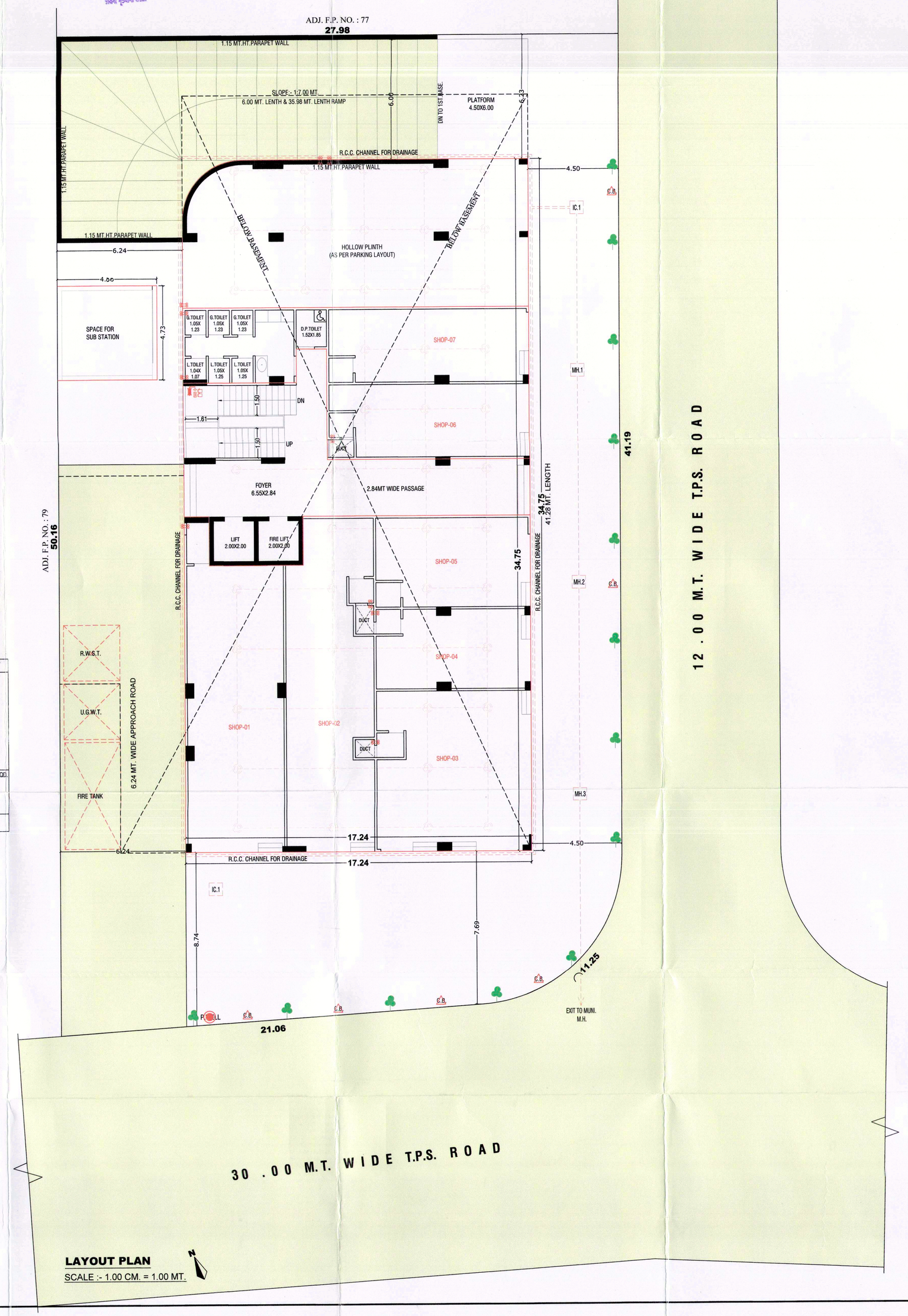

LAYOUT PLAN
SCALE :- 1.00 CM. = 1.00 MT.

(1)THIS DEVELOPMENT PERMISSION IS GRANTED WITH CONDITION THAT APPLICANT AND ARCHITECT WILL ABIDE AS PER ALL BONDS AND AFFIDAVITS PREJUDICED BY APPLICANT AND ENGG./ARCH.
(2)THIS APPROVAL IS GIVEN ACCORDING TO MUNICIPAL COMMISSIONER OFFICE ORDER DATED 02/03/05 AND OFFICE ORDER NO-42/DT.-13/06/06.
(3) THIS DEVELOPMENT PERMISSION IS GRANTED UNDER C.G.D.C.R.-2017 AS PER LETTER NO: GH/1069 OF TP-BDS-1033/95-363-L, DATED: 31/03/2018 AND LETTER NO: EDR-11215/2018-363-L, DATED: 31/03/2018 AND LETTER NO: EDR-11215/2018-363-L, DATED: 23/04/2018 OF GOVERNMENT LETTER NO: GH/VMS OF 2018-363-L, DATED: 23/04/2018 OF GUJARAT URBAN DEVELOPMENT AND URBAN HOUSING DEPARTMENT, GOVT OF GUJARAT.
(4)RAIN WATER STORAGE TANK SHALL BE PROVIDE AS PER CGDCR-2017 CLAUSE NO. 25.2.3
(5)OWNER-APPLICANT-DEVELOPER SHALL HAVE TO PROVIDE BARRICADE OF STEEL SHEETS/TIN-SHEETS OF SUFFICIENT HEIGHT TO THE WHOLE PLOT FOR SAFETY PURPOSE DURING CONSTRUCTION/DEMOLITION ACTIVITY, AT ALL EDGES OF THE PLOT FOR SAFETY PURPOSE.
(6)THIS CASE HAS BEEN SCRUTINIZED AND APPROVED BY BUILDING PLAN SCRUTINY POOL ON DT.-19/12/2018
(7)THIS DEVELOPMENT PERMISSION IS GIVEN ONLY FOR USE IN RESIDENTIAL ZONE-I AS SHOWN IN PLAN) FOR COM BUILDING IS GRANTED AS PER THE GRUP-INDEX GIVEN BY M.C.G.D.C.R. DT.18/12/2018 AND FOR BUILDING HEIGHT (IMT UP TO 25.00 MT.) ALL TERMS AND CONDITION MENTION IN ORDER WILL BE APPLICABLE AND BINDING TO OWNER/APPLICANT.
(8)APPLICANT/OWNER/ ARCHITECT/ENGINEER/STRUCTURE ENGINEER/CLERK OF WORKS OWNER/APPLICANT ARE SOLE RESPONSIBLE FOR ANY CAUSE FOR DAMAGE TO THE BUILDING/SURROUNDING PROPERTY DURING THE ENGINEERING CONSTRUCTION OF THE CELLAR AND INSTEAD OF ENTIRE EXCAVATION PROVIDING/RESTRICTING SUPPORT WILL ALSO BE PROVIDED AS PER THE ENGINEERING PRACTICE AND ENGINEER WILL HAVE TO BE MADE SHORING, STRUTTING, AND FOR THE SAFETY OF THE ADJACENT WELL HAVE TO BE MADE ARRANGEMENT/CONSTRUCTION, THE NECESSARY ARRANGEMENT WORK (SITE SUPERVISOR) FOR BY THE STRUCTURAL ENGINEER AND IF REQUIRED URGENT ADDITIONAL ARRANGEMENT CONTINUOUS SUPERVISION AND IF REQUIRED URGENT ADDITIONAL ARRANGEMENT TO BE MADE FOR THE SAFETY AND AS PER THE UNDERTAKING/AFFIDAVIT GIVEN ON STRUCTURAL ENGINEER/CLERK OF WORKS, THE DEVELOPERS / ARCHITECT / ENGINEER / STRUCTURAL ENGINEER/CLERK OF WORKS, THE COMMENCEMENT OF WORK (RAJACHITTHI) WILL BE SUSPENDED/REVOKED WITH IMMEDIATELY, IF THE CONSTRUCTION / EXCAVATION / DEMOLITION WORK IS BEING CARRIED OUT WITHOUT PROPER PRECAUTIONS TO ENSURE SAFETY.
(9)THIS PERMISSION IS GIVEN ON THE BASIS OF OPINION FOR BETTERMENT CHARGES GIVEN BY ASST.CITY PLANNER, CITY PLANNING DEPT., LETTER NO. - CP/AMC/GENERAL/OP-125/DN DT.- 13/11/2018
(10)THIS PERMISSION IS SUBJECT TO OTHER TERMS/CONDITIONS SPECIFIED IN BOND GIVEN BY APPLICANT FOR DEVELOPMENT IN DRAFT T.P./SCHEME/FINAL DT.-23/11/2018
(11)THIS PERMISSION IS GIVEN ON THE BASIS OF KABJA KHAR OPINION GIVEN BY A.E.O/H.V.Z.1 DT.26/11/2018
(12)THIS PERMISSION IS GRANTED SUBJECT TO RELAXATION/ CONDITIONS MENTIONED IN OPINION GIVEN BY FIRE DEPT. AND FIRE NOC WILL BE SUBMITTED BY NOC FIRE PROTECTION CONSULTANT AND FIRE NOC WILL BE SUBMITTED BY OWNER/COPY OF APPLICATION FOR B.U. PERMISSION AND NOTERIZED UNDER TAKING GIVEN BY OWNER/APPLICANT ON DT. 23/11/2018 AND ALL TERMS AND CONDITION MENTIONED UNDER WILL BE APPLICABLE AND BINDING TO OWNER/APPLICANT.
(13)THIS PERMISSION IS GRANTED AS PER THE N.O.C. OF AIRPORT AUTHORITY OF INDIA ON NOC NO. AIR/MEWSITS/062518/328717 AND ALL TERMS AND CONDITION MENTION IN ORDER WILL BE APPLICABLE AND BINDING TO OWNER/APPLICANT.
(14)THIS PERMISSION IS GRANTED AS PER MECHANICAL PARKING PROVIDED BEFORE TAKEN B.U.PERMISSION AND MAINTAIN FUNCTIONAL PROPERLY AS PER NOTARISED UNDERTAKING GIVEN BY OWNER/APPLICANT ON DT.-23/11/2018
(15)THIS DEVELOPMENT PERMISSION FOR ELECTRIC SUB STATION IS GRANTED AS PER NOTARISED UNDER TAKING ON DT. 23/11/2018
(16)THIS PERMISSION IS GIVEN AS PER N.A. PERMISSION ON DT. - 22/12/2018, LETTER NO.- LAND-1/N.A./B.R.-1020/2018, FMPS NO. - 336798 BY DISTRICT COLLECTOR AHMEDABAD. IT IS SUBMITTED BY OWNER/APPLICANTS.
(17)AS PER THE PROVISION OF REAL ESTATE (REGULATION AND DEVELOPMENT) ACT-2016 NO DEVELOPER CAN ADVERTISE/ MAKE ADVERTISEMENT FOR SALE, MARKETING, BOOKING OFFER FOR REAL ESTATE PROJECT UNLESS HE IS REGISTERED WITH THE REAL ESTATE REGULATORY AUTHORITY.PERMISSION OF THE REGISTRATION IS DONE IN THE REAL ESTATE REGULATORY AUTHORITY.PERMISSION OF THE
(18)APPOINTMENT OF SUPERVISOR OF WORKS ON RECORD IS DONE BY OWNER/APPLICANT.
(19)APPLICANT SHALL HAVE TO MAKE PROVISION FOR INSTALLATION OF TOP SOLAR ENERGY WATER HEATER AND GENERATION AS PER CL.25.5.7 OF CGDCR-2017
(20)THIS DEVELOPMENT PERMISSION IS GIVEN ON THE CONDITION THAT APPLICANTS HAVE TO PROVIDE TEMPORARY HOUSING ACCOMMODATION FOR SKILLED/UNSKILLED CONSTRUCTION WORKERS ON THE PREMISES WITH PROPER SANITATION FACILITY. PUBLIC SPACE/ROAD WILL NOT BE TO BE ENCROACHED FOR THE SAME IN ANY CASE. OWNER/APPLICANTS SUBMIT THE NOTERIZED UNDERTAKING FOR THIS SAME ON DT.23/11/2018
(21)PERMANENT PROVISION ON THE SITE FOR WASHING AND CLEANING OF TYRE/WHEEL OF THE VEHICLES/EQUIPMENTS COMING AND GOING ON THE SITE. THE DEVELOPER WILL BE OTHERWISE LEGAL ACTIONS WILL BE TAKEN AND OWNER/ DEVELOPER WILL BE SOLELY RESPONSIBLE FOR ANY DAMAGE OR SPOIL OF PUBLIC ROAD.
(22)THE DEVELOPMENT PERMISSION IS GIVEN ON THE BASIS OF NOTERIZED UNDERTAKING GIVEN BY OWNER/ APPLICANT AND DEVELOPERS FOR ALL RIGHTS TO DEVELOP AND CONSTRUCTION ON THE SAID LAND BY DEVELOPER AND IT WILL BE BINDING AND APPLICABLE TO BOTH PARTIES.
(23)THIS DEVELOPMENT PERMISSION HAS BEEN GRANTED AS PROVIDED IN NOTIFICATION NO. EDR/11215/2018-363-L, DTD.-23/04/2018, NOTIFICATION NO. PRCH/102/2018/363-L, DTD.-23/04/2018, & LETTER NO. GH/VMS OF 2018-363-L, DTD.-23/04/2018 OF COMPETENT AUTHORITY FROM THE THE URBAN DEVELOPMENT DIVISION OF GUJARAT GOVERNMENT DEPARTMENT GOVERNMENT OF GUJARAT AND DIRECTIONS ISSUED BY COMPETENT AUTHORITY FROM THE THE URBAN DEVELOPMENT DIVISION OF COMPREHENSIVE GENERAL DEVELOPMENT CONTROL REGULATIONS-2017.
(24)THE PROVISIONAL BUILT-UP FEE SHALL BE PAID BY OWNER/APPLICANT AS PER STATE AND OTHER PS CHARGES PER 25 CHANGES AT THE TIME OF ADDITIONAL/ NEW BUILT-UP AREA AS PER CIRCULAR NO.- 27/2013-14 DATE:- 27/12/2013 AND IN B.U.PERMISSION AS PER CIRCULAR NO.- 27/2013-14 DATE:- 27/12/2013 AND ALL TERMS AND CONDITION AS PER AFFIDAVIT GIVEN BY OWNER/ APPLICANT AND TO OBEY THE TERMS AND CONDITION AS PER AFFIDAVIT GIVEN BY FOR THE SAME DT.- 10/1/2019
- આયોજનમાં સૂચવ્યાવ્યા વીગતોમુજબ, સ્ટ્રેમવોટર, સરાસમાંથી સરાસમાં સુધરવાનાવાર અંગેની જવાબદારી અ.મા.મ.મ. ની નથી તથા બાંધકામ દરમિયાનઓઓ/કર્મચારીઓની સલામતી અંગે આ અગ્નિશમન/માર્યાદિત નથી અગ્નિશમન સ્વ કક્ષ કરવા પૂરતાજ પુરતાં બાંધવામાં પુરતાં નથી રીપોર્ટમાં અપેક્ષિત સાધનો જવાબદારી નગરની રહશે.
- કરવામા સ્વ કરવાના થતા સ્ટ્રેમવોટર,સ્ટ્રકચરલ રીપોર્ટ, સ્ટ્રકચરલ ડ્રોઈંગ, સ્ટ્રકચરલ ડીઝાઈન, સ્ટ્રેમવોટર અંગે કોઈ સ્ટ્રકચર ધનું મોટ હોણ તે અંગેની જવાબદારી અ.મા.મ.મ. ની નથી તથા સંબંધિતોના કરવામાંરોનોની રહશે નહી.

RESPONSIBILITY IN C.G.D.C.R.-2017 C.L. NO. - 3.3.4 & 3.51 :-
APPROVAL OF DRAWINGS AND ACCEPTANCE OF ANY STATEMENT DOCUMENTS, STRUCTURAL REPORT, STRUCTURAL DRAWINGS, PROGRESS CERTIFICATE OR BUILDING COMPLETION CERTIFICATES SHALL NOT DISCHARGE THE OWNER, ENGINEER, ARCHITECT, CLERK OF WORKS/SITE SUPERVISOR, STRUCTURAL DESIGNER, DEVELOPER, OWNER FROM THEIR RESPONSIBILITIES, IMPOSED UNDER THE ACT, THE DEVELOPMENT CONTROL REGULATIONS AND THE LAWS OF TORT AND LOCAL ACTS.
LIABILITY IN C.G.D.C.R.-2017 C.L. NO. - 3.3.13 :-
NOTWITHSTANDING ANY DEVELOPMENT PERMISSION GRANTED UNDER THE ACT AND THESE REGULATIONS, ANY PERSON UNDERTAKING ANY DEVELOPMENT WORK SHALL CONTINUE TO BE WHOLLY AND SOLELY LIABLE FOR ANY INJURY OR DAMAGE OR LOSS WHATSOEVER THAT MAY BE CAUSED TO ANY ONE IN OR AROUND THE AREA DURING SUCH CONSTRUCTION AND NO LIABILITY WHATSOEVER IN THIS REGARD SHALL BE CAST ON THE AUTHORITY

M.T. WIDE T.P.S. ROAD

LAYOUT PLAN 01/07

LAYOUT PLAN SHOWING COMM. BUILDING ON F.P NO :- 73, O.P.NO.-73, SUR NO-396/1, DRAFT T.P.S.NO. - 30 (GOTA), MOJE:- GOTA, TA:- GHATLODIYA, DIST:- AHMEDABAD.

SCALE : 1.00 CM = 1.00 MT

ZONE: RESIDENCE- I | USE : COMMERCIAL (SHOP+OFFICE)

AREA TABLE	IN SQ MTS
PLOT AREA OF F.P. NO:-	1366.00
PERMI. F.S.I. AREA (1366.00 x 1.8)	2458.80
PERMI CHARGEBALE F.S.I AREA (1366.00 x 0.9)	1229.40
TOTAL PERMI. F.S.I. AREA	3688.20
TOTAL USED F.S.I. AREA	3206.79
CHARGEBALE F.S.I. AREA (3206.79 - 2458.80)	747.99

AREA TABLE — IN.SQ.MTS.

FLOOR	USE	UNIT	FLOOR AREA	F.S.I. AREA	B.UP. AREA
2ND.BASEMENT	PARKING	---	---	---	777.83
1ST.BASEMENT	PARKING	---	---	---	747.30
GR. FLOOR (P.P.)	PARKING	---	---	---	216.62
GR. FLOOR (S.P.)	COMM.	07	379.24	379.24	380.53
1 st FLOOR	COMM.	09	532.47	532.47	595.83
2 nd FLOOR	COMM.	14	532.47	532.47	595.83
3 rd FLOOR	COMM.	14	532.47	532.47	595.83
4 th FLOOR	COMM.	14	459.38	459.38	523.87
5 th FLOOR	COMM.	13	399.13	399.13	463.62
6 th FLOOR	COMM.	12	371.63	371.63	436.12
STAIR CABIN	---	---	---	---	65.61
O.H.W.T. & L.M.R.	---	---	---	---	40.70
SUB STATION	---	---	---	---	18.92
TOTAL	COMM.	83	3206.79	3206.79	5459.61

SCHEDULE OF OPENING

DOOR	WINDOW	VANTILATION
RS= 5.00 x 2.10	W1= 3.50 x 1.20	V1 = 1.22 x 0.60
D1= 1.22 x 2.10	W2= 4.30 x 1.20	V2 = 0.60 x 0.60
D2= 1.07 x 2.10		
D3= 0.76 x 2.10		

R.C.C STAIR DETAIL	COLOUR NOTE	
1.50 MT WIDTH	PLOT BOUNDRY	TREE
0.30 MT TREAD	PROP WORK	DUST BIN
0.16 MT RISER	PROP DRAI.	P.WELL
	ROAD	

DEVELOPER

1 Sohel
2
3
4
5
6 N. M. Pandya

OWNER

Jigar G. Shah
JIGAR G. SHAH
STRUCTURAL DESIGNER (GRADE-1)
SD02312003323R3
401/2, SHANTI ARCADE,
132 FT. RING ROAD, NARANPURA
AHMEDABAD-380013.

ST-ENGINEER

KINAL D. SONI B.E. (CIVIL)
C-28, Sudarshan Tower,
Nr. Nirant Park, Sun-N-Step Road,
Thaltej, AHMEDABAD-380059.
LIC No. : A.M.C. ER-0804040821 R1

ENGINEER

GOPAL N. JAISWAL (Grade-1)
91, Rakhial Dhanlaxmi Society,
Opp. C.M.C. Factory, Odhav Road,
Ahmedabad-382415.
LIC No. AMC-CW-0529160722R1

C.O.W.

Sthapatya Infrastructure
(Developer)
Shri Vipulbhai D Sheth & Partners
406, Shantimall, Sattadhar Char Rasta,
Sola Road, Ghatlodia, Ahmedabad-380061
Lic. No DEV 417190620 Dt. 20.06.2015

AUTHORITY

Ahmedabad Municipal Corporation
Case No. : BLNTI/NWZ/011218/CGDCRV/A0894/R0/M1
Zone: NORTH WEST
Plan Approved as per terms and condition mentioned in the Commencement Certificate
Raja Chitthi Number : 0093D/011218/A0894/R0/M1
Date : 17/01/2019

T.D. Sub Inspector(B.P.S.P.) | T.D. Inspector (B.P.S.P.) | Asst. T.D.O. (B.P.S.P.)