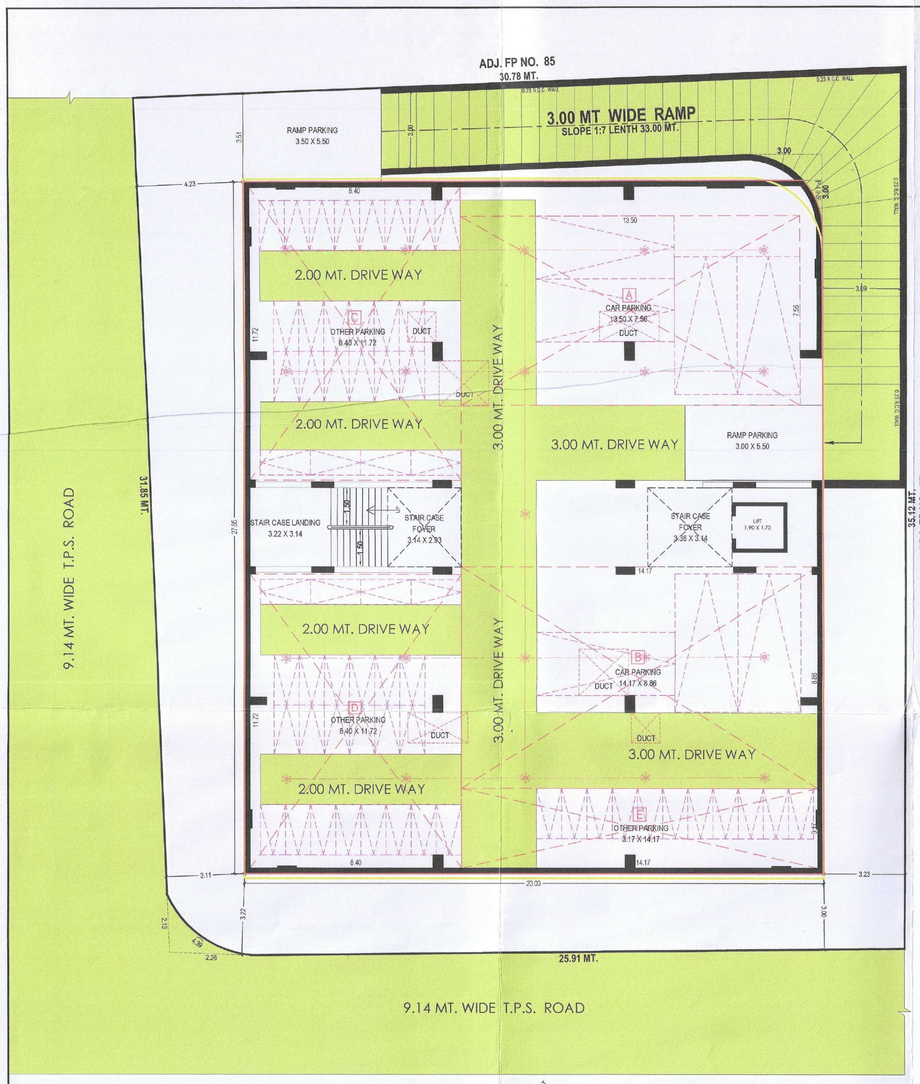

PARKING PLAN
BASEMENT

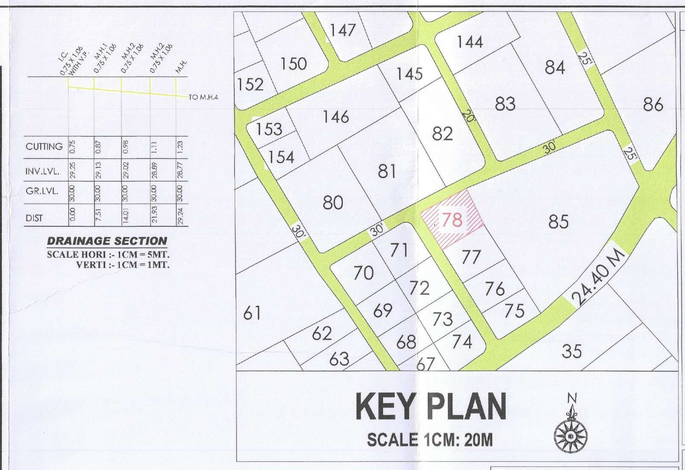

KEY PLAN
SCALE 1CM: 20M

CUTTING	0.75	7.25	0.87	0.98	1.11	1.23	
INV.LVL.	29.25	29.13	29.02	28.89	28.77	28.63	
GR.LVL.	30.00	30.00	30.00	30.00	30.00	30.00	
DIST	0.00	7.51	14.01	21.93	29.24		

DRAINAGE SECTION
SCALE HORI :- 1CM = 5MT.
VERTI :- 1CM = 1MT.

GENERAL NOTES

- IT IS CERTIFIED THAT PLOT UNDER REFERENCE IS SURVEYED BY ME AND THE DIMENSIONS OF ALL SIDES OF PLOT AND PLOT AREA AS SHOWN IN PLAN ARE MEASURED BY ENGINEER ON RECORD AND IN ACCORDANCE WITH OWNERSHIP/REVENUE RECORD.
- ENGINEER IS FULLY RESPONSIBLE FOR LEAVING OPEN MARGINAL SPACE AND MARGIN.
- THE DEPTH AND POSITION OF EXISTING MUNICIPAL MAINHOLE IS VERYFIED BY ME ON SITE AND PREMISES CAN GET DRAINAGE CONNECTION.
- IT IS CERTIFY THAT ACCORDING TO C.G.D.C.R.-2017, ALL REQUIREMENTS OF THE BUILDING ARE CHECKED AND NECESSARY ACTIONS ARE TAKEN.
- IT IS CERTIFY THAT ACCORDING TO THE CLAUSE NO. 4.4.3 OF THE C.G.D.C.R.-2017, THE STRUCTURE OF THE BUILDING IS DESIGNED AS PER THE NORMS OF THE INDIAN STANDARDS.
- DESIGN OF STAIRCASE AND RAILING IS PROVIDED AS PER THE PROVISION OF THE CLAUSE NO. 13.1.11 AND 13.1.13 OF C.G.D.C.R.-2017
- PEDESTRIANS RAMP IS PROVIDED AS PER THE PROVISION OF THE CLAUSE NO.13.1.14 OF C.G.D.C.R.-2017.
- LIFT IS PROVIDED AS PER THE PROVISION OF THE CLAUSE NO. 13.12 OF C.G.D.C.R.-2017
- WATER TANK IS PROVIDED AS PER THE PROVISION OF THE CLAUSE NO. 13.6 OF C.G.D.C.R.-2017
- LETTER BOX FOR EACH UNIT SHALL BE PROVIDED AT GROUND FLOOR LEVEL FOR EACH UNIT.
- WATER TANK FOR FIRE SAFETY REQUIREMENT PROVIDED AS PER FIRE PREVENTION AND FIRE SAFETY ACT-2016
- ELECTRICAL INFRASTRUCTURE SHALL BE PROVIDED AS PER CLAUSE NO.13.11 OF C.G.D.C.R.-2017
- DRINKING WATER FACILITY FOR DISABLED PERSONS IS PROVIDED AS PER CLAUSE NO. 13.6.2 OF C.G.D.C.R.-2017
- DRAINAGE FACILITY IS PROVIDED AS PER THE CLAUSE NO. 13.10OF C.G.D.C.R.-2017
- SIGNAGES OF THE PARKING PLACE IS TO BE PROVIDED AS PER THE PROVISIONOF THE CLAUSE NO.13.7 OF C.G.D.C.R.-2017
- ENTRANCE OF THE BUILDING IS PROVIDED AS PER THE CLAUSE NO.13.1.6 OF C.G.D.C.R.-2017
- THE PAVING OF BUILDING UNIT/INNAL PLOT AS PER THE PROVISION OF THE CLAUSE NO.13.1.3 OF C.G.D.C.R.-2017
- THE STRUCTURAL DESIGN OF BUILDING IS AS PER NORMS OF SPACIFIED IN THE INDIAN STANDARD AND NECESSARY ACTION SHALL BE TAKEN FOR THE STRUCTURAL SAFETY DURING CONSTRUCTION.
- RAIN WATER STORAGE TANK AND RAIN WATER HARVESTING SYSTEM SHALL BE PROVIDED AS PER CLAUSE NO.17.2 OF C.G.D.C.R.-2017
- COMMUNITY BIN PROVIDED AS PER THE PROVISION OF THE CLAUSE NO.17.2.4 & 17.2.5 OF C.G.D.C.R.-2017
- GREY WATER RECYCLING SYSTEM & DUAL PLUMBING SYSTEM IS PROVIDED AS PER THE CLAUSE NO.17.3 OF C.G.D.C.R.-2017
- TREE PLANTATION IS PROVIDED AS PER THE CLAUSE NO.17.4 OF C.G.D.C.R.-2017
- SOLAR ASSISTED WATER HEATING SYSTEM SHALL BE PROVIDED AS PER CLAUSE NO.17.5 OF C.G.D.C.R.-2017
- POLLUTION CONTROL SYSTEM IS PROVIDED AS PER THE CHAPTER NO.18 OF C.G.D.C.R.-2017
- FIRE SAFETY SYSTEM IS PROVIDED AS PER CHAPTER 14 OF C.G.D.C.R.-2017
- FIRE SAFETY PROVISION SHALL BE MADE AS PER FIRE PREVENTION AND LIFE SAFETY MEASURES REGULATION-2016 AND FIRE PREVENTION AND LIFE SAFETY MEASURES REGULATION-2013
- MAINTANANCE AND UPGRADATION OF BUILDING IS AS PER CHAPTER NO.19 OF C.G.D.C.R.-2017
- MARGINAL SPACE& BASEMENT SLAB SHALL HAVE LOAD BEARING CAPACITY OF 40/60 TONNES PER SQURE METER SHALL BE PROVIDED AS PER CHAPTER NO.14 OF C.G.D.C.R.-2017 AND FIRE PREVENTION AND FIRE SAFETY ACT-2016
- ROOF TOP SOLAR ENERGY INSTALLATION & GENERATION SHALL BE PROVIDED AS PER CLAUSE NO.17.5.1 OF C.G.D.C.R.-2017
- THE GLAZED SURFACE AREA OF THE EXTERNAL FACADE SHALL BE NON REFLACTIVE AND PROVIDED UP TO MAX OF 50 % OF THE TOTAL SURFACE AREA OF EACH FACADE WITH THE PROVISION OF SAFETY RAILLING UP TO SILL LEVEL AS PER CLAUSE NO.13.13 OF C.G.D.C.R.-2017



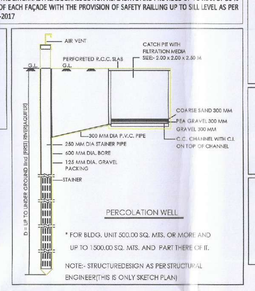

The fire Protection System

1. All basement parking and HPP shall be fully sprinkled.
2. All lower basement should havepositive pressure ventilations.
3. Electric cable shaft should have fire resistant doors.

PARKING AREA CALCULATION

PARKING REQUIRED @ 20 % OF USTILISED F.S.I 2683.51 SQMT. = 536.70 SMT.

NO. OF VEHICALS		REQD. SQ.MT.	PROVIDED SQ.MT.
CARS	50%	268.35	297.82
OTHERS & SCOOTER	40%	214.68	196.90
VISITOR	10%	53.67	76.08
TOTAL		536.70	570.80

PARKING PROVIDED ON BASEMENT.

CAR PARKING

A.	13.50X7.56	=	102.06
B.	14.17X8.86	=	125.55
			227.61 SQ.MT.

OTHER PARKING

C.	8.40X11.72	=	98.45
D.	8.40X11.72	=	98.45
			196.90 SQ.MT.

PARKING PROVIDED ON G.F.

CAR PARKING

F.	6.10X11.51	=	70.21 SQ.MT.

VISITOR'S PARKING

G.	6.61X11.51	=	76.08 SQ.MT.

CONTAINER BIN CALCULATION (RESIDENCE)

TOTAL NOS OF UNIT = 28 NOS
CONT REQ = 1 UNIT = 1 NOS. (80 LTRS CAP.)
MAXIMUM CAPACITY OF CONTAINER = 80 LTRS.
80 LTRS = 8 UNIT = 1 CONT (80 LTRS CAP.)
= 28 NOS UNITS / 8
= 3.5 CONTAINER REQUIRED
SAY = 4 NOS CONTAINER REQUIRED
4 NOS CONTAINER PROVIDED OF 80 LTR CAP.

PERCOLATING PIT CALC

PLOT AREA = 1038.00 SQ.MT.
4000.00 SMT = 1 NO PER WELL
= 1038.00 / 4000
= 0.25 NOS PER WELL REQD
SAY 1 NOS PER WELL PROVIDED

TREE PLANTATION CALCULATION

PLOT AREA = 1038.00 SQ.MT.
200.00 SMT = 5 NO TREES REQD
= 1038.00 / 200 X 5
= 25.95 NOS TREES REQD
= 26.00 NOS TREES PROVIDED

THE BASIC REQUIREMENTS FOR FIRE PROTECTION OF RESIDENTIAL BUILDING IN AMC AND AUDA AREA

1. HYDRANT SYSTEM
ON/OFF switches located near the hose reel hose or hydrant outlet, at each floor for the

make Fire Pump at the underground water tank with a capacity to discharge 900 liters per minute at 3 bar pressure as mentioned at the terrace level should be installed.
The Riser for the buildings exceeding 18 meters and above 18 meters height should not be of less than 100 mm. internal diameter. The Riser should be connected to the bottom of the terrace tank with a stop valve and a NRV to act as a Down-comer.
One riser is required for every 1000 sq. meters floor area and if the building is divided into two or more parts then each part should have a separate riser with all the fittings at each floor level. Each floor should have one hydrant outlet with a coupling for attaching a 63 mm dia. hose & 25 mm. bore Hose-reel hose with 8 mm. SS. Shut off nozzle at each floor landing. The length of the hose reel hose should be equal to the farthest corner of the floor. Hose-box with 15 meters long 63 mm. dia hose and 12.5 mm. bore nozzle at alternate floors. The Hose-reel hose coiled or coupled to the Riser.
Fire-service inlet should be installed at a point near the entry to the premises where a Fire service vehicle can approach easily.
A permanent hydrant point comprising of 63 mm dia size 2nos of hydrant valves should be installed at the terrace level.
Overhead tank Refilling Inlet connection would be done at the terrace level.
The Overhead tank shall be of a capacity of not less than 20,000 litres. The Underground tank shall be of not less than 1,00,000 litres.

2. FIRE LIFT
The Fire Lift and all the lifts should have a provision to ground automatically in case of electricity failure. Each building should have at least one lift as a Fire Lift and if the building is divided into two or more parts then each part should have a Fire-Lift. Lift well should have bitumen in protected the lift well so constructed that it will automatically operate where down call point is operate, so that it prevents the lift well getting smoke logged.

3. FIRE ALARM
Fire alarm call point to be installed at each floor with proximity sounders capable of being heard throughout the building.

4. FIRE EXTINGUISHERS
One Carbon Dioxide (CO2) type extinguisher of 4.5 kg. with B1 rating, and one extinguisher of 5kg. Dry Chemical Powder (DCP) type extinguisher with B1 rating to be installed on each floor in case of commercial building.
One Carbon Dioxide (CO2) type extinguisher of 4.5 kg. with B1 rating, OR Two Carbon Dioxide (CO2) type extinguisher of 2 kg. with B1 rating in each hose reel. Say (5kg. Dry Chemical Powder (DCP) with B1 rating type extinguisher on alternate floors in case of residential buildings.
If the building is divided into two or more parts then each part should have these extinguishers installed.

5. STAIRCASE
The staircases has to be open from at least one or two sides but if the staircase is in the centre core of the building it has to be pressurised to prevent it from getting smoke logged.
The Riser / Down-comer should be located in the staircase or close to it in order it easily approachable in case of Fire from the floor level.

6. BASEMENT
The basement of 200 sq. metres or more should be provided with Automatic Sprinkler system with at least one sprinkler head for actual Carpetting space.
Additionally be protected by a hydrant vertical and two 25 mm. bore Hose-reel hoses with 8 mm. bore nozzles at each basement level.

7. LIGHTENING ARRESTER
A lightening arrester should also be installed and be properly earthed to prevent damage to the building when the lightening strikes.

8. PHOTO LUMINESCENT (GLOW) SIGNAGES
If the building falls in a confined area or if it has an enclosed staircase or is not well lit-up on the inside, then adequate photo luminescent / glow paint signages should be displayed at each floor / landing / pathway / dead-end and along all exit routes leading to the ground level. The signage should indicate fire fighting, fire safety, first aid and other safety equipment present on the respective floor/landing/pathway/dead-end and along all exit routes leading to the ground level.

9. ELECTRIC POWER SUPPLY TO THE ENTIRE FIRE-SAFETY SYSTEM
Electricity supply to the fire pump, fire alarm system, staircase pressurization system and fire lift would be made available from the main Electrical supplies (i.e. from Electrical power supply of the company). This is to ensure availability of power supply to the Fire Protection & Safety system even after the main electrical supply to the building is switched off at the time of fire.

V. IMPORTANT INSTRUCTION
After inspection of a low-rise building the fire-fighting services connection, if the fire station concerned feels the need for additional fire prevention / protection measures / ventilation (extent required of equipment (i.e. Passive system / Suppression centres / Fire door - Window / Detection system / Active system / Sprinkler / Deluge/etc.) as per the load / Fire risk / Public gathering Potential / Occupancy / Confined area, those additional measures / equipment have to be implemented / installed.

10. FIRE ALARM CALL POINTS.
EACH FLOOR HAVE A FIRE ALARM CALL POINT INSTALLED.

SYMBOL	DESCRIPTION
	FIRE HYDRANT DISTRUMPIP
	D.C.P. OR C.P.E.
	ON SINGLE HEADED HYDRANT VALVE
	SLUICE VALVE
	NON RETURNT VALVE
	TWO WAY STAINESE CONNECTION
	RISE OR DROP
	REDUCER
	FIRE HOUSE REE
	FIRE HOUSE BOX
	COUPLE WEDD HYDRANT VALVE
	LANDING HYDRANT VALVE
	AIR RELEASE VALVE

BUILT UP AREA CALCULATION

BUILT UP AREA ON BASEMENT
27.65 X 23.03 = 636.77 SQ.MT.
LESS:-
P-LINE = 0.46 SQ.MT.
BUILT UP AREA ON BASEMENT = 636.77 - 0.46
=636.31 SQ.MT.

SHEET NO.:- 01/04

PLAN SHOWING REVISE RESIDENTIAL APARTMENT BUILD. ON F.P.NO. 78, T.P.S. NO. 6 (PALDI FINAL), MOJE -PALDI , TA. - SABARMATI, DIST.-AHMEDABAD

SCALE : 1 CM = 1.00 MT ZONE : RESIDENTIAL ZONE 1 USE : D/W3

BUILT - UP AREA TABLE:-	IN SQ.MT.
PLOT AREA OF F.P. - 78	1038.00
PERMISSIBLE F.S.I. @ 1.1.8 (1038.00 x 1.8)	1868.40
PERMISSIBLE CHARGABLE F.S.I. @ 0.9 (367.84 x 0.90)	934.20
TOTAL PERMISSIBLE F.S.I. + CHARGABLE F.S.I.	2802.60

	APPROVED	REVISE
PROP. BUILT UP AREA ON BASEMENT	641.31	636.31
PROP. BUILT UP AREA ON GROUND FLOOR(H.P.)	185.35	185.35
PROP. BUILT UP AREA ON GROUND FLOOR(S.P.)	439.51	438.46
PROP. BUILT UP AREA ON FIRST FLOOR	624.86	623.81
PROP. BUILT UP AREA ON SECOND FLOOR	624.86	623.81
PROP. BUILT UP AREA ON THIRD FLOOR	637.82	636.77
PROP. BUILT UP AREA ON FOURTH FLOOR	554.19	612.14
PROP. BUILT UP AREA ON STAIR CABIN & O.H.W.T.	42.73	46.98
TOTAL BUILT UP AREA	3750.63	3803.63

F.S.I. AREA	APPROVED	REVISE
PROPOSED F.S.I. AREA ON GR. FLOOR (S.P.)	393.20	392.15
PROPOSED F.S.I. AREA ON 1ST FLOOR	573.99	572.94
PROPOSED F.S.I. AREA ON 2ND FLOOR	573.99	572.94
PROPOSED F.S.I. AREA ON 3RD FLOOR	585.95	585.90
PROPOSED F.S.I. AREA ON 4TH FLOOR	504.37	591.27
TOTAL USE F.S.I.	2632.50	2685.20
CHARG. F.S.I. AREA USED (2685.20 - 1868.40)		816.80

EQ.TENANT & FLOOR AREA TABLE

FLOOR	USE	EQ.TENA (NOS.) APPROVED	EQ.TENA (NOS.) REVISE	FLOOR AREA APPROVED	FLOOR AREA REVISE
GROUND	PARK+RESI.	04	04	367.39	367.40
FIRST	RESI.	06	06	549.00	548.82
SECOND	RESI.	06	06	549.00	548.82
THIRD	RESI.	06	06	549.00	548.82
FOURTH	RESI.	06	06	563.11	560.28
TOTAL	RESI.	28	28	2510.12	2574.14

COLOUR NOTES
F.P. BOUNDARY
PROP. WORK
APP. WORK
PROP. DR-LINE
ROAD
COMM.BIN
TREES
PER. WELL

R.C.C STAIR DETAIL
WIDTH = 1.50 MT.
TREAD = 0.25 MT.
RISER = 0.18 MT.

OPENING SCHEDULE
D = 1.06 X 2.10
D1 = 0.90 X 2.10
D2 = 0.75 X 2.10
WINDOW
W = 1.80 X 1.20
W1 = 1.50 X 1.20
W2 = 1.05 X 1.20
W3 = 0.60 X 0.90
V = 0.60 X 0.60

વિકાર ડ્રીલર્સ એસોસીએશન
ચેરમેન
સેક્રેટરી
OWNER

For, Shath Developers
Proprietor
DEVELOPER

Gautam A. Panchal
AMC. L. NO. ER/1196030822
SANSKARDHAM, GHODASAR, A'BAD.
ENGINEER

Gautam A. Panchal
AMC. LIC. NO. CW/0846010822
Sanskardham, Ghodasar, A'bad.
C.O.W

Gautam A. Panchal
AMC. L. NO. SD/0364260122R1
SANSKARDHAM, GHODASAR, A'BAD.
STR. ENGINEER

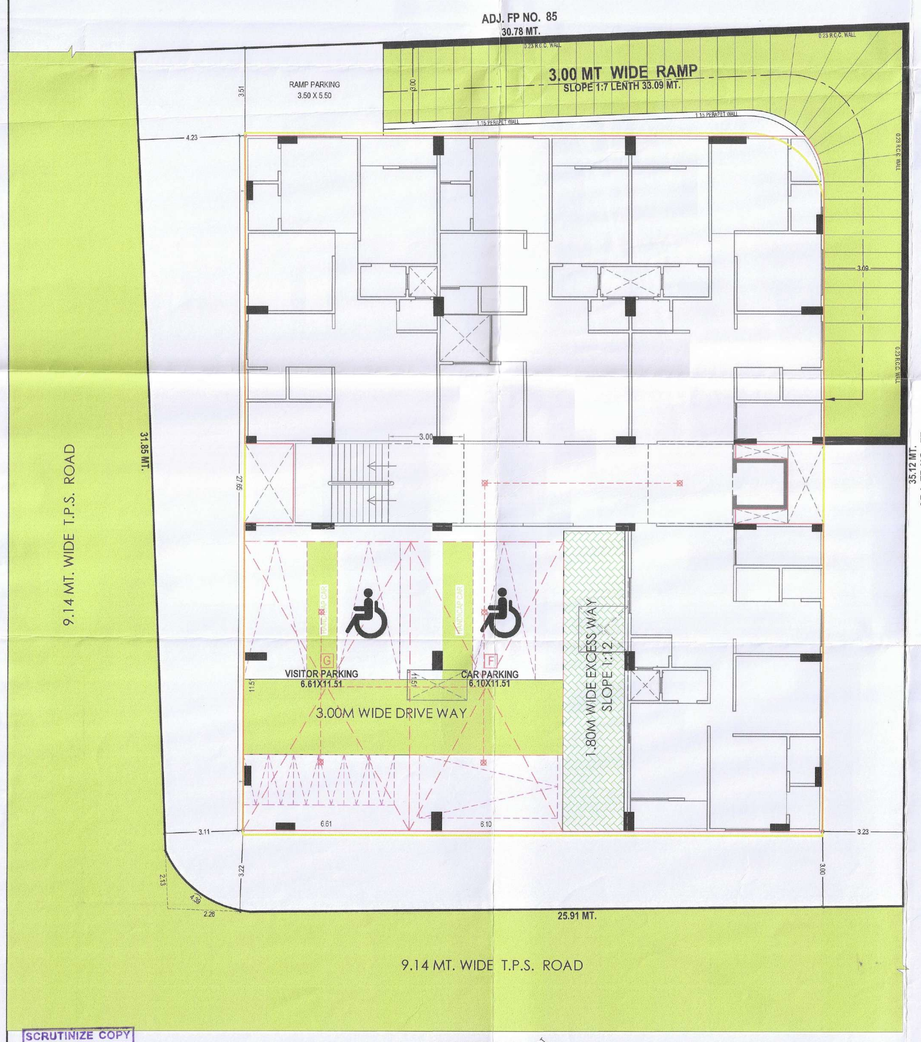

PARKING PLAN
GROUND FLOOR - H.P.

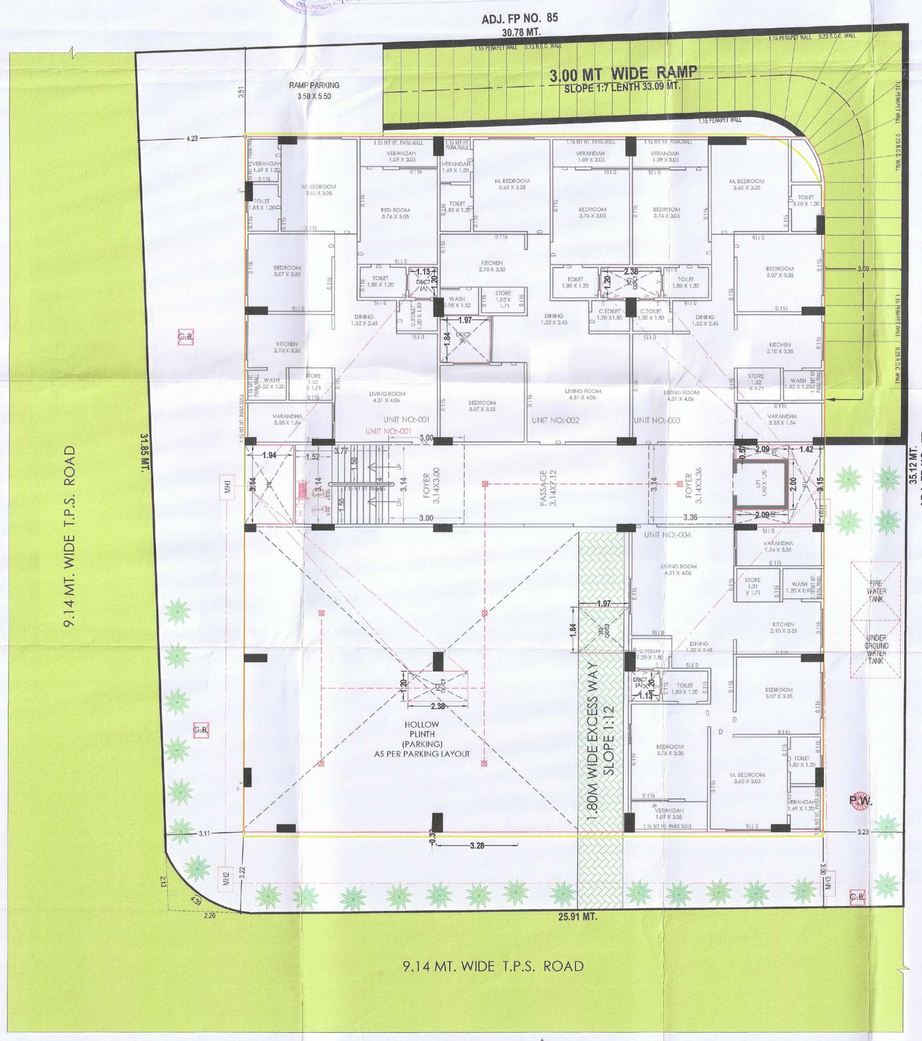

LAYOUT PLAN
GROUND FLOOR

સદર મકરતો ચાર્ટિયલ એફ.એસ.આઈ.ની નોંધણી ના હોવાને સુધરવાના હોઈ,તે વધારાના બાંધકામો ઓ.સી.યુ.પ્રમાણપત્ર અગાઉ સામેના વિભાગનો અભિપ્રાય મેળવવાનો રહેશે.

DISCLAIMER :-
THE APPROVAL OF DRAWINGS AND SPECIFICATIONS DOES NOT ENTITLE THE OWNER OR THE DEVELOPER OR THE ARCHITECT OR THE ENGINEER OR THE SUPERVISOR OR THE STRUCTURAL DESIGNER OR THE CONTRACTOR FOR ANY DEVIATION IN THE CONSTRUCTION OR ANY VARIATION IN THE USE OF THE BUILDING OR ANY OTHER MATTER IN THE CONSTRUCTION WHICH THE CONTRAVENES THE PROVISIONS OF THE ACT OR THE RULES OR REGULATIONS MADE THEREUNDER.

RESPONSIBILITY (C.G.D.C.R.-2017 CL. NO. 4.3.4 & 4.4.5) :-
APPROVAL OF DRAWINGS AND ACCEPTANCE OF ANY STATEMENT, DOCUMENTS, STRUCTURAL REPORT, STRUCTURAL DRAWINGS, PROGRESS CERTIFICATE OR BUILDING COMPLETION CERTIFICATES SHALL NOT ERIGHARGE THE OWNER, ENGINEER, ARCHITECT, CLERK OF WORKSITE SUPERVISOR, STRUCTURAL DESIGNER, DEVELOPER, OWNER FROM THEIR RESPONSIBILITIES, IMPOSED UNDER THE ACT, THE DEVELOPMENT CONTROL REGULATIONS AND THE LAWS OF TORT AND LOCAL ACTS.
LIABILITY (C.G.D.C.R.-2017 CL. NO. 3.3.2) :-
NOTWITHSTANDING ANY DEVELOPMENT PERMISSION GRANTED UNDER THE ACT AND THESE REGULATIONS, ANY PERSON UNDERTAKING ANY DEVELOPMENT WORK SHALL CONTINUE TO BE WHOLLY AND SOLELY LIABLE FOR ANY INJURY OR DAMAGE OR LOSS WHATSOEVER THAT MAY BE CAUSED TO ANY ONE IN OR AROUND THE AREA DURING SUCH CONSTRUCTION AND NO LIABILITY WHATSOEVER IN THIS REGARD SHALL BE CAST ON THE AUTHORITY.

Ahmedabad Municipal Corporation
Case No. : BLNTS/WZ/141019/CGDCR/V/A2903/R1/M1 Zone: WEST
Plan Approved as per terms and condition mentioned in the Commencement Certificate
Raja Chitthi Number : 93525/141019/A2903/R1/M1
Date : 06/08/2020

T.D. Sub Inspector(B.P.S.P.) | T.D. Inspector (B.P.S.P.) | Asst. T.D.O. (B.P.S.P.) | AUTHORITY

SCRUTINIZE COPY
NO. 833/TD DT. 20/08/2020
TDO, BPSP, AMC