## DOORS AND WINDOWS SCHEDULE

| | SIZE | REMARKS |
|---|---|---|
| D1 | 2.10 X 0.90 | A.L. SHUTTER DOOR |
| D2 | 1.05 X 2.10 | T.W. FRAMED PANELLED DOOR |
| D3 | 0.85 X 2.10 | T.W. FRAMED PANELLED DOOR |
| D4 | 0.75 X 2.10 | T.W. FRAMED PARTLY GLAZED PATELI DOOR |
| W | 1.05 X 1.20 | T.W. FRAMED GLAZED PANELLED WINDOW |
| W1 | 1.05 X 1.20 | T.W. FRAMED GLAZED PANELLED WINDOW |
| W2 | 1.20 X 1.20 | T.W. FRAMED GLAZED PANELLED WINDOW |
| W3 | 0.90 X 1.20 | T.W. FRAMED GLAZED LOUVERED WINDOW |
| V | 0.75 X 0.60 | T.W. FRAMED GLAZED LOUVERED WINDOW |

## WINDOW OPENING SCHEDULE

| TYPE OF ROOM | CARPET AREA (SQ. MT.) | REQUIRED WINDOW (10% OF F.A.) | PROPOSED WINDOW |
|---|---|---|---|
| RESTAURANT | 100.12 SQ. MT. | 10.10 SQ. MT. | 20.25 SQ. MT. |
| RECEPTION & CONFERENCE | 104.82 SQ. MT. | 24.00 SQ. MT. | 24.00 SQ. MT. |

## BUILT UP AREA STATEMENTS

CLUB HOUSE (COMMUNITY HALL)

| FLOOR | BUILT UP AREA |
|---|---|
| GROUND FLOOR | 294.57 |
| TOTAL | 294.57 SQ.MT |

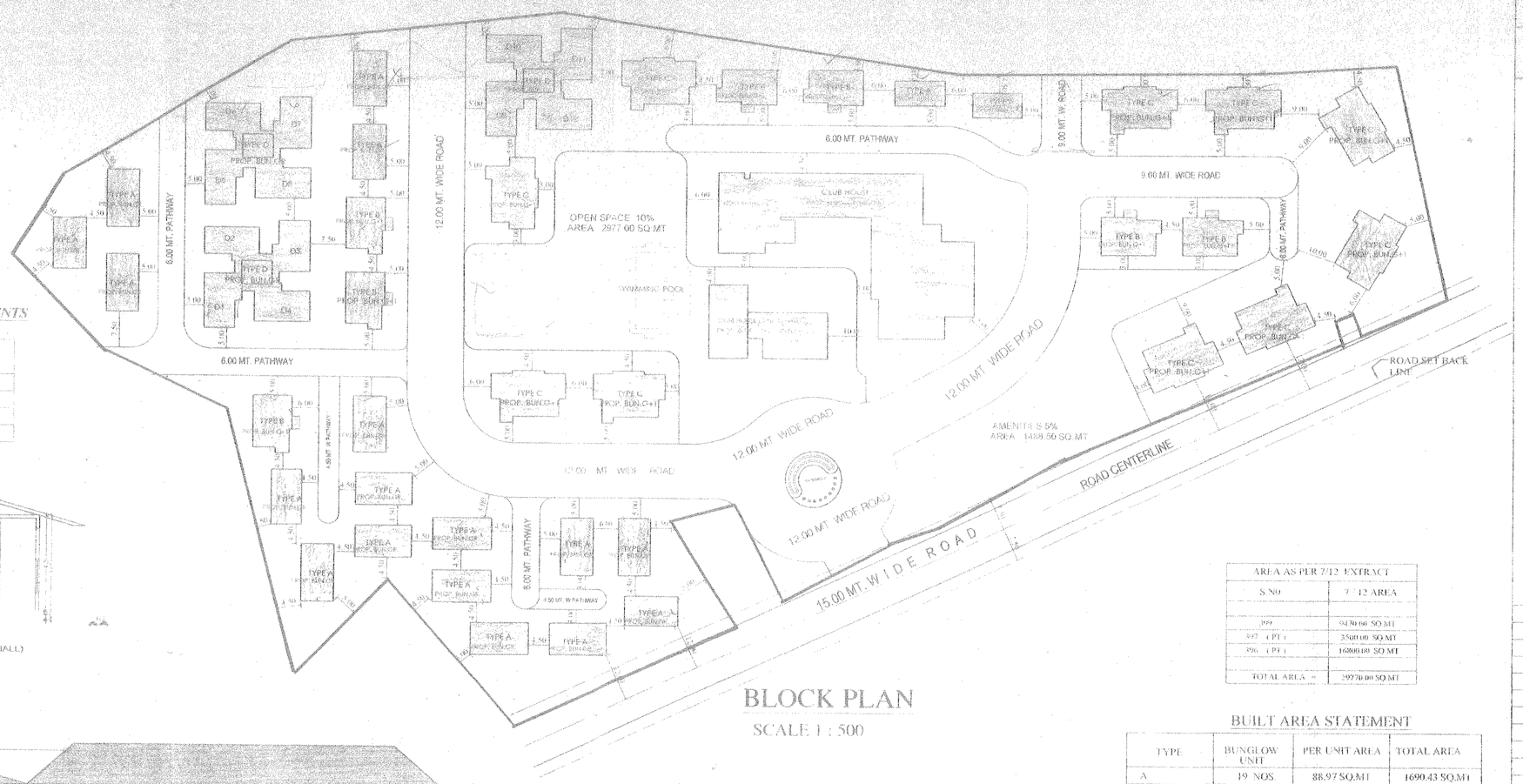


## BLOCK PLAN

SCALE 1 : 500

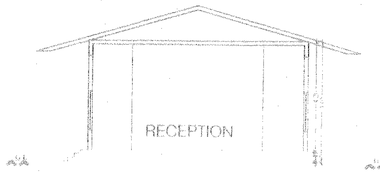


SECTION = R - S'
CLUB HOUSE (DINING HALL)
SCALE : 1:100

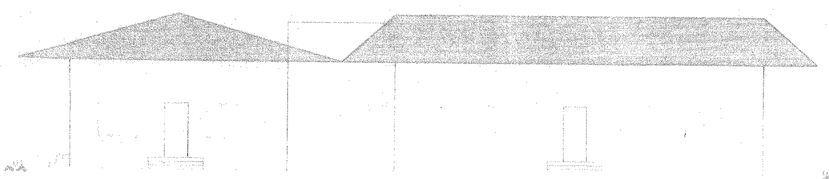

FRONT ELEVATION
CLUB HOUSE (DINING HALL)
SCALE : 1:100

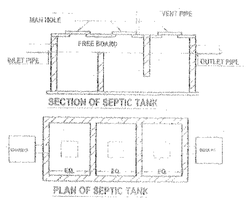


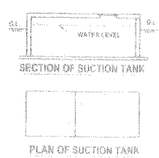





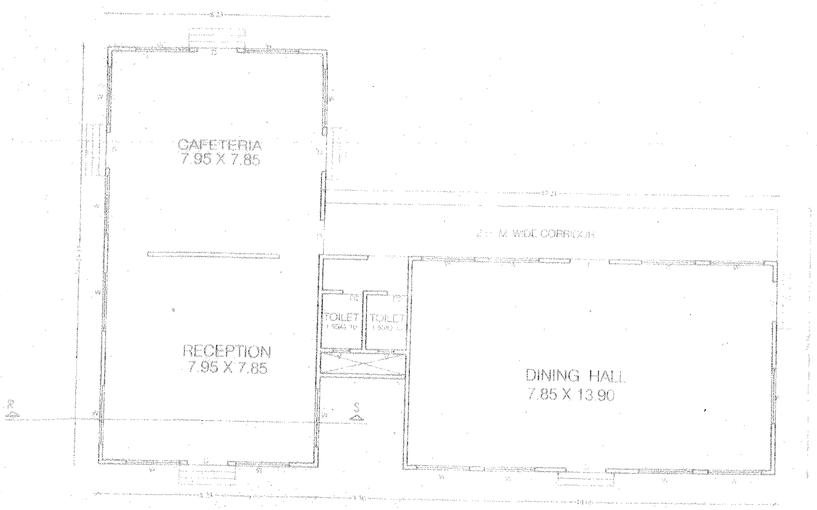


## GROUND FLOOR PLAN

CLUB HOUSE (DINING HALL)
(SCALE 1:100)



BUILT UP AREA DIAGRAM (GROUND FLOOR)
CLUB HOUSE (DINING HALL)
(SCALE 1:100)

| AREA AS PER 7/12 EXTRACT | |
|---|---|
| S.NO | 7/12 AREA |
| 399 | 9470.00 SQ.MT |
| 397 (PT) | 3500.00 SQ.MT |
| 396 (PT) | 16800.00 SQ.MT |
| TOTAL AREA = | 29770.00 SQ.MT |

## BUILT AREA STATEMENT

| TYPE | BUNGLOW UNIT | PER UNIT AREA | TOTAL AREA |
|---|---|---|---|
| A | 19 NOS. | 88.97 SQ.MT | 1690.43 SQ.MT |
| B | 07 NOS. | 187.26 SQ.MT | 1310.82 SQ.MT |
| C | 10 NOS. | 263.40 SQ.MT | 2634.00. SQ.MT |
| D (D1 TO D12) | 03 NOS. | 413.23 SQ.MT | 1239.69 SQ.MT |
| CLUB HOUSE | 1 NOS. | 1810.46 SQ.MT | 1810.46 SQ.MT |
| CLUB HOUSE | 1 NOS. | 294.57 SQ.MT | 294.57 SQ.MT |
| TOTAL | 41 NOS. | | 8979.97 SQ.MT |

PROPOSED SITE

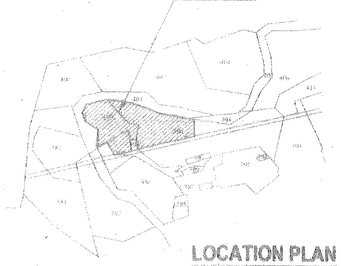

## LOCATION PLAN

SCALE =N.T.S

## BUILT UP AREA CALCULATION (GROUND FLOOR)

CLUB HOUSE (DINING HALL)

| | | | | | | |
|---|---|---|---|---|---|---|
| A | 25.39 | X | 16.15 | X | 1.50 | 412.28 SQ.MT |
| | | | | | TOTAL AREA(G) | 412.28 SQ.MT. (X) |

DEDUCTIONS

| | | | | | | |
|---|---|---|---|---|---|---|
| 1 | 17.36 | X | 6.00 | X | 1.50 | 104.16 SQ.MT |
| 2 | 3.86 | X | 4.41 | X | 1.50 | 12.71 SQ.MT |
| | | | | | TOTAL DEDUCTION | 116.71 SQ.MT. (Y) |
| TOTAL BUILT UP AREA (X - Y) = | | | | | | 294.57 SQ.MT |

COMPRISE OF SHEET :-
BLOCK PLAN, LOCATION PLAN, DOOR AND WINDOW SCHEDULE
BUILT UP AREA SUMMARY

(1707)

## APPROVING AUTHORITY

SHEET NO - 3 / 1

या नकाशाचे पत्र क्र. जिसे/रचांकण/वाप H-साहाप/ पार-ज्ञा/१९४
सर्वसाधारण/ १९८१ ... दिनांक २०.६.२०१५ नगरीय सरीचा जारी
रहून विकास रचाने दुरुस्ती सुधारित नकाशे
बांधकामाकरीता नगररचना मंजुरीसाठी शिफारस

सहायक संचालक,
नगर रचना, ठाणे.

*NOTES :-*

1. All dimensions are in meter
2. Boundary of plot shown in BLACK
3. Proposed work shown in RED
4. Drainage work shown in red dotted
5. Internal wall / external wall = 0.15 m. thick.

| A | AREA STATEMENT | SQ.MT |
|---|---|---|
| 1 | AREA OF PLOT | 29770.00 |
| | TOTAL AREA | 29770.00 |
| 2 | NET PLOT AREA | 29770.00 |
| 3 | DEDUCTIONS FOR . | |
| | AREA UNDER OPEN SPACE 10% | 2977.00 |
| | AREA UNDER AMINITY SPACE 5% | 1488.50 |
| | AREA UNDER INTERNAL ROAD | 5757.05 |
| | TOTAL | 10222.55 |
| 4 | BALANCE AREA OF PLOT (3 - 4) | 19547.45 |
| 5 | F.S.I. PERMISSIBLE | 0.75 |
| 6 | AREA CONSIDERED FOR F.S.I CALCULATION | 29770.00 |
| 7 | PERMISSIBLE FLOOR AREA ( 5 x 6 ) | 22327.50 |
| 8 | EXISTING FLOOR AREA | NIL |
| 9 | PROPOSED AREA | 8979.97 |
| 10 | EXCESS BALCONY AREA TAKEN IN F.S.I | NIL |
| 11 | TOTAL BUILT UP AREA | 8979.97 |
| 12 | F.S.I. CONSUMED | 0.30 |

### CERTIFICATE OF AREA

CERTIFIED THAT I HAVE SURVEYED THE PLOT UNDER REFERENCE OF 20.01.2014 AND THAT THE DIMENSIONS OF THE INDEX ETC. OF THE PLOT STATED ON THE PLAN ARE AS MEASURED ON SITE AND THE AREA SO WORKED OUT IS 29770.00 SQ.MTS. AND TALLIES WITH THE AREA STATED IN THE DOCUMENT OF OWNERSHIP/TOWN PLANNING SCHEME RECORDS.

SIGNATURE OF ARCHITECT

### DESCRIPTION OF PROPOSAL & PROPERTY

PROPOSED RESIDENTIAL LAYOUT ON S.NO.396 ( PT ) 397 ( PT ) & 399 AT VILL. - SATHGAON, TAL.- SAHAPUR, DIST. THANE.

| NAME & SIGNATURE OF OWNER | SIGNATURE OF ARCHITECT |
|---|---|
| MR. JOHN MATHEW<br>SIGNATURE | (VARGHESE TOMY) |

| DRG.NO. | JOB.NO. | SCALE | DATE | DRAWN BY |
|---|---|---|---|---|
| 1 | C-05 | AS SHOWN | 11/03/2013 | TITENDRA |

NORTH

ARCHITECTS & CONSULTANTS

De-con Consultants
ARCHITECTS, INTERIOR DESIGNERS, REGD. VALUERS & PROJECT CONSULTANTS B-1, RAJASHREE TOWER, BAMBAWADI, LANE No. 6, KALYAN(WEST)-421 301. Tel. 5017659.