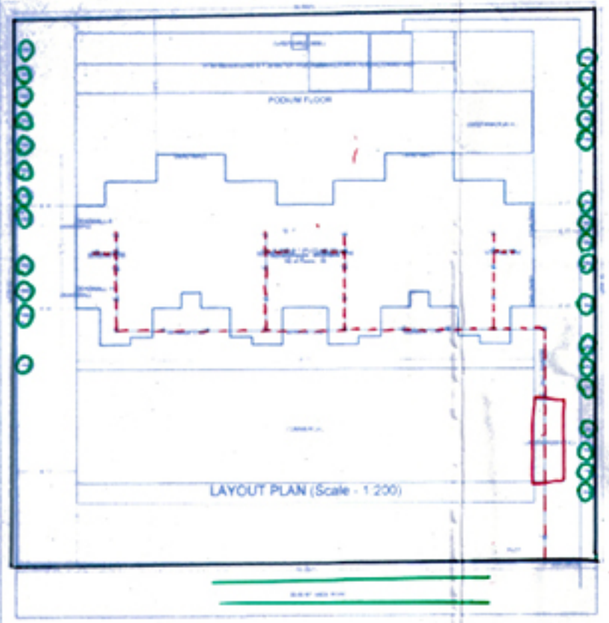

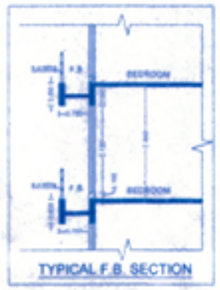

TYPICAL F.B. SECTION

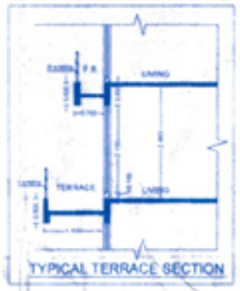

TYPICAL TERRACE SECTION

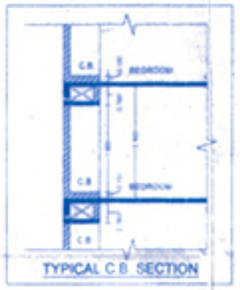

TYPICAL C.B. SECTION

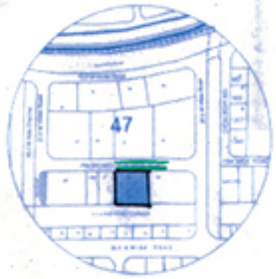

ENTRANCE GATE(ELEVATION)

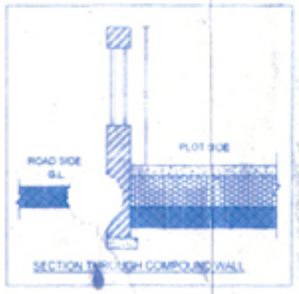

SECTION THROUGH COMPOUND WALL

DETAIL OF FOOTING

SEAL OF APPROVAL

APPROVED SUBJECT TO THE CONDITION MENTIONED IN the office letter

No. 1078 ¹

Dated 07 JUN 2017

Sr.Planner(Town Planner)(SP)
CIDCO of Maharashtra Ltd.
Raigad Bhavan, 4th Floor,
Plot No.4, Sector-11,
CBD-Belapur, Navi Mumbai.

AREA STATEMENT	TOTAL
1) AREA OF PLOT	[illegible]
2) PROPOSED FSI AREA	[illegible]
3) PROPOSED FSI %	[illegible]
4) PERMISSIBLE BUILT UP AREA	[illegible]
5) TOTAL PERMISSIBLE BUILT UP AREA	[illegible]
6) PROPOSED BUILT UP AREA	[illegible]
(a) PROPOSED RESIDENTIAL AREA	[illegible]
(b) PROPOSED RETAIL AREA	[illegible]
(c) PROPOSED INDUSTRIAL AREA	[illegible]
(d) PROPOSED SOCIAL USE AREA	[illegible]
7) PROPOSED FSI AREA EXCLUDED	[illegible]
8) BUILTUP AREA RATIO	[illegible]
9) PROPOSED PLINTH AREA	[illegible]
10) PROPOSED STILT AREA	[illegible]
11) PROPOSED OPEN PARKING	[illegible]
12) PROPOSED AMENITIES TERRACE	[illegible]
13) TOTAL COMMON AREA	[illegible]
14) TOTAL FSI AREA PROPOSED	[illegible]
15) TOTAL UNITS	[illegible]
16) NO. OF APARTMENTS	[illegible]
17) NO. OF BUSINESS UNITS	[illegible]
18) NO. OF OTHER UNITS PROPOSED	[illegible]
SPECIFICATIONS	

CERTIFICATE OF AREA

LEGEND

Triangulation (Scale - 1:500)

Total	[illegible]
PLOT	[illegible]
PLOT	[illegible]
TARGET(P)	[illegible]

PARKING CALCULATION

Zone	Area / No. of units	Required parking		Carpet area		Required		Provided	
		Unit	Factor	Sq.Mtr	Nos	Car	Cycle	Car	Cycle
Residential	[illegible]	[illegible]	[illegible]	[illegible]	[illegible]	[illegible]			
Residential	[illegible]	[illegible]	[illegible]	[illegible]	[illegible]	[illegible]			
Residential	[illegible]	[illegible]	[illegible]	[illegible]	[illegible]	[illegible]			
Commercial	[illegible]	[illegible]	[illegible]	[illegible]	[illegible]	[illegible]			
Commercial	[illegible]	[illegible]	[illegible]	[illegible]	[illegible]	[illegible]			
Total	[illegible]				[illegible]				
Total	[illegible]								

WATER REQUIREMENT

Water		Requirement calculation / Water requirement			Consumption per day (Ltr)	Required capacity (Ltr)	Proposed capacity (Ltr)
Domestic	Domestic	[illegible]	[illegible]	[illegible]	[illegible]	[illegible]	
	Flushing	[illegible]	[illegible]	[illegible]	[illegible]	[illegible]	
	Gardening					[illegible]	
	Swimming pool					[illegible]	
	Fire fighting					[illegible]	[illegible]
	Fire fighting					[illegible]	[illegible]
	Total					[illegible]	[illegible]

BUILDING WISE FSI STATEMENT

Building	Residential			Commercial			Amenities	Stilt	Lift	Total	Total FSI
	[illegible]	[illegible]	[illegible]	[illegible]	[illegible]	[illegible]	[illegible]	[illegible]	[illegible]	[illegible]	[illegible]
FSI EXCLUDED	[illegible]	[illegible]	[illegible]	[illegible]	[illegible]	[illegible]	[illegible]	[illegible]	[illegible]	[illegible]	[illegible]
Total	[illegible]	[illegible]	[illegible]	[illegible]	[illegible]	[illegible]	[illegible]	[illegible]	[illegible]	[illegible]	[illegible]

A AND B (PLOT NO 26)

No.	Date
Change	[illegible]

SEPTIC TANK CALCULATION

[illegible]

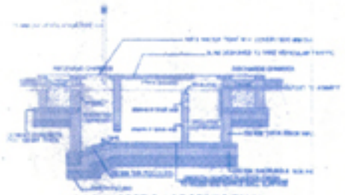

SECTION OF SEPTIC TANK

PLAN OF SOAK PIT

SEPTIC TANK PLAN
TANK SIZE = 6.00 x 3.00 x 4.00

SECTION OF SOAK PIT

OWNER'S NAME For Kalpana Struct-con India LLP

We, Kalpana Struct-con India LLP through its partners hereby undertake that the contents of this drawing are true and correct to the best of our knowledge and belief.

Partner

PROJECT INFORMATION:

PROJECT TYPE:

CONSULTANT NAME:

Stage	Date	Sign

Revision No.	Description of revision	Date	Sign

Drawn by	Checked by	Approved by

This is a system generated drawing as per the soft copy submitted by the Architect / Licensed Engineer