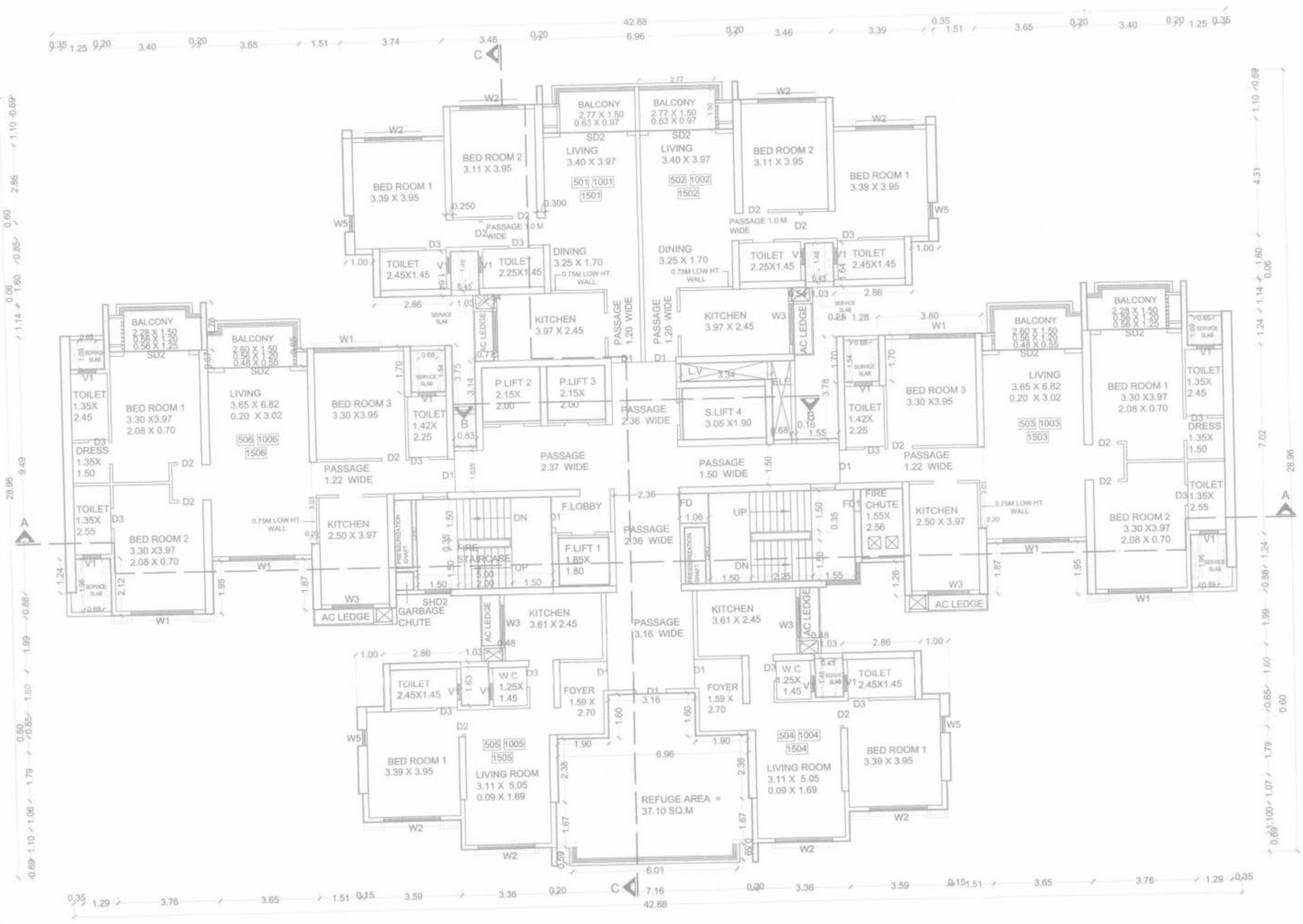

TYPICAL 5TH, 10TH, 15TH REFUGE FLOOR PLAN

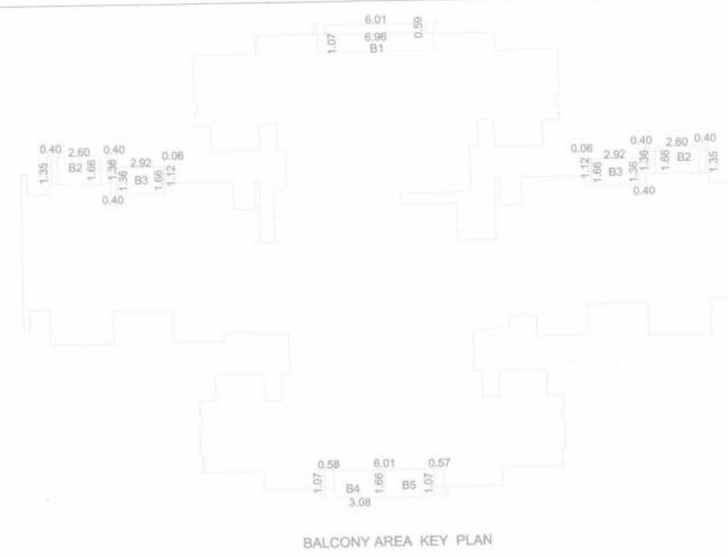

BALCONY AREA KEY PLAN

BALCONY AREA CALCULATION GROUND FLOOR							
B1	6.01	X	0.59	X	1	=	3.52
	6.96	X	1.07	X	1	=	7.48
B2	2.60	X	1.66	X	2	=	8.63
	0.40	X	1.35	X	2	=	1.08
	0.40	X	1.36	X	2	=	1.09
B3	2.93	X	1.66	X	2	=	9.71
	0.40	X	1.36	X	2	=	1.09
	0.06	X	1.12	X	2	=	0.13
B4	3.08	X	1.66	X	1	=	5.11
	0.58	X	1.08	X	1	=	0.62
TOTAL BALCONY AREA						=	38.46

BALCONY AREA CALCULATION 1ST,2ND,3RD,4TH,6TH,7TH,8TH,9TH, 11TH, 12TH, 13TH, 14TH, 16TH, 17TH, 18TH FLOOR							
B1	6.01	X	0.59	X	1	=	3.52
	6.96	X	1.07	X	1	=	7.48
B2	2.60	X	1.66	X	2	=	8.63
	0.40	X	1.35	X	2	=	1.08
	0.40	X	1.36	X	2	=	1.09
B3	2.93	X	1.66	X	2	=	9.71
	0.40	X	1.36	X	2	=	1.09
	0.06	X	1.12	X	2	=	0.13
B5	6.01	X	1.68	X	1	=	9.98
	0.58	X	1.08	X	2	=	1.24
TOTAL BALCONY AREA						=	43.94

BALCONY AREA CALCULATION TYPICAL 5TH, 10TH, 15TH FLOOR							
B1	6.01	X	0.59	X	1	=	3.52
	6.96	X	1.07	X	1	=	7.48
B2	2.60	X	1.66	X	2	=	8.63
	0.40	X	1.35	X	2	=	1.08
	0.40	X	1.36	X	2	=	1.09
B3	2.93	X	1.66	X	2	=	9.71
	0.40	X	1.36	X	2	=	1.09
	0.06	X	1.12	X	2	=	0.13
B5	6.01	X	1.68	X	1	=	9.98
	0.58	X	1.08	X	2	=	1.24
TOTAL BALCONY AREA						=	32.73

STAMP OF APPROVAL

WING : T9

PREVIOUSLY SANCTIONED CC NO./ 3891 / 10 ; DATED 14 / 02/ 2011
PREVIOUS SANCTIONED NO. CC.NO. / 2845 / 12 ; DATED 29.12.12
PREVIOUS SANCTIONED NO. CC.NO. / 0079 / 16 ; DATED 13.04.16
PREVIOUS SANCTIONED NO. CC.NO. / 3603 / 17 ; DATED 28.03.18

LAYOUT SANCTIONED VIDE DPO NO. CC.NO./ 2845 / 12 ; DATED 29.12.12 & CC.NO./ 2845 / 12 ; DATED 29.12.12 REMAIN UNCHANGED AND VALID , TILL ITS FURTHER REVISED APPROVAL
BUILDING PLANS FOR BUILDINGS T1, T2, T7 & T11 SANCTIONED VIDE CC.NO./ 2845 / 12 ; DATED 29.12.12 REMAIN UNCHANGED AND VALID TILL THEIR FURTHER REVISED APPROVAL.

APPROVED SUBJECT TO CONDITION
APPROVED UNDER COMMENCEMENT CERTIFICATE NO.
Building Inspector Assistant Engineer P.M.C

TRUE COPY
LAXMAN THITE
ARCHITECT
18, SHIVAJINAGAR,
PUNE-411 005

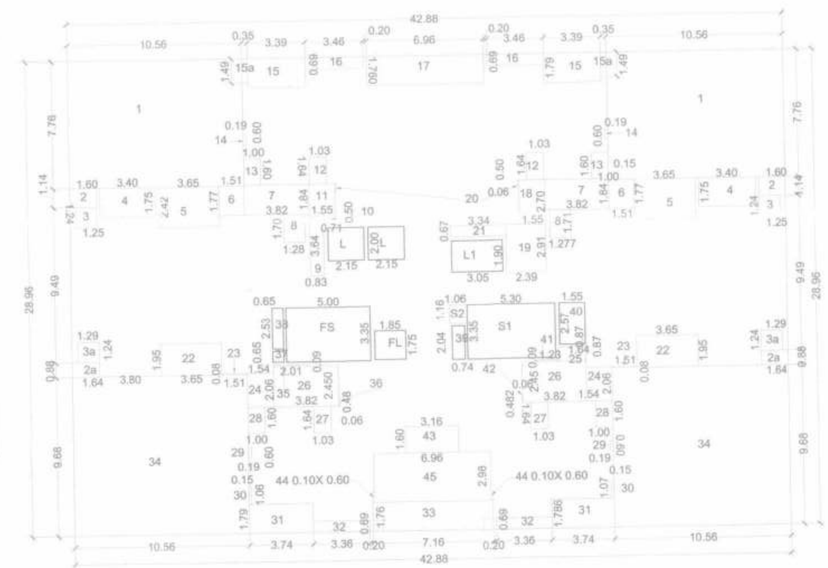

REFUGE AREA CALCULATION 5TH FLOOR							
A	3.16	X	1.60	X	1	=	5.05
B	6.96	X	2.38	X	1	=	16.54
C	7.16	X	1.67	X	1	=	11.99
D	6.01	X	0.59	X	1	=	3.52
TOTAL REFUGE AREA						=	37.10

REQUIRED - REFUGE AREA CALCULATIONS
TOTAL B/UP AREA 6TH & 7TH FLOOR(including balcony)
=(618.82+43.94)+(618.82+43.94) = 1325.52 SQ.M
OCCUPANCY LOAD = 1325.52 / 12.50 = 106.04 SAY 107 NO. OF PERSONS
REQUIRED REFUGE AREA = 107 X 0.30 = 32.10 SQ.M
PROVIDED REFUGE AREA = 37.10 SQ.M

NOTE: SHEAR WALL SIZES AS PER RCC CONSULTANT DRAWING

DOOR SCHEDULE		WINDOW SCHEDULE	
NO	SIZE WXH	NO	SIZE WXH
D1	1.10 X 2.10	W1	2.40 X 1.50
D2	0.90 X 2.10	W2	2.10 X 1.10
D3	0.75 X 2.10	W3	1.50 X 1.20
SD1	1.15 X 2.10	W4	0.90 X 1.50
SD2	0.60 X 2.10	W5	0.60 X 1.50
SD3	1.0 X 2.10	W6	0.84 X 1.50
SD4	0.90 X 2.10	V1	0.65X 1.20
SD5	1.10 X 2.10	V2	0.59X 1.20
SD6	1.50 X 2.10	SHD1	0.68X 1.20
		SHD2	0.64X 1.20
		SHD3	0.83X 1.20
		SHD4	0.60X 1.20

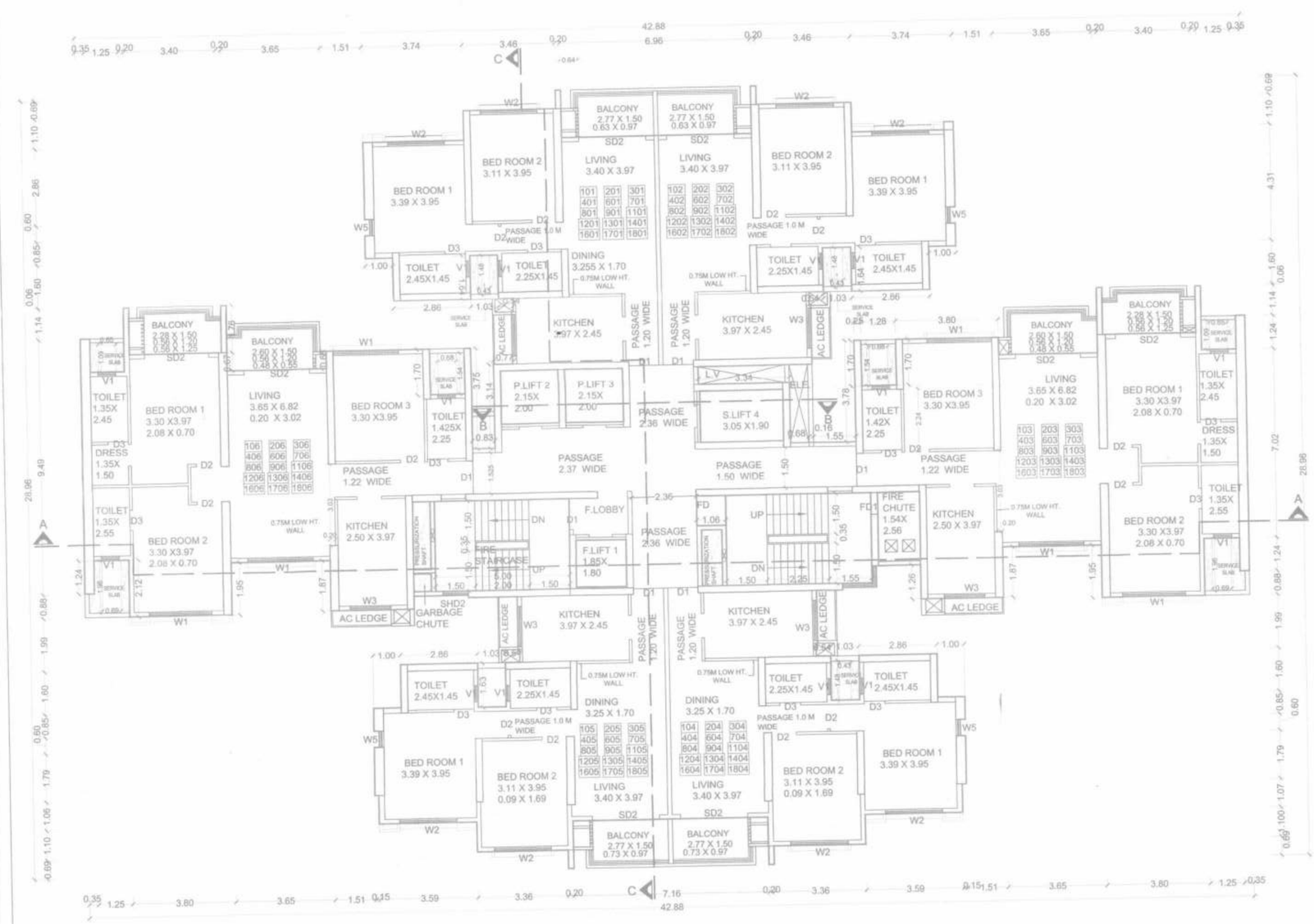

TYPICAL 1ST,2ND,3RD,4TH,6TH,7TH,8TH,9TH, 11TH, 12TH, 13TH, 14TH, 16TH, 17TH, 18TH FLOOR PLAN

AREA CALCULATION OF GROUND FLOOR PLAN (IN SQ.M)							
AREA OF BLOCK							
A	42.88	0.000	28.96	X	1	=	1241.82
DEDUCTION							0.000
1	10.56	X	7.76	X	2	=	163.85
2	1.60	X	1.14	X	2	=	3.65
2a	1.64	X	0.89	X	2	=	2.90
3	1.25	X	1.24	X	2	=	3.10
3a	1.29	X	1.24	X	2	=	3.19
4	3.40	X	1.75	X	2	=	11.90
5	3.65	X	2.43	X	2	=	17.70
6	1.51	X	1.78	X	2	=	5.36
7	3.82	X	1.84	X	2	=	14.03
8	1.28	X	1.71	X	2	=	4.35
9	0.83	X	3.64	X	1	=	3.03
10	0.72	X	0.50	X	1	=	0.35
11	1.55	X	1.84	X	1	=	2.85
12	1.03	X	1.64	X	2	=	3.38
13	1.00	X	1.60	X	2	=	3.20
14	0.19	X	0.60	X	2	=	0.23
15	3.39	X	1.79	X	2	=	12.11
15a	0.35	X	1.49	X	2	=	1.04
16	3.46	X	0.69	X	2	=	4.75
17	6.96	X	1.76	X	1	=	12.25
18	1.55	X	2.70	X	1	=	4.18
19	2.39	X	2.91	X	1	=	6.96
20	0.06	X	0.51	X	2	=	0.06
21	3.34	X	0.67	X	1	=	2.24
22	3.65	X	1.95	X	2	=	14.24
23	1.51	X	0.08	X	2	=	0.23
24	1.54	X	2.06	X	2	=	6.36
25	1.64	X	0.87	X	1	=	1.43
26	3.83	X	2.45	X	2	=	18.74
27	1.03	X	1.64	X	2	=	3.38
28	1.00	X	1.60	X	2	=	3.20
29	0.19	X	0.60	X	2	=	0.23
30	0.15	X	1.06	X	2	=	0.32
31	3.74	X	1.79	X	2	=	13.37
32	3.36	X	0.69	X	2	=	4.61
33	7.16	X	1.76	X	1	=	12.60
34	10.56	X	9.68	X	2	=	204.46
35	2.01	X	0.09	X	1	=	0.18
36	0.06	X	0.48	X	1	=	0.03
37	0.65	X	0.65	X	1	=	0.42
38	0.65	X	2.53	X	1	=	1.64
39	0.74	X	2.04	X	1	=	1.51
40	1.55	X	2.57	X	1	=	3.97
41	1.24	X	0.09	X	1	=	0.11
42	0.06	X	0.48	X	1	=	0.03
FS	5.00	X	3.35	X	1	=	16.76
FL	1.85	X	1.75	X	1	=	3.24
TOTAL DEDUCTION						=	597.72
NET AREA OF BLOCK						=	0.000
=	1241.82	-	597.72			=	644.10
GROUND FLOOR BALCONY AREA						=	38.46
SERVICE SLAB AREA						=	8.10
TOTAL GROSS AREA						=	690.66
STAIRCASE DEDUCTION						=	
S1	5.30	X	3.35	X	1	=	17.766
S2	1.06	X	1.16	X	1	=	1.228
TOTAL						=	18.99
LIFT DEDUCTION						=	
L	2.15	X	2.00	X	2	=	8.600
L1	3.05	X	1.90	X	1	=	5.795
TOTAL						=	14.40
TOTAL DEDUCTION						=	33.39
NET B/UP AREA EACH FLOOR						=	0.000
=	690.66	-	33.39			=	657.27

AREA CALCULATION OF TYPICAL 1ST,2ND,3RD,4TH,6TH,7TH,8TH,9TH, 11TH, 12TH, 13TH, 14TH, 16TH, 17TH, 18TH FLOOR (IN SQ.M)							
AREA OF BLOCK							
A	42.88	0.000	28.96	X	1	=	1241.82
DEDUCTION							0.000
1	10.56	X	7.76	X	2	=	163.85
2	1.60	X	1.14	X	2	=	3.65
2a	1.64	X	0.89	X	2	=	2.90
3	1.25	X	1.24	X	2	=	3.10
3a	1.29	X	1.24	X	2	=	3.19
4	3.40	X	1.75	X	2	=	11.90
5	3.65	X	2.43	X	2	=	17.70
6	1.51	X	1.78	X	2	=	5.36
7	3.82	X	1.84	X	2	=	14.03
8	1.28	X	1.71	X	2	=	4.35
9	0.83	X	3.64	X	1	=	3.03
10	0.72	X	0.50	X	1	=	0.35
11	1.55	X	1.84	X	1	=	2.85
12	1.03	X	1.64	X	2	=	3.38
13	1.00	X	1.60	X	2	=	3.20
14	0.19	X	0.60	X	2	=	0.23
15	3.39	X	1.79	X	2	=	12.11
15a	0.35	X	1.49	X	2	=	1.04
16	3.46	X	0.69	X	2	=	4.75
17	6.96	X	1.76	X	1	=	12.25
18	1.55	X	2.70	X	1	=	4.18
19	2.39	X	2.91	X	1	=	6.96
20	0.06	X	0.51	X	2	=	0.06
21	3.34	X	0.67	X	1	=	2.24
22	3.65	X	1.95	X	2	=	14.24
23	1.51	X	0.08	X	2	=	0.23
24	1.54	X	2.06	X	2	=	6.36
25	1.64	X	0.87	X	1	=	1.43
26	3.83	X	2.45	X	2	=	18.74
27	1.03	X	1.64	X	2	=	3.38
28	1.00	X	1.60	X	2	=	3.20
29	0.19	X	0.60	X	2	=	0.23
30	0.15	X	1.06	X	2	=	0.32
31	3.74	X	1.79	X	2	=	13.37
32	3.36	X	0.69	X	2	=	4.61
33	7.16	X	1.76	X	1	=	12.60
34	10.56	X	9.68	X	2	=	204.46
35	2.01	X	0.09	X	1	=	0.18
36	0.06	X	0.48	X	1	=	0.03
37	0.65	X	0.65	X	1	=	0.42
38	0.65	X	2.53	X	1	=	1.64
39	0.74	X	2.04	X	1	=	1.51
40	1.55	X	2.57	X	1	=	3.97
41	1.24	X	0.09	X	1	=	0.11
42	0.06	X	0.48	X	1	=	0.03
FS	5.00	X	3.35	X	1	=	16.76
FL	1.85	X	1.75	X	1	=	3.24
L	2.15	X	2.00	X	2	=	8.60
L1	3.05	X	1.90	X	1	=	5.79
TOTAL DEDUCTION						=	612.11
NET AREA OF BLOCK						=	0.000
=	1241.82	-	612.11			=	629.71
SERVICE SLAB AREA						=	8.10
TOTAL GROSS AREA						=	637.81
STAIRCASE DEDUCTION						=	
S1	5.30	X	3.35	X	1	=	17.766
S2	1.06	X	1.16	X	1	=	1.228
TOTAL						=	18.99
TOTAL DEDUCTION						=	18.99
NET B/UP AREA EACH FLOOR						=	0.000
=	637.81	-	18.99			=	618.81

AREA CALCULATION OF TYPICAL 5TH, 10TH, 15TH FLOOR (IN SQ.M)							
AREA OF BLOCK							
A	42.88	0.000	28.96	X	1	=	1241.82
DEDUCTION							0.000
1	10.56	X	7.76	X	2	=	163.85
2	1.60	X	1.14	X	2	=	3.65
2a	1.64	X	0.89	X	2	=	2.90
3	1.25	X	1.24	X	2	=	3.10
3a	1.29	X	1.24	X	2	=	3.19
4	3.40	X	1.75	X	2	=	11.90
5	3.65	X	2.43	X	2	=	17.70
6	1.51	X	1.78	X	2	=	5.36
7	3.82	X	1.84	X	2	=	14.03
8	1.28	X	1.71	X	2	=	4.35
9	0.83	X	3.64	X	1	=	3.03
10	0.72	X	0.50	X	1	=	0.35
11	1.55	X	1.84	X	1	=	2.85
12	1.03	X	1.64	X	2	=	3.38
13	1.00	X	1.60	X	2	=	3.20
14	0.19	X	0.60	X	2	=	0.23
15	3.39	X	1.79	X	2	=	12.11
15a	0.35	X	1.49	X	2	=	1.04
16	3.46	X	0.69	X	2	=	4.75
17	6.96	X	1.76	X	1	=	12.25
18	1.55	X	2.70	X	1	=	4.18
19	2.39	X	2.91	X	1	=	6.96
20	0.06	X	0.51	X	2	=	0.06
21	3.34	X	0.67	X	1	=	2.24
22	3.65	X	1.95	X	2	=	14.24
23	1.51	X	0.08	X	2	=	0.23
24	1.54	X	2.06	X	2	=	6.36
25	1.64	X	0.87	X	1	=	1.43
26	3.83	X	2.45	X	2	=	18.74
27	1.03	X	1.64	X	2	=	3.38
28	1.00	X	1.60	X	2	=	3.20
29	0.19	X	0.60	X	2	=	0.23
30	0.15	X	1.06	X	2	=	0.32
31	3.74	X	1.79	X	2	=	13.37
32	3.36	X	0.69	X	2	=	4.61
33	7.16	X	1.76	X	1	=	12.60
34	10.56	X	9.68	X	2	=	204.46
35	2.01	X	0.09	X	1	=	0.18
36	0.06	X	0.48	X	1	=	0.03
37	0.65	X	0.65	X	1	=	0.42
38	0.65	X	2.53	X	1	=	1.64
39	0.74	X	2.04	X	1	=	1.51
40	1.55	X	2.57	X	1	=	3.97
41	1.24	X	0.09	X	1	=	0.11
42	0.06	X	0.48	X	1	=	0.03
43	3.16	X	1.60	X	1	=	5.05
44	0.10	X	0.60	X	2	=	0.12
45	6.96	X	2.98	X	1	=	20.71
FS	5.00	X	3.35	X	1	=	16.76
FL	1.85	X	1.75	X	1	=	3.24
L	2.15	X	2.00	X	2	=	8.60
L1	3.05	X	1.90	X	1	=	5.79
TOTAL DEDUCTION						=	638.00
NET AREA OF BLOCK						=	0.000
=	1241.82	-	638.00			=	603.82
SERVICE SLAB AREA						=	8.10
TOTAL GROSS AREA						=	611.92
STAIRCASE DEDUCTION						=	
S1	5.30	X	3.35	X	1	=	17.766
S2	1.06	X	1.16	X	1	=	1.228
TOTAL						=	18.99
TOTAL DEDUCTION						=	18.99
NET B/UP AREA EACH FLOOR						=	0.000
=	611.92	-	18.99			=	592.93

"This drawing is the property and copyright of Laxman Thite Architect. It shall not be copied or reproduced in any manner whatsoever and shall not be used, even by the owner for which it is meant, for execution of work or for any purpose other than that for which it is intended, without obtaining the express written permission of Laxman Thite Architect. Any such unauthorised use shall be at the sole risk of the person making such use. Laxman Thite Architect shall not be responsible for any such use of the drawing or any information or data contained therein. Any such use by any person other than the owner for which it is meant, shall be at the sole risk and responsibility of such person and the owner shall not be responsible for such use.
- Drawings shall not be scaled but shall be used only for the purpose for which they are meant.
- Contractor to check all dimensions, levels, etc. before commencement of work and report any discrepancies to the Architect.
- Amendments to the drawing, if any, to the work to be carried out while doing construction shall be informed to the architect for approval.
- Contractor to supply all labour, materials, equipment, scaffolding, etc. for the work.
- Contractor to ensure that all the workmanship, construction and finish, materials, components such as R.C. permanent partitions to staircase, permanent or improper fill in the architect material, etc. from approved authorities before commencement of work.
- Contractor to ensure that all the workmanship, construction and finish, materials, components such as R.C. permanent partitions to staircase, permanent or improper fill in the architect material, etc. from approved authorities before commencement of work.
- Contractor shall be responsible for adjustments in the drawing due to site conditions and shall report to the architect.
- Contractor shall be responsible for accidents occurring due to negligence during construction.
- Contractor shall be responsible for accidents occurring due to negligence during construction.
- Contractor shall be responsible for adjustments in the drawing due to site conditions and shall report to the architect.
- Contractor shall be responsible for accidents occurring due to negligence during construction.
- Contractor shall be responsible for adjustments in the drawing due to site conditions and shall report to the architect