PRODUCED BY AN AUTODESK EDUCATIONAL PRODUCT

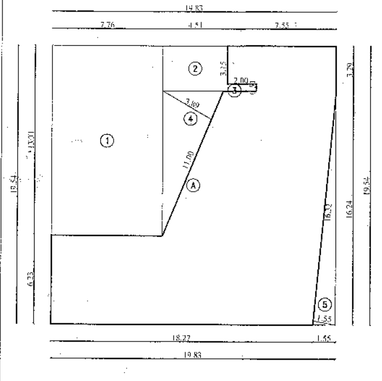

LINE DIAGRAM AREA CALCULATION
TYPE-B SCALE 1 : 200

GROUND FLOOR						
A	19.83	X	19.54	X	1 NO	= 387.48 SQ.MT.
TOTAL ADDITION						= 387.48 SQ.MT.

DEDUCTIONS						
1	7.76	X	13.33	X	1 NO	= 103.39 SQ.MT.
2	4.51	X	3.15	X	1 NO	= 14.21 SQ.MT.
3	2.00	X	0.51	X	1 NO	= 1.02 SQ.MT.
4	1/2 X	11.69	X	3.89	X 1 NO	= 22.40 SQ.MT.
5	1/2 X	16.32	X	1.55	X 1 NO	= 12.65 SQ.MT.
TOTAL DEDUCTION						152.57 SQ.MT.
						387.48-152.57 = 234.91 SQ.MT.
PROPOSED B/U AREA ON GROUND FLOOR						= 234.91 SQ.MT.

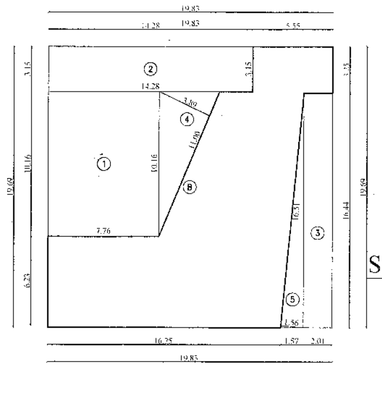

LINE DIAGRAM AREA CALCULATION
TYPE-B SCALE 1 : 200

FIRST FLOOR						
B	19.83	X	19.69	X	1 NO	= 390.45 SQ.MT.
TOTAL ADDITION						= 390.45 SQ.MT.

DEDUCTIONS						
1	7.76	X	10.16	X	1 NO	= 78.81 SQ.MT.
2	14.28	X	3.15	X	1 NO	= 44.98 SQ.MT.
3	2.01	X	16.44	X	1 NO	= 33.04 SQ.MT.
4	1/2 X	11.90	X	3.89	X 1 NO	= 23.40 SQ.MT.
5	1/2 X	16.51	X	1.56	X 1 NO	= 12.88 SQ.MT.
TOTAL DEDUCTION						= 191.14 SQ.MT.
						390.45-191.14 = 199.31 SQ.MT.
PROPOSED B/U AREA ON 1ST FLOOR						= 199.31 SQ.MT.

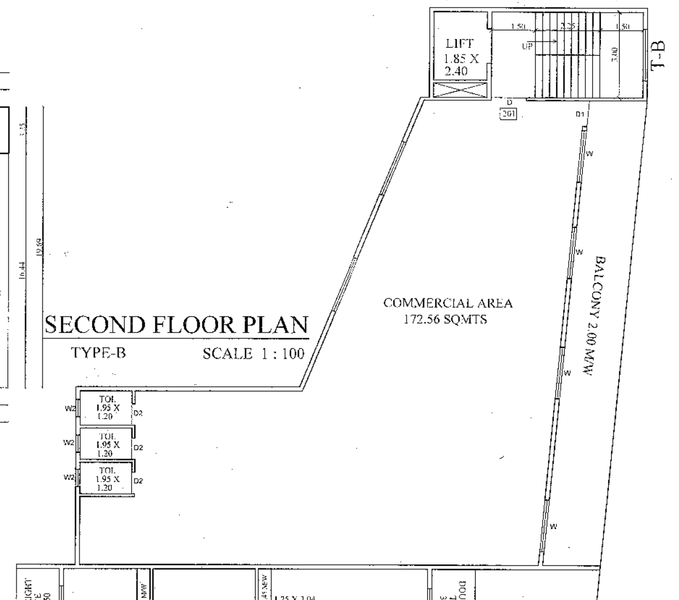

SECOND FLOOR PLAN
TYPE-B SCALE 1 : 100

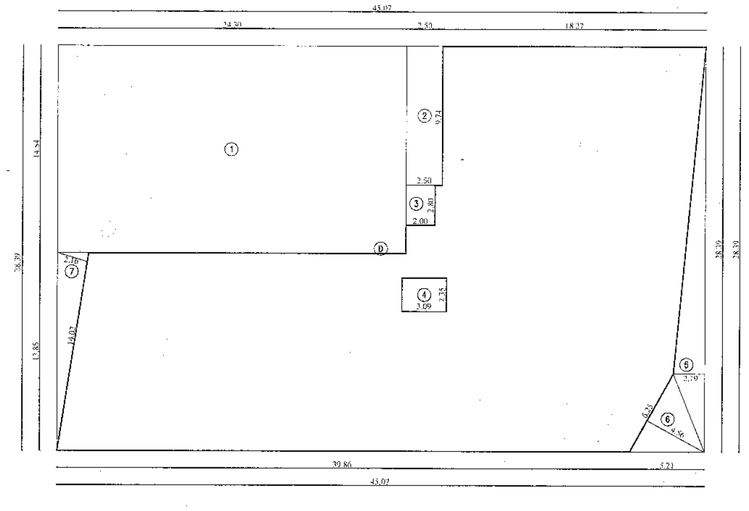

LINE DIAGRAM AREA CALCULATION
TYPE-A SCALE 1 : 200

GROUND FLOOR						
A	43.67	X	28.39	X	1 NO	= 1239.54 SQ.MT.
TOTAL ADDITION						= 1239.54 SQ.MT.

DEDUCTIONS						
1	24.30	X	14.54	X	1 NO	= 353.22 SQ.MT.
2	7.56	X	9.71	X	1 NO	= 24.35 SQ.MT.
3	2.00	X	2.80	X	1 NO	= 5.60 SQ.MT.
4	3.09	X	2.35	X	1 NO	= 7.26 SQ.MT.
5	1/2 X	28.39	X	2.19	X 1 NO	= 31.09 SQ.MT.
6	1/2 X	6.25	X	4.56	X 1 NO	= 14.23 SQ.MT.
7	1/2 X	14.02	X	2.16	X 1 NO	= 15.14 SQ.MT.
TOTAL DEDUCTION						= 451.01 SQ.MT.
						1239.54 - 451.01
						= 788.53 SQ.MT.
PROPOSED B/U AREA ON GROUND FLOOR						= 788.53 SQ.MT.

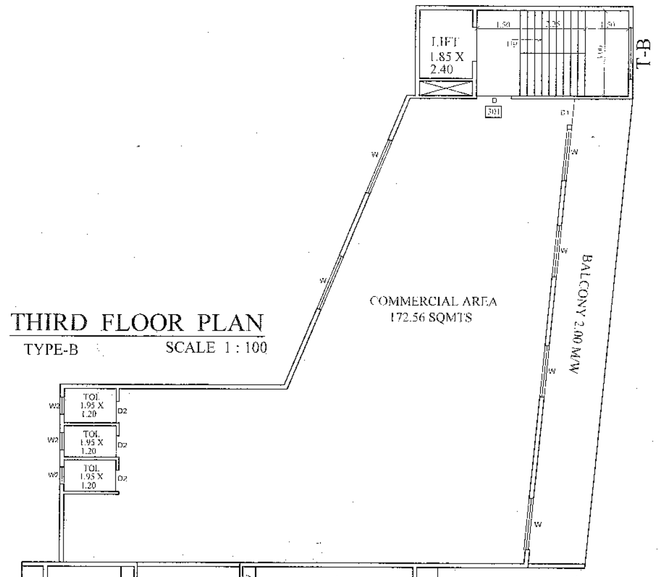

THIRD FLOOR PLAN
TYPE-B SCALE 1 : 100

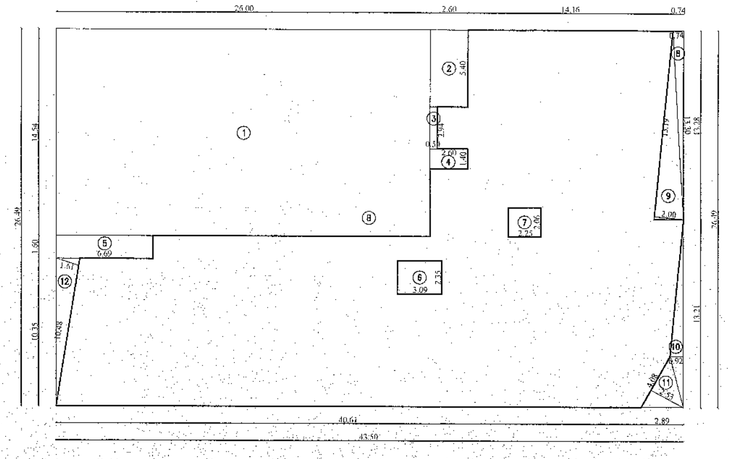

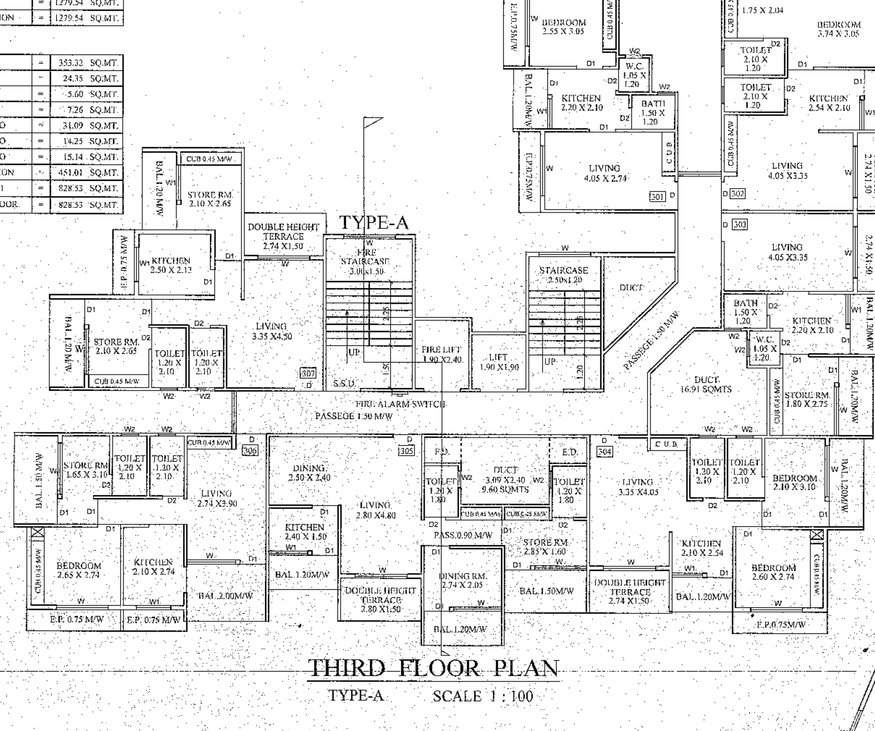

THIRD FLOOR PLAN
TYPE-A SCALE 1 : 100

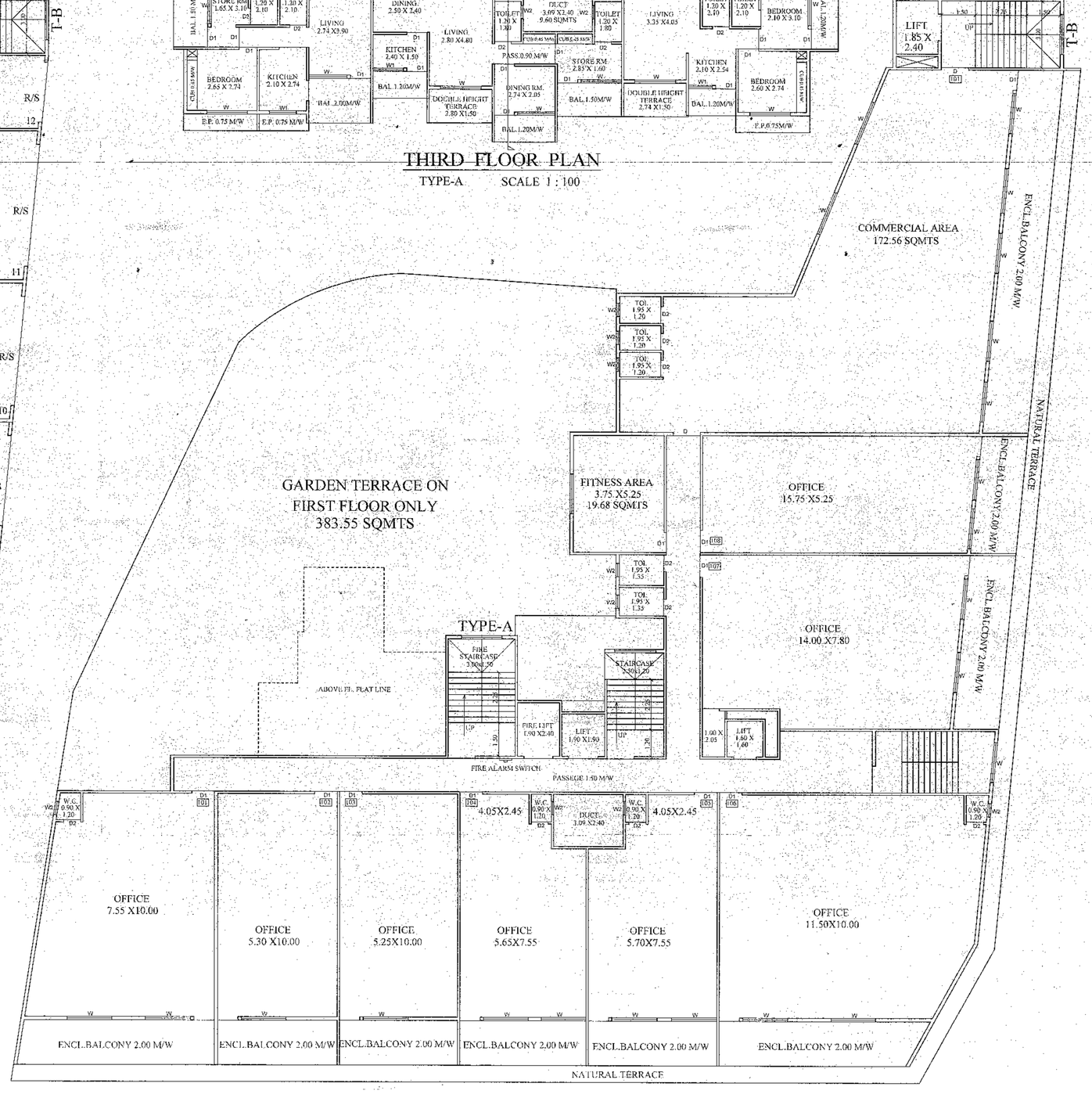

FIRST FLOOR PLAN
TYPE-A SCALE 1 : 100

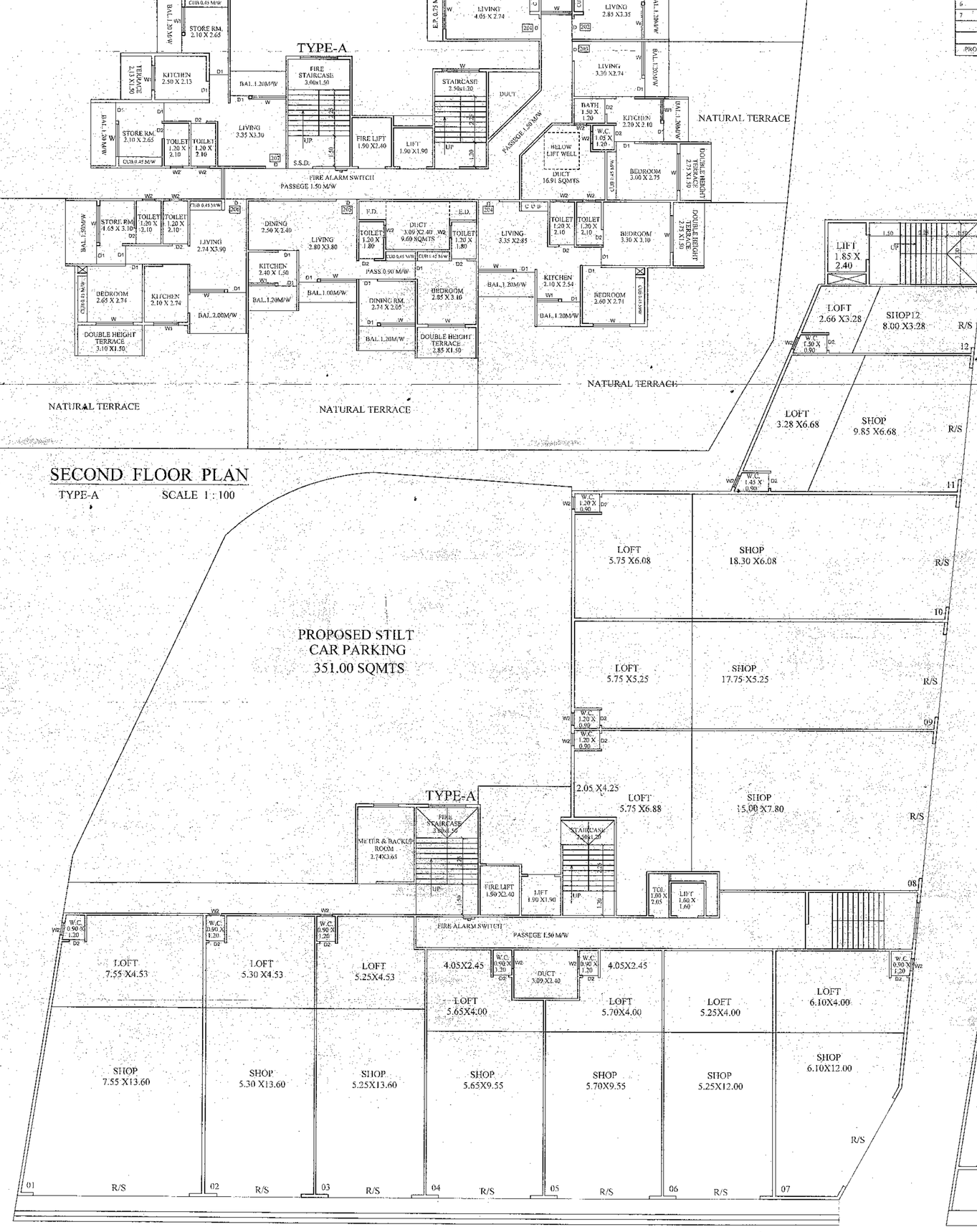

GROUND FLOOR PLAN
TYPE-A SCALE 1 : 100

STAMP OF APPROVAL OF PLAN | 3

PLOT-A

LINE DIAGRAM AREA CALCULATION
TYPE-A SCALE 1 : 200

FIRST FLOOR						
B	43.50	X	26.49	X	1 NO	= 1152.52SQ.MT.
TOTAL ADDITION						= 1152.52SQ.MT.

DEDUCTIONS						
1	26.00	X	14.54	X	1 NO	= 378.04 SQ.MT.
2	3.60	X	3.40	X	1 NO	= 12.24 SQ.MT.
3	0.50	X	2.94	X	1 NO	= 1.47 SQ.MT.
4	2.60	X	1.40	X	1 NO	= 3.64 SQ.MT.
5	0.50	X	1.60	X	1 NO	= 0.80 SQ.MT.
6	3.09	X	2.35	X	1 NO	= 7.26 SQ.MT.
7	2.25	X	2.00	X	1 NO	= 4.50 SQ.MT.
8	1/2 X	13.30	X	0.74	X 1 NO	= 4.92 SQ.MT.
9	1/2 X	13.19	X	2.00	X 1 NO	= 13.19 SQ.MT.
10	1/2 X	13.21	X	0.92	X 1 NO	= 6.08 SQ.MT.
11	1/2 X	4.08	X	2.15	X 1 NO	= 4.38 SQ.MT.
12	1/2 X	10.48	X	1.61	X 1 NO	= 8.44 SQ.MT.
TOTAL DEDUCTION						= 457.58 SQ.MT.
						1152.52 - 457.58
						= 694.94 SQ.MT.
PROPOSED B/U AREA ON FIRST FLOOR						= 694.94 SQ.MT.

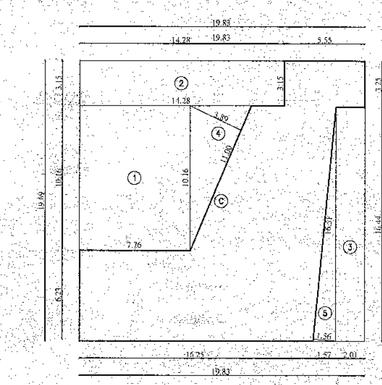

LINE DIAGRAM AREA CALCULATION
TYPE-B SCALE 1 : 200

2ND TO 4TH FLOOR						
C	19.83	X	19.69	X	1 NO	= 390.45 SQ.MT.
TOTAL ADDITION						= 390.45 SQ.MT.

DEDUCTIONS						
1	7.76	X	10.16	X	1 NO	= 78.84 SQ.MT.
2	14.28	X	3.15	X	1 NO	= 44.98 SQ.MT.
3	2.01	X	16.44	X	1 NO	= 33.04 SQ.MT.
4	1/2 X	11.90	X	3.89	X 1 NO	= 23.40 SQ.MT.
5	1/2 X	16.51	X	1.56	X 1 NO	= 12.88 SQ.MT.
TOTAL DEDUCTION						= 191.14 SQ.MT.
						390.45-191.14 = 199.31 SQ.MT.
PROPOSED B/U AREA ON 2ND FLOOR						= 199.31 SQ.MT.
PROPOSED B/U AREA ON 3RD FLOOR						= 199.31 SQ.MT.
PROPOSED B/U AREA ON 4TH FLOOR						= 199.31 SQ.MT.

PROPOSED RESI.& COMM. BUILDING ON LAND BEARING S.NO. 15, H.NO.1, OF PLOT -A, AT. VILLAGE :- SHIRGAON, TAL: AMBARNATH, DIST :- THANE

NAME, SIGNATURES OF OWNER OR P.O.A HOLDER

M/S. SHREE SAI CONSTRUCTION THROUGH PARTNER
MRS. JAYSHREE A. KHATRE & ONE OTHER

M/S. SHREE KRISHNA HOMES THROUGH PARTNER
MR. ANIL J. TIWARI & TWO OTHER
(P.O.A. HOLDER)

JOB NO.	DATE	SCALE	DRAWING NO.	DRAW BY	CHECKED BY
	06/05/2018	1:100	ARCH NO. 3	VISHAL G.	DINESH

(ENGG. R. K. KHAMBAYAT)
KBMC / 91

RAJ ASSOCIATES
ARCHITECTURE & ENGINEERS

GROUND FLOOR, MAHAVIR APARTMENT, BEHIND VAISHALI, LAXMI NAGAR, BADLAPUR (W)
PHO. 2673366

SIGNATURE OF ARCHITECT

PRODUCED BY AN AUTODESK EDUCATIONAL PRODUCT