BLDG NO - 1

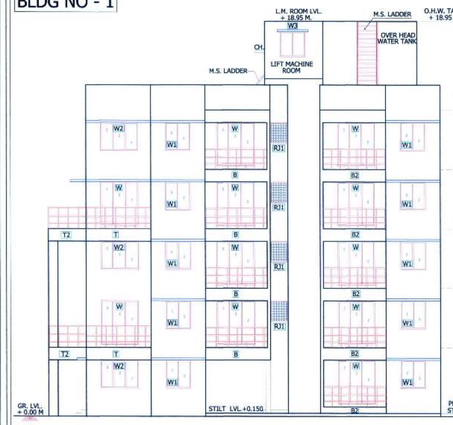

FRONT ELEVATION
(SCALE 1: 100)

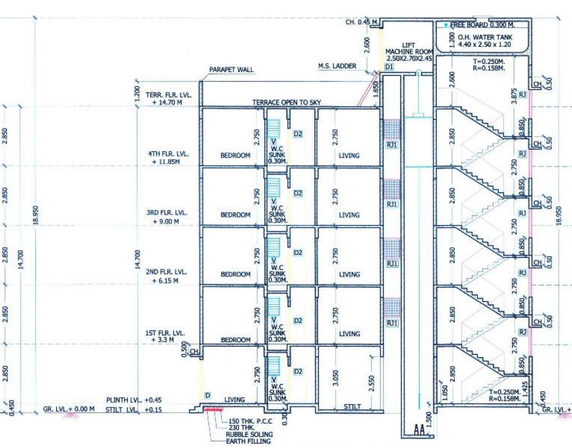

SECTION AT - A - A
(SCALE 1:100)

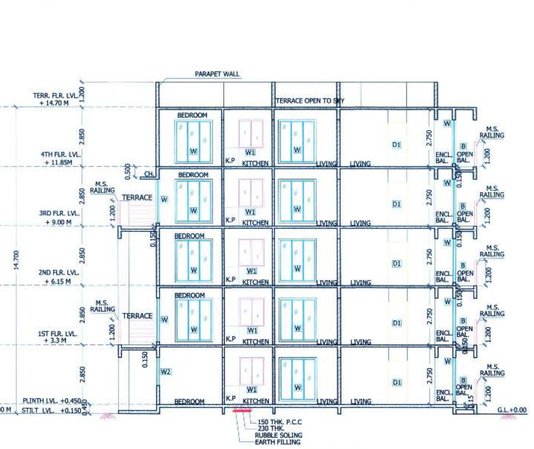

SECTION AT - B - B
(SCALE 1:100)

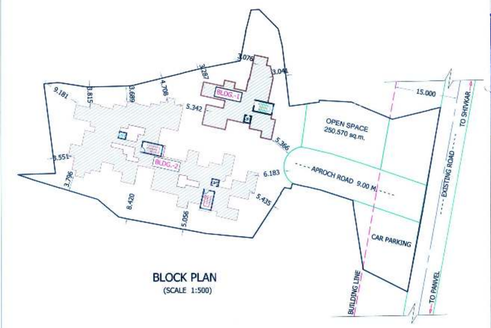

BLOCK PLAN
(SCALE 1:500)

SHEET NO. 3/5

STAMP OF APPROVAL

DEVELOPMENT PERMISSION GRANTED
Subject to the conditions mentioned in this office's letter no.:
CIDCO/NAINA/Panvel / Shivkar /BP- 333 /CC/2019 / 238
Date: 28 FEB 2019
Associate Planner (NAINA)

PROPOSED TERRACE AREA OF 1ST & 3RD FLOOR (BUILDING NO. 1)							
TYPE		X	LENGTH	X	WIDTH	=	AREA IN SQ. M.
T	1	X	3.100	X	1.600	=	4.960
T1	1	X	3.300	X	1.800	=	5.940
T2	1	X	3.300	X	1.800	=	5.940
TOTAL						=	16.840
PERMISSIBLE TERRACE AREA OF 1ST & 3RD FLOOR (160.260 X 20%)						=	32.052
PROPOSED TERRACE AREA OF 1ST & 3RD FLOOR						=	16.840

PROPOSED TERRACE AREA OF 2ND & 4TH FLOOR (BUILDING NO. 1)							
TYPE		X	LENGTH	X	WIDTH	=	AREA IN SQ. M.
T	1	X	0.995	X	3.100	=	3.085
	0.5	X	1.205	X	2.513	=	1.514
	1	X	1.205	X	0.587	=	0.707
TOTAL						=	5.306
PERMISSIBLE TERRACE AREA OF 2ND & 4TH FLOOR (160.260 X 20%)						=	32.052
PROPOSED TERRACE AREA OF 2ND & 4TH FLOOR						=	5.306

PROPOSED BALCONY AREA OF GROUND FLOOR (BUILDING NO. 1)							
TYPE	NOS.	X	LENGTH	X	WIDTH	=	AREA IN SQ. M.
1	ENCLOSED BALCONY						
EB	1	X	3.250	X	1.000	=	3.250
EB1	1	X	3.000	X	1.000	=	3.000
TOTAL ENCLOSED BALCONY AREA						=	6.250
2	OPEN BALCONY						
B	1	X	3.200	X	1.000	=	3.200
B1	1	X	2.050	X	1.450	=	2.973
B2	1	X	3.100	X	1.000	=	3.100
TOTAL OPEN BALCONY AREA						=	9.273
PERMISSIBLE BALCONY AREA OF GROUND FLOOR (150.861 X 15%)						=	22.629
PROPOSED BALCONY AREA OF GROUND FLOOR (1 + 2)						=	15.523

PROPOSED BALCONY AREA ON 1ST TO 4TH FLOOR (BUILDING NO. 1)							
TYPE	NOS.	X	LENGTH	X	WIDTH	=	AREA IN SQ. M.
1	ENCLOSED BALCONY						
EB	1	X	3.000	X	1.000	=	3.000
EB1	1	X	3.150	X	1.000	=	3.150
EB2	1	X	3.250	X	1.000	=	3.250
TOTAL ENCLOSED BALCONY AREA						=	9.400
2	OPEN BALCONY						
B	3	X	3.100	X	1.000	=	9.300
B1	1	X	2.050	X	1.450	=	2.973
B2	1	X	3.200	X	1.000	=	3.200
TOTAL OPEN BALCONY AREA						=	15.473
PERMISSIBLE BALCONY AREA ON 1ST TO 4TH FLOOR (160.260 X 15%)						=	24.039
PROPOSED BALCONY AREA ON 1ST TO 4TH FLOOR (1 + 2)						=	24.873
EXCESS BALCONY AREA ON 1ST TO 4TH FLOOR (PROPOSED - PERMISSIBLE)						=	0.834

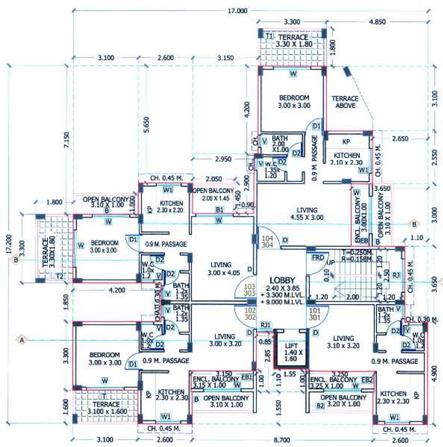

FIRST & THIRD FLOOR PLAN
(SCALE 1:100)

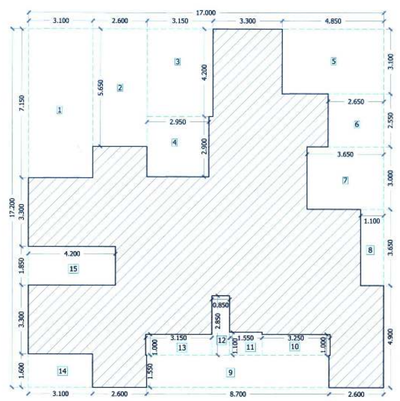

BUILT UP AREA DIAGRAM 1ST TO 4TH FLOOR
(SCALE 1:100)

BUA CALCULATION OF 1ST TO 4TH FLOOR (BUILDING NO. 1)					
DESCRIPTION	LENGTH	X	WIDTH	NO.	AREA IN SQ.M.
BLOCK (PQRS	17.000	X	17.200	1	292.400
(A)	TOTAL			=	292.400
DEDUCTION					
S.NO.	NO.	LENGTH	X	WIDTH	=	AREA IN SQ.M.
1	1	3.100	X	7.150	=	22.165
2	1	2.600	X	5.650	=	14.690
3	1	3.150	X	4.200	=	13.230
4	1	2.950	X	2.900	=	8.555
5	1	4.850	X	3.100	=	15.035
6	1	2.650	X	2.550	=	6.758
7	1	3.650	X	3.000	=	10.950
8	1	1.100	X	3.650	=	4.015
9	1	8.700	X	1.550	=	13.485
10	1	3.250	X	1.000	=	3.250
11	1	1.550	X	1.100	=	1.705
12	1	0.850	X	2.850	=	2.423
13	1	3.150	X	1.000	=	3.150
14	1	3.100	X	1.600	=	4.960
15	1	4.200	X	1.850	=	7.770
(B)	TOTAL DEDUCTIONS			=	132.140
PROPOSED BUILT UP AREA ON 1ST TO 4TH FLOOR					
(A - B)	=	292.400	-	132.140	=	160.260
NET BUILT UP AREA ON 1ST TO 4TH FLOOR					=	160.260

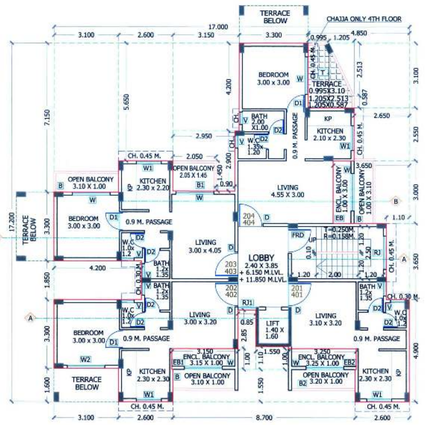

SECOND & FOURTH FLOOR PLAN
(SCALE 1:100)

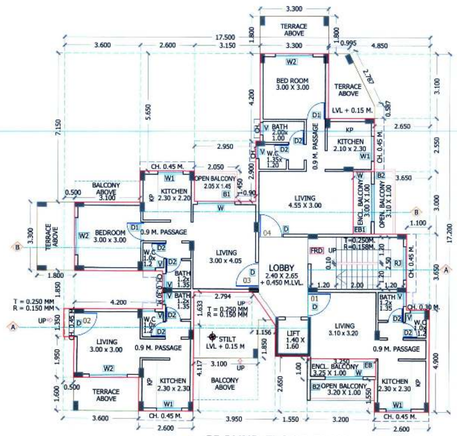

GROUND FLOOR PLAN
(SCALE 1:100)

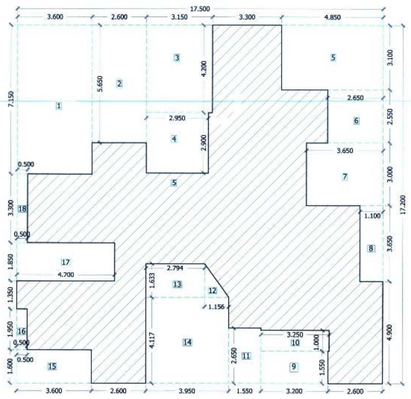

BUILT UP AREA DIAGRAM GROUND FLOOR
(SCALE 1:100)

BUA CALCULATION OF GROUND FLOOR (BUILDING NO. 1)					
DESCRIPTION	LENGTH	X	WIDTH	NO.	AREA IN SQ.M.
BLOCK (PQRS	17.500	X	17.200	1	301.000
(A)	TOTAL			=	301.000
DEDUCTION					
S.NO.	NO.	LENGTH	X	BREATH	=	AREA IN SQ.M.
1	1	3.600	X	7.150	=	25.740
2	1	2.600	X	5.650	=	14.690
3	1	3.150	X	4.200	=	13.230
4	1	2.950	X	2.900	=	8.555
5	1	4.850	X	3.100	=	15.035
6	1	2.650	X	2.550	=	6.758
7	1	3.650	X	3.000	=	10.950
8	1	1.100	X	3.650	=	4.015
9	1	3.200	X	1.550	=	4.960
10	1	3.250	X	1.000	=	3.250
11	1	1.550	X	2.650	=	4.108
12	0.5	1.156	X	1.633	=	0.944
13	1	2.794	X	1.633	=	4.563
14	1	3.950	X	4.117	=	16.262
15	1	3.600	X	1.600	=	5.760
16	1	0.500	X	1.950	=	0.975
17	1	4.700	X	1.850	=	8.695
18	1	0.500	X	3.300	=	1.650
(B)	TOTAL DEDUCTIONS			=	150.139
PROPOSED BUILT UP AREA OF GROUND FLOOR					
(A- B)	=	301.000	-	150.139	=	150.861
NET BUILT UP AREA ON GROUND FLOOR					=	150.861

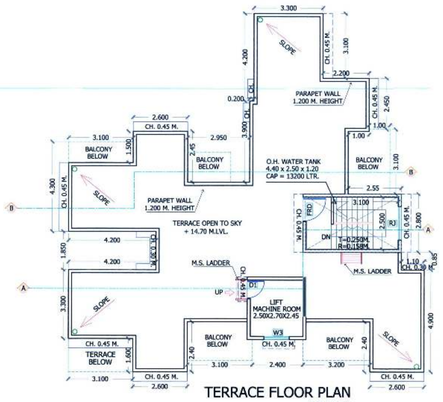

TERRACE FLOOR PLAN
(SCALE 1:100)

NOTE :- ALL DIMENSION ARE IN METERS

SPECIFICATIONS

External wall thk.	0.150 M.
Internal wall thk.	0.100 M.

DOOR / WINDOW SCHEDULE

TYPE	SIZE IN MM.	AREA IN SQ.M.	SILL HEIGHT	DESCRIPTION
FRD	1.200 X 2.100	2.520	0.000	FIRE RESISTING DOOR
D	1.200 X 2.100	2.520	0.000	TEAK WOOD PANELLED DOOR
D1	0.900 X 2.100	1.890	0.000	TEAK WOOD PANELLED DOOR
D2	0.750 X 1.800	1.350	0.000	TEAK WOOD PANELLED DOOR
D3	0.750 X 2.100	1.575	0.000	TEAK WOOD PANELLED DOOR
W	1.800 X 2.100	3.780	0.150	AL. SLIDING DOOR WINDOW
W1	1.200 X 1.350	1.620	0.900	AL. SLIDING WINDOW
W2	1.800 X 1.350	2.430	0.900	AL. SLIDING WINDOW
W3	1.200 X 1.200	1.440	0.900	AL. SLIDING WINDOW
R3	1.600 X 1.400	2.240	0.850	R.C.C. JALI
R31	0.650 X 1.000	0.850	1.250	R.C.C. JALI
V	0.600 X 0.900	0.540	1.350	AL. LOUVERED VENTILATOR

LIGHT & VENTILATION STATEMENT

ROOM	CARPET AREA IN SQ. M	1/6 REQUIRED IN SQ.M.	TYPE OF WINDOW	AREA OF WINDOW PROPOSED IN SQ.M
LIVING	13.650	2.275	W	3.780
BED ROOM	9.000	1.500	W / W2	3.780 / 2.430
KITCHEN	4.830	0.805	W1	1.620
W.C.	1.200	0.200	V	0.540
BATH	1.620	0.270	V	0.540

CONTENT OF THE SHEET:

PLANS OF BUILDING NO. 1 - GROUND, 1ST, 2ND, 3RD, 4TH & TERRACE FLOOR PLAN & BUILT UP AREA DIAGRAM & CALCULATION,ELEVATION, SECTION, BALCONY AREA STATEMENT, TERRACE AREA STATEMENT, BLOCK PLAN , DOOR/WINDOW SCHEDULE, LIGHT & VENTILATION STATEMENT.

FORM OF CERTIFICATE .

I Jetendra Parmar have been employed by the applicant as Licensed engineer. I have examined the boundaries and the area of the plot and i do hereby certify that ,I have personally verified and checked all the statements made by the applicant who is the owner /Developer in possession of the land in the above form and found them to be correct.
Date : 05 - 11 - 2017

MR. JITESH AGRAWAL.
MR. BHIKHA RANCHOD MADAT.
MR. MACHINDRA RAJHANS KANTHALE.
MR. MANHOR CHAHU SURTE.
MR. HARJI PARMA PATEL.

JEETENDRA PARMAR
CARPC/R/2019/APL/00131
SIGNATURE OF THE OWNER (SIGN. OF LICENSED ENGINEER)

CERTIFICATE OF AREA

CERTIFIED THAT THE PLOT UNDER REFERENCE WAS SURVEYED BY ME ON 05 - 11 - 2017 AND THE DIMENSIONS OF SIDE ETC. OF PLOT STATED ON PLAN AREA AS MEASURED ON SITE AND THE AREA SO WORKED OUT TALLIES WITH THE AREA STATED IN DOCUMENT OF OWNERSHIP / T.P SCHEME RECORDS / LAND RECORDS DEPARTMENT / CIDCO RECORD.

MR. JITESH AGRAWAL.
MR. BHIKHA RANCHOD MADAT.
MR. MACHINDRA RAJHANS KANTHALE.
MR. MANHOR CHAHU SURTE.
MR. HARJI PARMA PATEL.

JEETENDRA PARMAR
CARPC/R/2019/APL/00131
SIGNATURE OF THE OWNER (SIGN. OF LICENSED ENGINEER)

DESCRIPTION OF PROPOSAL & PROPERTY

PLAN OF A PROPOSED RESIDENTIAL BUILDINGS
IN G. NO. 142/2 & 144/0, AT VILLAGE SHIVKAR,
TAL.- PANVEL, DIST.- RAIGAD.

JEETENDRA PARMAR AND ASSOCIATES
ARCHITECTURE ENGINEERING
A-101, "KANDPILE RESIDENCY",
NEAR M.S.E.B. & FOREST OFFICE,
TAKKA, PANVEL- 410206.
TELEPHONE. NO. 022-27482594.
jeetendra_parmar2000@yahoo.com

JOB. NO.	JPA/C+R/01/2019
FILE NAME	SHIVKAR / SUB
DRG. NO.	3/5
SCALE	AS SHOWN
DRN. BY	SHRADDHA