STATEMENT 3 (CARPET AREA DETAILS OF APPARTMENT)

BUILDING No.	FLOOR No. No.	Apartment No. No.	Carpet area of apartment	Area of Balcony attached to apartment	Area of Double Ht. Terrace attached to apartment
(1)	(2)	(2)	(4)	(5)	(6)
A	1st	PRO. OFF.-101(A)	15.52	4.52	0
		PRO. OFF.-101(B)	16.67	0.00	0
		PRO. OFF.-102	19.51	0.00	0
	2nd	FL.- 201	39.76	16.20	0
		FL.- 202	28.31	11.17	0
	3rd	FL.- 301	39.76	16.20	0
		FL.- 302	28.31	11.17	0
	4th	FL.- 401	39.76	16.20	0
		FL.- 402	28.31	11.17	0
	5th	FL.- 501	39.76	16.20	0
		FL.- 502	28.31	11.17	0

STATEMENT 2 (BUILT-UP AREA PROPOSED BUILDING)

BUILDING No.	FLOOR No.	Total Built-up area of floor, as per outer construction line. (Sq.m)
(1)	(2)	(3)
A	1st	106.48
	2nd	111.80
	3rd	111.80
	4th	111.80
	5th	111.80
	Total	553.68

WATER TANK CAPACITY CALCULATIONS		
WATER CAPACITY FOR RESIDENTIAL AREA		
TOTAL NO. OF FLATS=	11	
TOTAL NO. OF PERSONS (5per flat)=	55	
TOTAL WATER CAPACITY REQUIRED (135 Ltrs/ person/ day)	7425 Ltrs	
OVER HEAD WATER TANK REQUIRED= (RESIDENTIAL + COMMERCIAL)		7425 Ltrs
OVER HEAD WATER TANK PROVIDED= (RESIDENTIAL + COMMERCIAL)		7756 Ltrs
UNDER GROUND WATER TANK REQUIRED=		11137.5 Ltrs
UNDER GROUND WATER TANK PROVIDED=		11500 Ltrs

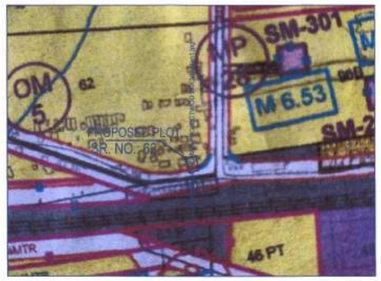

LOCATION PLAN

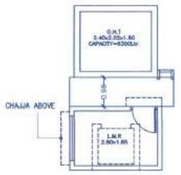

O.H.T/ L.M.R PLAN

(SCALE - 1:100)

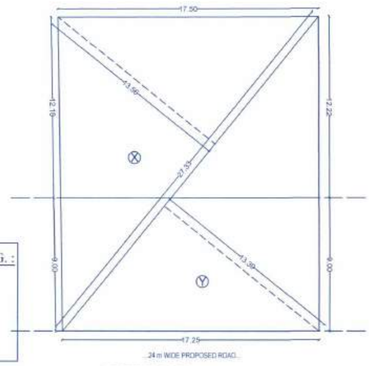

PLOT AREA

(SCALE - 1:200)

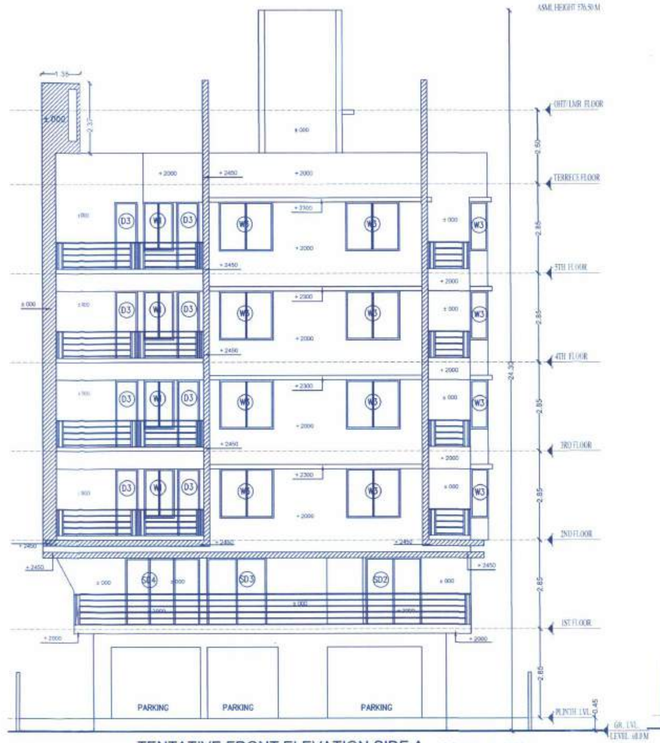

TENTATIVE FRONT ELEVATION SIDE A (SCALE - 1:100)

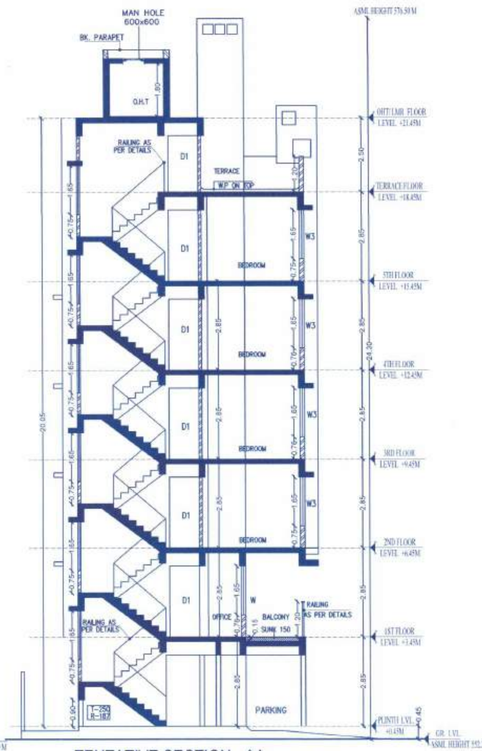

TENTATIVE SECTION - AA (SCALE - 1:100)

PARKING STATEMENT

TYPE OF TENEMENT	as per UDCPR		REQUIREMENT	
CARPET AREA	CAR	SCOOTER	CAR	SCOOTER
Commercial Area	02 (for 100.00 Sq M)	06	0	0
Area between 30 to 40 Sq m (4 flats)	01 (for 2 Tenements)	02	2	4
Area Below 30 Sq m (7 flats)	0 (for 2 Tenements)	04	0	14
Visitors Parking 5% (for residential)			1	1
Total Parking Proposed			4	19

AREA CAL. OF PLOT BY TRIANG. :
X) 27.33 X 13.56 X 0.5 = 185.30 SQ.M.
Y) 27.33 X 13.39 X 0.5 = 182.97 SQ.M.
TOTAL PLOT AREA = 368.27 SQ.M.
PLOT AREA BY TRING. = 368.27 SQ.M.
PLOT AREA AS PER 7/12 EXTRACT =325.00 SQ.M.

SCHEDULE OF OPENINGS			
D = 1.20x2.40	SD = 2.50x2.40	W = 2.00x1.65	W5 = 2.80x1.65
D1 = 1.00x2.40	SD1 = 1.80x2.40	W1 = 1.00x1.65	W6 = 4.10x2.40
D2 = 0.90x2.40	SD2 = 1.87x2.40	W2 = 1.50x1.65	W7 = 2.30x2.40
D3 = 0.75x2.40	SD3 = 2.00x2.40	W3 = 1.80x1.65	W8 = 4.20x2.40
	SD4 = 2.30x2.40	W4 = 2.40x1.65	V = 0.60x0.90

BUILTUP AREA CALCULATION
1ST FLOOR

NO	CALCULATION	AREA
	GROSS AREA = 14.24 X 8.13	115.77
	DEDUCTION	
1	0.45 X 6.14 X 1	2.76
2	2.76 X 0.15 X 1	0.41
3	1.30 X 0.60 X 1	0.78
4	2.20 X 0.60 X 1	1.32
5	0.39 X 6.63 X 1	2.58
L1	1.20 X 1.20 X 1	1.44
	TOTAL DEDUCTION	9.29
	NET BUILT UP (115.77 - 9.29)	106.48

BUILTUP AREA CALCULATION
2ND, 3RD, 4TH, & 5TH FLOOR

NO	CALCULATION	AREA
	GROSS AREA = 14.60 X 8.13	118.70
	DEDUCTION	
1	2.80 X 0.60 X 1	1.68
2	2.20 X 0.60 X 1	1.32
3	0.21 X 1.53 X 1	0.32
4	0.60 X 1.56 X 1	0.94
5	0.90 X 2.00 X 1	1.80
L1	1.20 X 1.20 X 1	1.44
	TOTAL DEDUCTION	6.90
	NET BUILT UP (118.70 - 6.90)	111.80

LIFT AREA CALC.			
	LIFT AREA		LIFT 1.20x1.20
01	1.20 X 1.20 X 1	1.44	

ROAD DEDU. AREA CALCUL. BY TRIANG. :
A) 19.51 X 8.13 X 0.5 = 79.31 SQ.M.
B) 19.51 X 8.08 X 0.5 = 78.82 SQ.M.
TOTAL = 158.13 SQ.M.

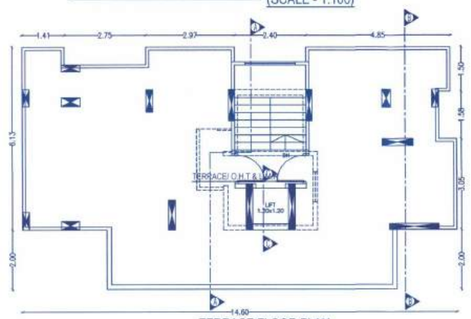

TERRACE FLOOR PLAN

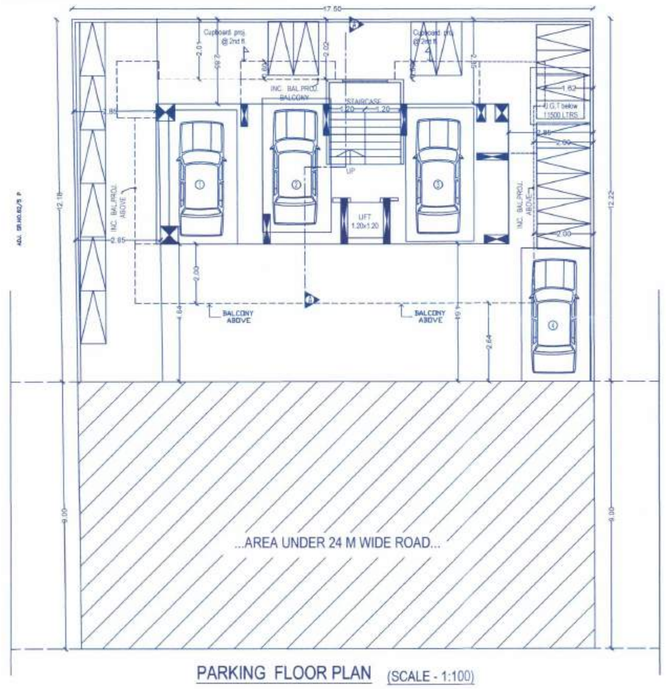

PARKING FLOOR PLAN (SCALE - 1:100)

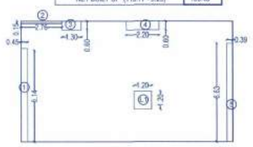

AREA KEY PLAN FOR 1ST FLOOR

(SCALE - 1:200)

AREA KEY PLAN FOR TYPICAL 2ND ,3RD, 4TH & 5TH FLOOR

(SCALE - 1:200)

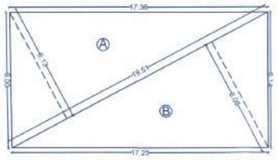

AREA KEY PLAN FOR AREA UNDER 24M WIDE ROAD (SCALE - 1:200)

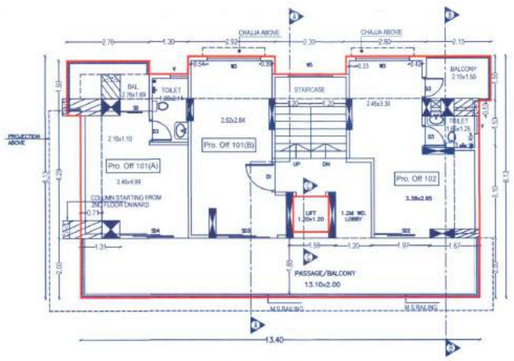

1ST FLOOR PLAN (SCALE - 1:100)

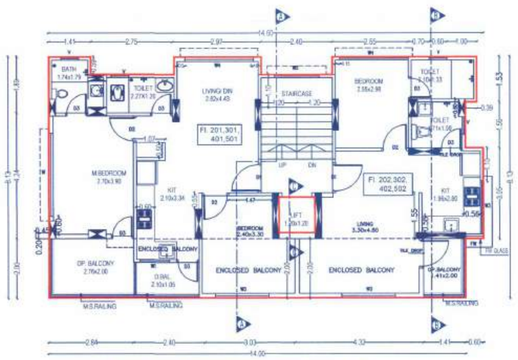

TYPICAL FLOOR 2ND/3RD/4TH/5TH

(SCALE - 1:100)

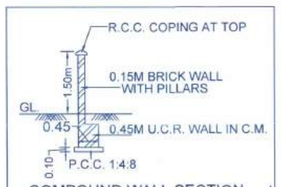

COMPOUND WALL SECTION

SECTION THROUGH UNDREGROUND WATER TANK

STAMP OF APPROVAL :- 1/1

दुय्यम निबंधक दि. 29/7/22

APPROVED SUBJECT TO CONDITION
APPROVED UNDER COMMENCEMENT
CERTIFICATE NO. CC/1157/22

BUILDING INSPECTOR PUNE MUNICIPAL CORPORATION — DEPUTY ENGINEER PUNE MUNICIPAL CORPORATION

AREA STATEMENT	SQ.M.
1) AREA OF THE PLOT	
a) AREA OF PLOT AS PER 7/12 EXTRACT	325.00
b) AREA OF PLOT AS PER SITE	368.27
c) AREA OF PLOT AS PER Demacation	369.99
AREA OF THE PLOT CONSIDERED	325.00
2) DEDUCTION FOR	
a) D.P Road widening area	158.13
b) Any D.P reservation	—
Total (a+b)	158.13
3) BALANCE AREA OF PLOT (1-2)	166.87
4) AMENITY SPACE	
a) REQUIRED	0.00
b) PROPOSED	00.00
5) NET AREA OF PLOT (3-4b)	166.87
6) RECRETIONAL OPEN SPACE	
a) REQUIRED	0
b) PROPOSED	0
7) Internal road area	0
8) Plotable area (if applicable)	0
9) BUILT UP AREA (WITH BASIC F.S.I- 0.825)	137.67
10 ADDITION OF F.S.I ON PREMIUM	
a) Max permissible F.S.I on payment of premium	0.00
b) Proposed F.S.I on payment of premium	0.00
11) In-situ F.S.I/ TDR loading	
a) In-situ area of D.P road (2 x sr.no. 2a)	316.26
b) In-situ area of Amenity space	0.00
c) TDR Area	0.00
d) Total In-situ area	316.26
12) Additional FSI area under chapter no. 7	0
13) Total entitlement of FSI in proposal	
a) 9+10(b)+11(d) or 12 whichever is applicable	453.93
b) Ancillary area FSI upto 60% or 80% as applicable	100.00
c) Total entitlement (a+b)	553.93
14) Maximum utilization limit of FSI	4.40
15) Total Builtup area in proposal	
a) existing builtup area	0
b) Proposed biltup area	553.68
c) Total Builtup area (a+b)	553.68
16) FSI consumed (15/3)	3.31
17) Area for inclusive housing (If any)	
a) REQUIRED	0.00
b) PROPOSED	00.00

CERTIFICATE OF AREA

CERTIFIED THAT THE PLOT UNDER REFERENCE WAS SURVEYED BY ME ON & THE DIMENSIONS OF SIDES ETC OF PLOT STATED ON PLAN ARE AS MEASURED DOCUMENTS T. P. SCHEME RECORD / LAND RECORD DEPT. CITY SURVEY RECORDS ON THE SITE AND THE AREA SO WORKED OUT TALLIES WITH THE AREA STATED IN.

SIGN. OF ARCHITECT

Owners Declaration-

I/ We undersigned hereby confirm that I/We would abide by plans approved by authority/ collector. I/ We would execute the structure as per approved plans. Also I/ We would execute the work under supervision of proper technical person, so as to ensure the quality & safety at the work site.

Owners name & signature

NAME OF PROJECT

PROPOSED RESIDENTIAL BUILDING AT, S.NO.: 62 part, Mundva, DIST - PUNE.

NAME OF OWNER	NAME OF ARCHITECT
BALKRISHNA S. UDAWANT (P.A.H)	AR. SAGAR UDAWANT
SIGNATURE OF OWNER / P.A.H.	SIGNATURE OF ENG/ARCHITECT

AR. SAGAR UDAWANT
ARC ATELIER
ARCHITECTURE | INTERIOR | PLANNING
ARC ATELIER, 1ST FLOOR MEDIA HOUSE, SR.NO.1322, OFF J.M. ROAD, BEHIND UNICORN SHOWROOM, SHIVAJINAGAR GAONTHAN, PUNE 411005.
email- arcatelier2692@gmail.com | phone no. +020 25520087

JOB NO.	DWG NO.	SCALE	DRAWN BY	CHECKED	ARCHITECT REG.NO.
101	01	1:100	SHIVAM	SAGAR	CA/2017/56623