STAMP OF APPROVAL | 2/4

पुणे महानगरपालिका अग्निशमन दल दि. 08/11/2019
APPROVED SUBJECT CONDITION
APPROVED UNDER COMMENCEMENT
CERTIFICATE NO.CC/.../.../...
Building Inspector | Assistant Engineer P.M.C

POONA MUNICIPAL CORPORATION FIRE COUNCIL DEPARTMENT APPROVED POONA

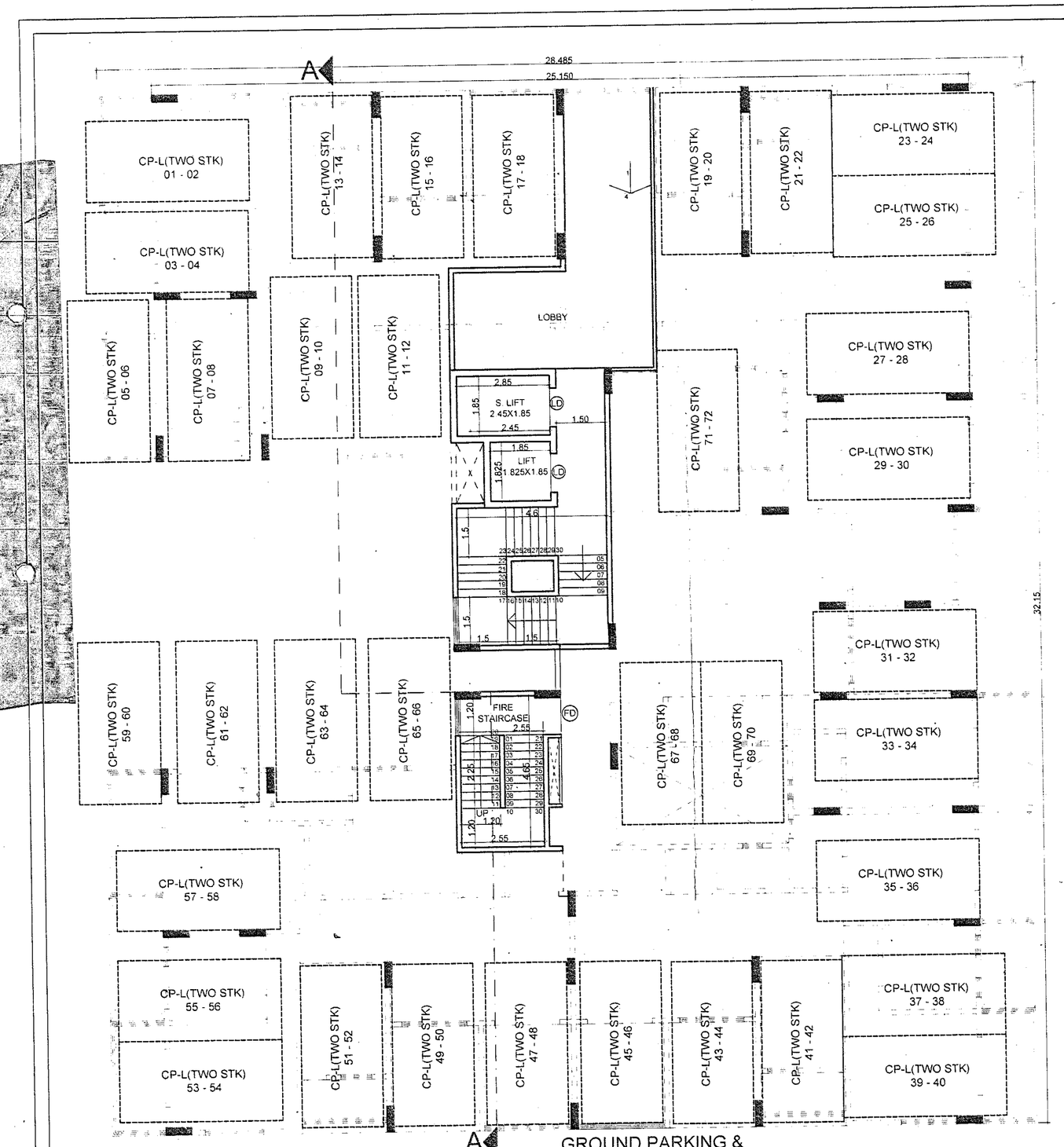

GROUND PARKING & MECH. PARKING FLOOR PLAN

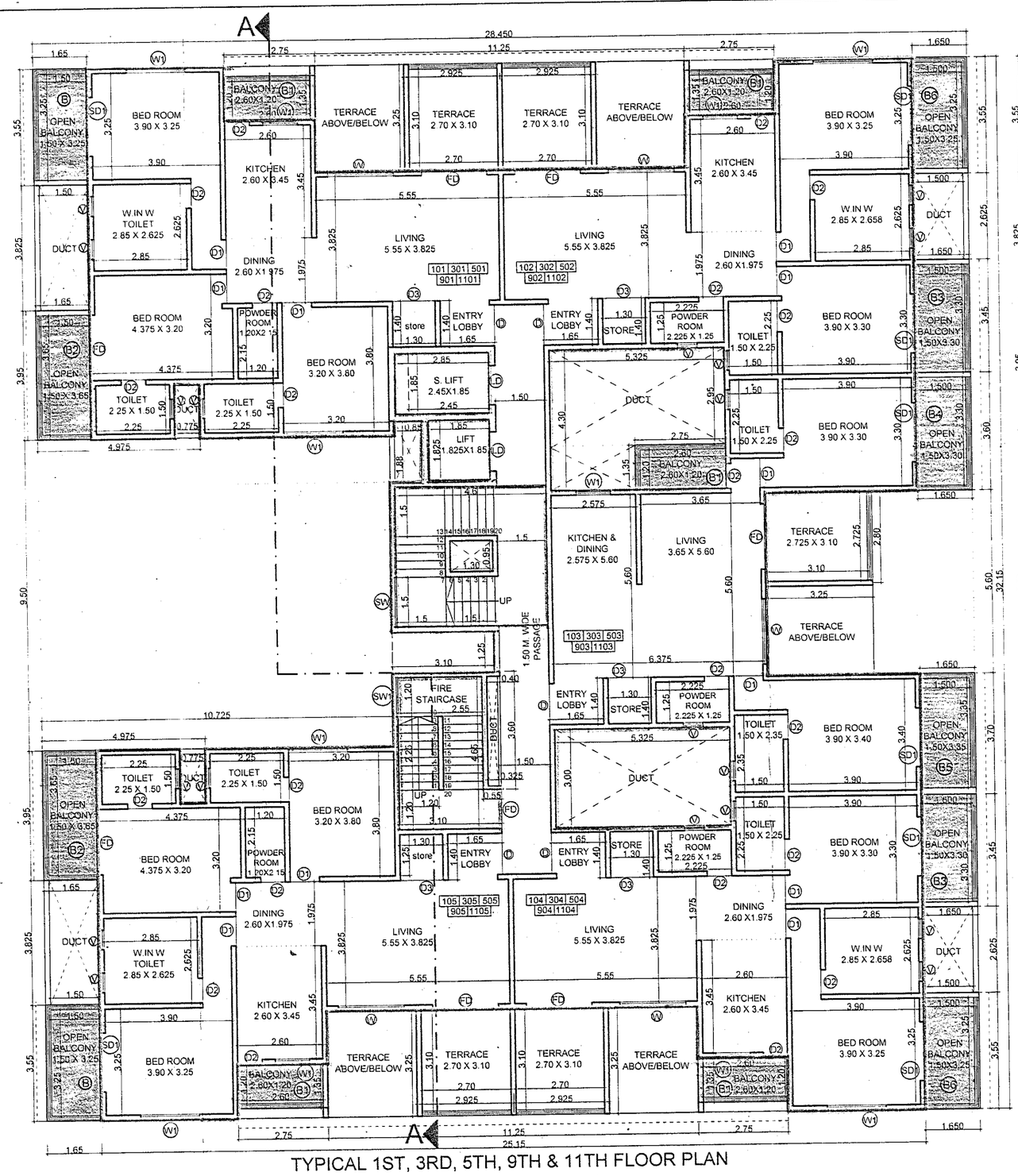

TYPICAL 1ST, 3RD, 5TH, 9TH & 11TH FLOOR PLAN

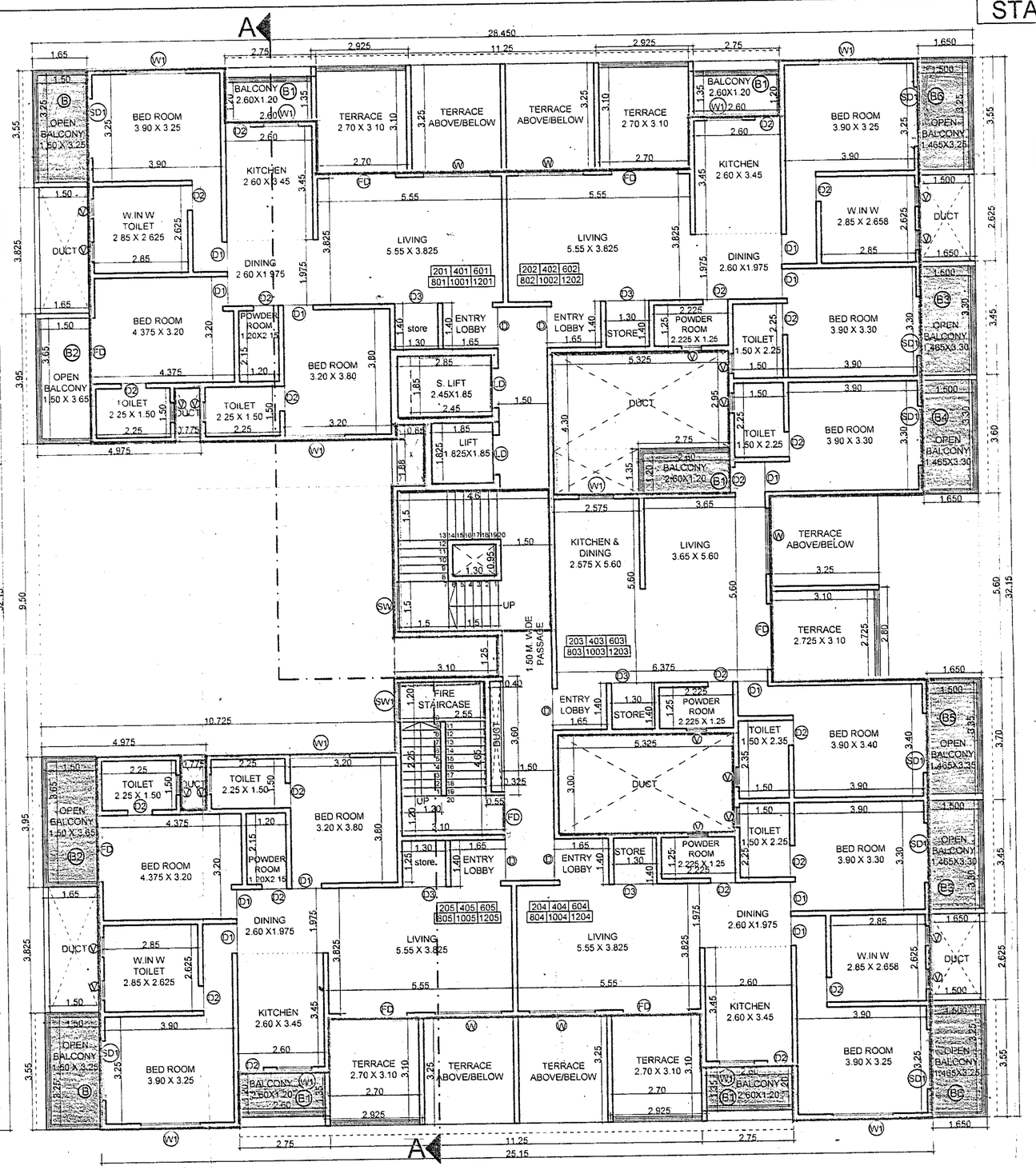

TYPICAL 2ND, 4TH, 6TH, 8TH, 10TH & 12TH FLOOR PLAN

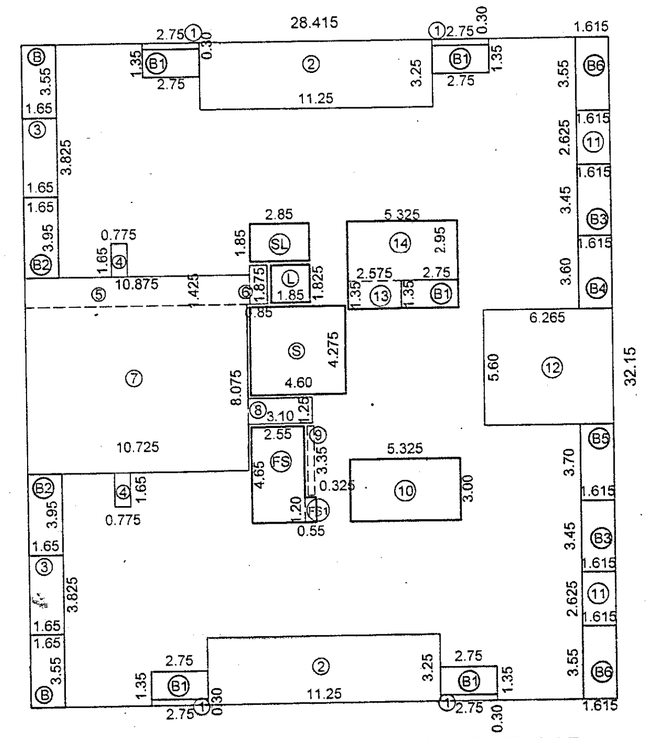

TYPICAL KEY PLAN FOR 1ST TO 13TH FLOOR
SCALE 1: 200

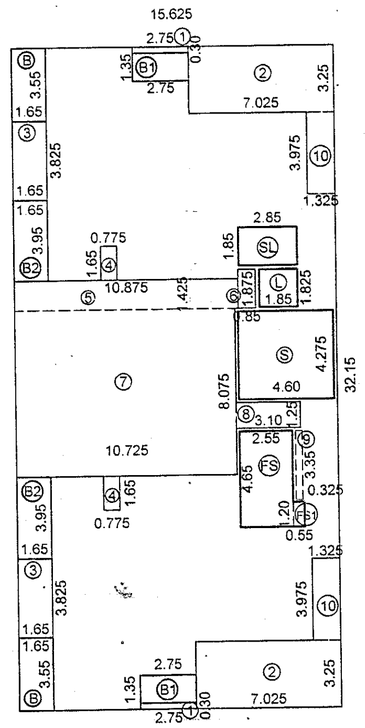

AREA KEY PLAN FOR 14TH FLOOR
SCALE 1: 200

TYPICAL 1ST TO 13TH FLOOR

ADDITION

AREA OF BLOCK =	28.415	X	32.15				=	913.54

DEDUCTIONS

1	2.750	X	0.300	X	4	NOS	=		3.30
2	11.250	X	3.250	X	2	NOS	=		73.13
3	1.650	X	3.825	X	2	NOS	=		12.62
4	0.775	X	1.650	X	2	NOS	=		2.56
5	10.875	X	1.425	X	1	NOS	=		15.50
6	0.850	X	1.875	X	1	NOS	=		1.59
7	10.725	X	8.075	X	1	NOS	=		86.60
8	3.100	X	1.250	X	1	NOS	=		3.88
9	0.325	X	3.350	X	2	NOS	=		1.09
10	5.325	X	3.000	X	1	NOS	=		15.98
11	1.615	X	2.625	X	2	NOS	=		8.48
12	6.265	X	5.600	X	1	NOS	=		35.08
13	2.575	X	1.350	X	1	NOS	=		3.48
14	5.325	X	2.950	X	1	NOS	=		15.71
L	1.850	X	1.825	X	1	NOS	=		3.38
SL	1.850	X	2.850	X	1	NOS	=		5.27
S	4.600	X	4.275	X	1	NOS	=		19.67
FS	2.550	X	4.650	X	1	NOS	=		11.86
FS1	0.550	X	1.200	X	1	NOS	=		0.66
						TOTAL DEDUCTION	=		315.82

TOTAL DEDUCTION + ENCLOSED BALCONY		
319.82 + 77.71	=	397.53
AREA OF BLOCK - TOTAL DEDUCTION		
913.54 - 397.53	=	516.01
TOTAL BUILT UP AREA	=	516.01

PROPOSED OPEN BALCONY TYPICAL 1ST TO 13TH FLOOR

PERMISSIBLE OPEN BALCONY 516.01 X 15%							=	77.40
B	1.650	X	3.550	X	2	NOS	=	11.72
B1	2.750	X	1.350	X	5	NOS	=	18.56
B2	1.650	X	3.950	X	2	NOS	=	13.04
B3	1.650	X	3.450	X	2	NOS	=	11.14
B4	1.650	X	3.600	X	1	NOS	=	5.81
B5	1.650	X	3.700	X	1	NOS	=	5.98
B6	1.650	X	3.550	X	2	NOS	=	11.47
						TOTAL	=	77.71

AREA CALCULATION 14 TH FLOOR

ADDITION

AREA OF BLOCK =	15.625	X	32.15				=	502.34

DEDUCTIONS

1	2.750	X	0.300	X	2	NOS	=		1.65
2	7.025	X	3.250	X	2	NOS	=		45.66
3	1.650	X	3.825	X	2	NOS	=		12.62
4	0.775	X	1.650	X	2	NOS	=		2.56
5	10.875	X	1.425	X	1	NOS	=		15.50
6	0.850	X	1.875	X	1	NOS	=		1.59
7	10.725	X	8.075	X	1	NOS	=		86.60
8	3.100	X	1.250	X	1	NOS	=		3.88
9	0.325	X	3.350	X	1	NOS	=		1.09
10	1.325	X	3.975	X	2	NOS	=		10.53
L	1.850	X	1.825	X	1	NOS	=		3.38
SL	1.850	X	2.850	X	1	NOS	=		5.27
S	4.600	X	4.275	X	1	NOS	=		19.67
FS	2.550	X	4.650	X	1	NOS	=		11.86
FS1	0.550	X	1.200	X	1	NOS	=		0.66
						TOTAL DEDUCTION	=		222.52

TOTAL DEDUCTION + ENCLOSED BALCONY		
222.52 + 32.19	=	254.71
AREA OF BLOCK - TOTAL DEDUCTION		
502.34 - 254.71	=	247.63

PROPOSED OPEN BALCONY 14TH FLOOR

PERMISSIBLE OPEN BALCONY 247.64 X 15%							=	37.15
B	1.650	X	3.550	X	2	NOS	=	11.72
B1	2.750	X	1.350	X	2	NOS	=	7.43
B2	1.650	X	3.950	X	2	NOS	=	13.04
						TOTAL	=	32.19

COVERAGE AREA

PERMISSIBLE COVERAGE AREA	=	20% OF 3121.45
PERMISSIBLE COVERAGE AREA	=	624.29
PROPOSED COVERAGE AREA	=	610.75
BLOCK AREA + TERRACE@ 1ST FL. + TERRACE @ 2ND		
516.01 + 47.37 + 47.37	=	610.75

TERRACE AREA CALCULATION

TYPICAL 1ST, 3RD, 5TH, 7TH, & 13TH FLOOR	9TH, 11TH	TYPICAL 2ND, 4TH, 6TH, 8TH, 10TH & 12TH FLOOR PLAN	TERRACE 14TH FLOOR
1) 2.925 X 3.25 X 4 = 38.03		1) 2.925 X 3.25 X 4 = 38.03	1) 2.925 X 3.25 X 2 = 19.01
2) 2.875 X 3.25 X 1 = 9.34		2) 2.875 X 3.25 X 1 = 9.34	
TOTAL = 47.37		TOTAL = 47.37	TOTAL = 19.01
TOTAL X 7 FLOORS = 331.59		TOTAL X 6 FLOORS = 284.22	
TOTAL 1ST TO 14TH FLOOR (331.59 + 284.22 + 19.01)			= 634.82

STAIRCASE AREA CALCULATION

S	4.600	X	4.275	X	1	NOS	=		19.67
DEDUCTIONS									
1.3	X	0.95	X	1	NOS	=		1.235	
AREA OF BLOCK - TOTAL DEDUCTION									
19.67 - 1.235							=	18.430	

LIFT AREA CALCULATION

L	1.850	X	1.825	X	1	NOS	=	3.38

PREMIUM & AREA STATEMENT — B+P+P + 14 FLOORS

FLOOR	BUILT UP AREA	PERMISSIBLE OPEN BALCONY	PROPOSED OPEN BALCONY	TOTAL BUILT UP AREA	LIFT	S. LIFT	TERRACE	TENEMENT
1st	516.01	6955.76 15 %	77.71	6955.76	3.38	4.53	47.37	5
2nd	516.01		77.71				47.37	5
3rd	516.01		77.71				47.37	5
4th	516.01		77.71				47.37	5
5th	516.01		77.71				47.37	5
6th	516.01		77.71				47.37	5
7th	516.01		77.71				47.37	5
8th	516.01		77.71				47.37	5
9th	516.01		77.71				47.37	5
10th	516.01		77.71				47.37	5
11th	516.01		77.71				47.37	5
12th	516.01		77.71				47.37	5
13th	516.01		77.71				47.37	5
14th	247.63		32.18				19.01	2
TOTAL	6955.76	1043.36	1042.41	6955.76	3.38	4.53	634.82	67

DOOR & WINDOW SCHEDULES

D = 1.05 X 2.25	W = 1.80 X 1.50
D1 = 0.90 X 2.25	KW = 1.05 X 1.20
D2 = 0.75 X 2.25	SW = 1.20 X 1.20
FD = 1.80 X 2.25	V = 0.60 X 0.90
O = 2.85 X 2.25	
O1 = 1.25 X 2.25	
O2 = 0.90 X 2.25	
SD = 1.20 X 2.25	
LD = 1.20 X 2.25	

THIS DRAWING IS A PROPERTY OF PIANKH DESIGNING SPACES IT SHOULD NOT BE USED FOR ANY OTHER PURPOSE THAN ASSIGNED NOR IT MAY BE COPIED IN WHOLE, PART OR LENT WITHOUT OUR AUTHORITY IN WRITING.

PROJECT

PROPOSED RESIDENTIAL BUILDING, ON SR. NO - 70B/1B, 70B/1C, 70B/1D, 70B/1E, 70B/1F, AT GHORPADI, TALUKA - PUNE SHAHAR , DIST- PUNE.

NAME OF THE OWNER

M/S. ARUN SHETH PROPERTIES THR.
MR. ALOK ARUN SHETH (P.A.H.)
MR. NITIN SUDHAKAR TALATHI (P.A.H.) — SIGNATURE

P I A N K H
Designing Spaces
ARCHITECT : ANUPAMA ARUN SHETH.
SHETH HOUSE,
SURVEY NO. 45/4, NEAR SAIBABA TEMPLE ,OFF D.P. ROAD, MHATRE BRIDGE,KARVEENAGAR, PUNE - 411052
PHONE: 020 25434990 / 91

SIGNATURE

Scale	Date	North	Drawn By	Checked By	Approved By
1:100	NOVEMBER 2019		SATISH	MAYURESH	ANUPAMA