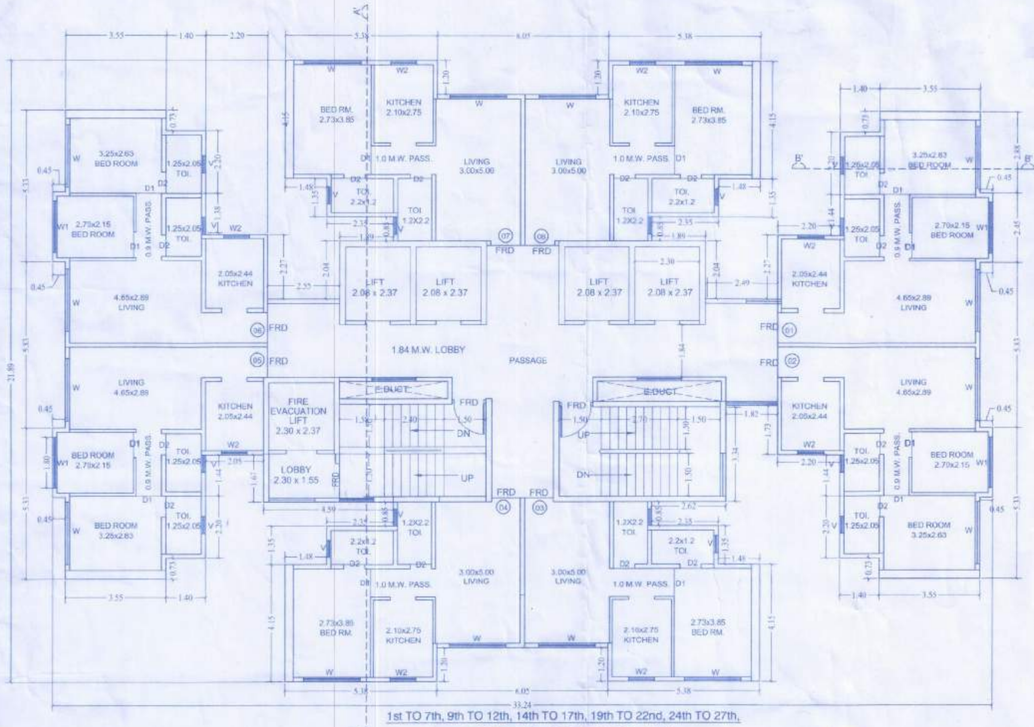

1st TO 7th, 9th TO 12th, 14th TO 17th, 19th TO 22nd, 24th TO 27th, 29th TO 32nd, 34th & 35th FLOOR PLAN

(TYPICAL FLOOR PLAN)

SCALE - 1:100

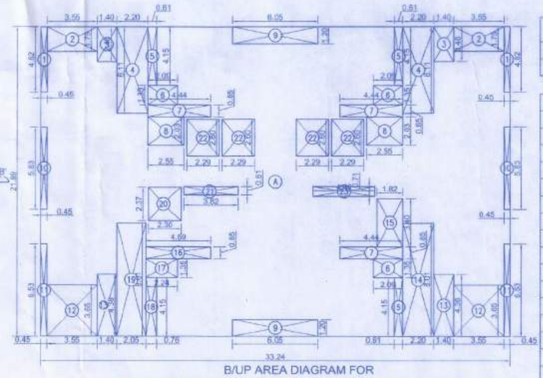

B/UP AREA DIAGRAM FOR 1st TO 7th, 9th TO 12th, 14th TO 17th, 19th TO 22nd, 24th TO 27th, 29th TO 32nd, 34th & 35th FLOORS (TYPICAL FLOOR PLAN)

SCALE - 1:200

BUILT UP AREA CALCULATION OF TYPICAL FLOOR.

A	33.24	X	21.89	X	1 NO	=	727.62 SQ.MT.
					TOTAL ADDITION	=	727.62 SQ.MT. X

DEDUCTIONS

1	8.22	X	1.75	X	2 NOS	=	28.77 SQ.MT.
2	0.45	X	2.88	X	3 NOS	=	3.89 SQ.MT.
3	4.22	X	0.73	X	2 NOS	=	6.16 SQ.MT.
4	2.81	X	3.64	X	1 NO	=	10.23 SQ.MT.
5	1.48	X	1.35	X	1 NO	=	2.00 SQ.MT.
6	3.83	X	0.85	X	1 NO	=	3.26 SQ.MT.
7	0.61	X	0.23	X	1 NO	=	0.14 SQ.MT.
8	2.55	X	2.04	X	2 NOS	=	10.40 SQ.MT.
9	0.45	X	5.83	X	2 NOS	=	5.25 SQ.MT.
10	0.45	X	2.89	X	1 NO	=	1.30 SQ.MT.
11	8.22	X	3.64	X	1 NO	=	29.92 SQ.MT.
12	4.22	X	0.74	X	1 NO	=	3.12 SQ.MT.
13	2.05	X	3.64	X	1 NO	=	7.46 SQ.MT.
14	0.76	X	1.97	X	1 NO	=	1.50 SQ.MT.
15	1.48	X	2.20	X	1 NO	=	3.26 SQ.MT.
16	2.35	X	0.85	X	2 NOS	=	4.00 SQ.MT.
17	6.05	X	1.20	X	2 NOS	=	14.52 SQ.MT.
18	8.22	X	3.66	X	1 NO	=	30.00 SQ.MT.
19	2.81	X	0.50	X	1 NO	=	1.41 SQ.MT.
20	2.37	X	2.29	X	1 NO	=	5.43 SQ.MT.
21	3.82	X	0.60	X	1 NO	=	2.29 SQ.MT.
22	0.27	X	1.35	X	1 NO	=	0.36 SQ.MT.
23	4.03	X	3.87	X	1 NO	=	15.60 SQ.MT.
24	1.83	X	1.73	X	1 NO	=	3.17 SQ.MT.
25	2.81	X	1.67	X	1 NO	=	4.69 SQ.MT.
26	4.30	X	1.97	X	1 NO	=	8.47 SQ.MT.
27	2.09	X	0.23	X	1 NO	=	0.48 SQ.MT.
28	2.30	X	2.61	X	4 NOS	=	24.01 SQ.MT.
29	4.05	X	0.71	X	1 NO	=	2.88 SQ.MT.
30	4.40	X	0.71	X	1 NO	=	3.12 SQ.MT.
31	2.08	X	2.38	X	1 NO	=	4.95 SQ.MT.
					TOTAL DEDUCTION	=	237.57 SQ.MT. Y1
TOTAL BUILT UP AREA [X - Y1]						=	490.05 SQ.MT. X1
BUILT UP AREA [AS PER P-LINE]						=	490.20 SQ.MT.

DOOR & WINDOW SCHEDULE

NO.	SIZE	
FRD	1.20 X 2.10	FIRE RATED DOOR
D	1.05 X 2.10	T.W. FLUSH DOOR
D1	0.90 X 2.10	T.W. FLUSH DOOR
D2	0.75 X 2.10	T.W. FLUSH DOOR
W	2.00 X 2.10	ALUMINIUM GLAZED WINDOW
W1	1.86 X 2.10	ALUMINIUM GLAZED WINDOW
W2	1.63 X 2.10	ALUMINIUM GLAZED WINDOW
W3	1.50 X 2.10	ALUMINIUM GLAZED WINDOW
W4	1.20 X 1.20	ALUMINIUM GLAZED WINDOW
W5	0.90 X 1.20	ALUMINIUM GLAZED WINDOW
V	0.60 X 1.20	LOUVERED VENTILATOR

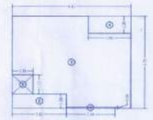

BUILD UP AREA DIAGRAM OF FLAT NO : 03, 04, 07 & 08
SCALE - 1:200

BUILT UP AREA CALCULATION

FLAT NO : 03, 04, 07 & 08							
1	8.41	X	6.50	X	1 NO	=	54.67 SQ.MT.
					TOTAL ADDITION	=	54.67 SQ.MT. X

DEDUCTIONS

1	3.44	X	0.08	X	1 NO	=	0.28 SQ.MT.
2	3.83	X	1.00	X	1 NO	=	3.83 SQ.MT.
3	1.48	X	1.35	X	1 NO	=	2.00 SQ.MT.
4	3.02	X	1.20	X	1 NO	=	3.62 SQ.MT.
					TOTAL DEDUCTION	=	9.73 SQ.MT. Y1
TOTAL BUILT UP AREA [X - Y1]						=	44.92 SQ.MT. X1

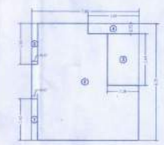

BUILD UP AREA DIAGRAM OF FLAT NO : 01, 02, 05 & 06
SCALE - 1:200

BUILT UP AREA CALCULATION

FLAT NO : 01, 02, 05 & 05							
2	7.60	X	8.25	X	1 NO	=	62.70 SQ.MT.
					TOTAL ADDITION	=	62.70 SQ.MT. X

DEDUCTIONS

1	0.45	X	2.92	X	1 NO	=	1.31 SQ.MT.
2	0.45	X	2.88	X	1 NO	=	1.30 SQ.MT.
3	2.20	X	3.64	X	1 NO	=	8.01 SQ.MT.
4	3.60	X	0.73	X	1 NO	=	2.63 SQ.MT.
					TOTAL DEDUCTION	=	13.25 SQ.MT. Y1
TOTAL BUILT UP AREA [X - Y1]						=	49.43 SQ.MT. X1

BUILT UP AREA AS PER FLAT

FLAT NO.	BUILT UP AREA
1	49.43
2	49.43
3	44.92
4	44.92
5	49.43
6	49.43
7	44.92
8	44.92

AREA DIAGRAM FOR SOCIETY OFFICE
SCALE - 1:200

BUILT UP AREA CALCULATION FOR SOCIETY OFFICE

1	5.40	X	2.40	X	1NO	=	12.96 SQ.MT.
					TOTAL ADDITION	=	12.96 SQ.MT. X
BUILT UP AREA [AS PER P-LINE]						=	12.95 SQ.MT.

AREA DIAGRAM FOR SERVANT TOILET
SCALE - 1:200

BUILT UP AREA CALCULATION FOR SERVANT TOILET

2	1.55	X	2.15	X	1NO	=	3.33 SQ.MT.
					TOTAL ADDITION	=	3.33 SQ.MT.
BUILT UP AREA [AS PER P-LINE]						=	3.33 SQ.MT.

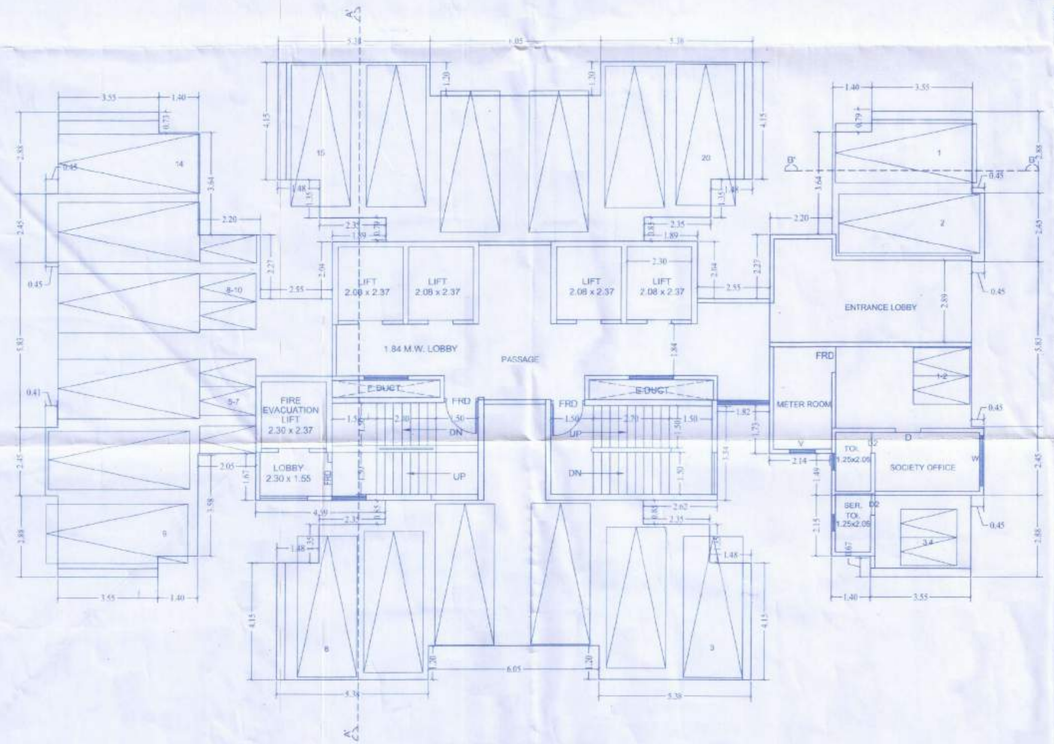

GR./ST. FLOOR PLAN

SCALE - 1:100

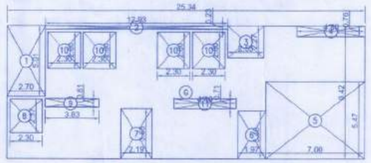

B/UP AREA DIAGRAM FOR GR./ST. FLOOR

SCALE - 1:200

BUILT UP AREA CALCULATION FOR

GR./ST. FLOOR							
G	25.34	X	9.42	X	1 NO	=	238.70 SQ.MT.
					TOTAL ADDITION	=	238.70 SQ.MT. X

DEDUCTIONS

1	2.70	X	5.01	X	1 NO	=	13.53 SQ.MT.
2	12.93	X	0.23	X	1 NO	=	2.97 SQ.MT.
3	2.55	X	2.27	X	1 NO	=	5.79 SQ.MT.
4	4.80	X	0.76	X	1 NO	=	3.65 SQ.MT.
5	7.00	X	5.47	X	1 NO	=	38.29 SQ.MT.
6	1.98	X	3.40	X	1 NO	=	6.73 SQ.MT.
7	2.19	X	3.55	X	1 NO	=	7.77 SQ.MT.
8	2.300	X	2.38	X	1 NO	=	5.47 SQ.MT.
9	3.825	X	0.608	X	1 NO	=	2.33 SQ.MT.
10	2.30	X	2.61	X	4 NOS	=	24.01 SQ.MT.
11	4.40	X	0.71	X	1 NO	=	3.12 SQ.MT.
					TOTAL DEDUCTION	=	113.66 SQ.MT. Y1
TOTAL BUILT UP AREA [X - Y1]						=	125.04 SQ.MT. X1
AREA BY P-LINE						=	125.07 SQ.MT. X1

TOTAL BUILT UP AREA

GR. /ST. FLOOR		
BUILT UP AREA	=	125.07 SQ.MT.
SOCIETY OFFICE	=	12.95 SQ.MT.
SERVANT TOILET	=	3.33 SQ.MT.
NET BUILT UP AREA OF GR./ST. FLOOR	=	141.35 SQ.MT.

FORM OF STATEMENT 3
[SR. NO. 9 (G)]

BUILDING NO.	FLOOR NO.	APARTMENT NO.	CARPET AREA OF APARTMENT	AREA OF BALCONY ATTACHED TO APARTMENT	AREA OF DOUBLE HEIGHT TERRACES ATTACHED TO FLAT
(1)	(2)	(3)	(4)	(5)	(6)
03	1st TO 7th, 9th TO 12th, 14th TO 17th, 19th TO 22nd, 24th TO 27th,29th TO 32nd, 34th & 35th FLOOR	1	44.95	NILL	NILL
		2	44.95	NILL	NILL
		3	40.75	NILL	NILL
		4	40.75	NILL	NILL
		5	44.95	NILL	NILL
		6	44.95	NILL	NILL
		7	40.76	NILL	NILL
		8	40.76	NILL	NILL
	8th,13th,18th,23rd,28th,33rd FLOOR	1	REFUGE AREA		
		2	44.95	NILL	NILL
		3	40.75	NILL	NILL
		4	40.75	NILL	NILL
		5	44.95	NILL	NILL
		6	44.95	NILL	NILL
		7	40.76	NILL	NILL
		8	40.76	NILL	NILL

STATEMENT FOR FLATS WITH B/UP AREA BELOW 50 SQ.MT.

FLOOR	FLAT NO.	B/UP AREA in sq.mt.	NO. OF FLAT	TOTAL in sq.mt.	NO. OF FLR	TOTAL in sq.mt.	TOTAL NO. OF FLAT
1st TO 7th, 9th TO 12th, 14th TO 17th, 19th TO 22nd, 24th TO 27th,29th TO 32nd, 34th & 35th FLOOR	1,2,5,6	49.43	4	197.72	29	5733.88	116
	3,4,7,8	44.92	4	179.68	29	5210.72	116
8th,13th,18th,23rd,28th,33rd FLOOR	2, 5,6	49.43	3	148.29	6	889.74	18
	3,4,7,8	44.92	4	179.68	6	1078.08	24
TOTAL						12912.42	274

PROFORMA - B

CONTENTS OF SHEET 07/13

GR./ST. FLR, TYPICAL FLOOR PLANS, BUA AREA DIAGRAM & CALCULATIONS, DOOR & WINDOW SCHEDULE, ETC.

BUILDING NO.3
GR./ST. + 35th FLOORS.

STAMP OF APPROVAL OF PLANS

Plans are approved Subject to conditions
Prescribed in Permit No. V.P. 505/0218/22
TMC/TS-DP/TPS/ A22-9/22 Dated 19/10/2022

Deputy Engineer (TDD)
Executive Engineer (TDD)
19/10/2022
Thane Municipal Corporation
The City of Thane

सावधान

"मंजुर नकाशाहुसार बांधकाम न करणे तसेच विकास नियंत्रण नियमावलीनुसार आवश्यक त्या परवानग्या न घेता कामास सुरुवात करणे, महाराष्ट्र प्रादेशिक व नगर रचना अधिनियमाचे कलम ५२ अनुसार दंडनीय गुन्हा आहे. त्याशाठी आरोपीस जास्त ३ वर्षे पर्यंत व रु. १०००/- पेक्षा होऊ शकतो."

THANE MUNICIPAL CORPORATION

DESCRIPTION OF PROPOSAL

PROPOSED BUILDING ON PLOT BEARING G.NO.2/2, 2/5, 7/1 & 7/2 AT CHITALSAR MANPADA, THANE (W)

ADDRESS OF DEVELOPER

DHRUVA WOOLLEN MILLS PVT LTD
Runwal Omkar Square I 5th Floor I Off Eastern Express Highway I Sion
Mumbai - 400 022 I Tel: 61133000 I Direct: 61133216

NAME & SIGNATURE OF OWNER / P.O.A.HOLDER

DIRECTOR/ AUTHORIZED SIGNATORY
M/S DHRUVA WOOLEN MILLS PVT.LTD.

A R C H I T E C T

ARCHITECT/ LICENSED ENGINEER/ SUPERVISOR NAME AND SIGNATURE

JOB NO. : 269	DRAWN BY : DEVENDRA	SCALE : 1:100
DRAWING NO. : 07	CHECKED BY : DINESH	
REGISTRATION NO. OF ARCHITECT/ LICENSE NO. OF LICENSED ENGINEER/ SUPERVISOR	CA/76/63282	