A (BUILDING-1)

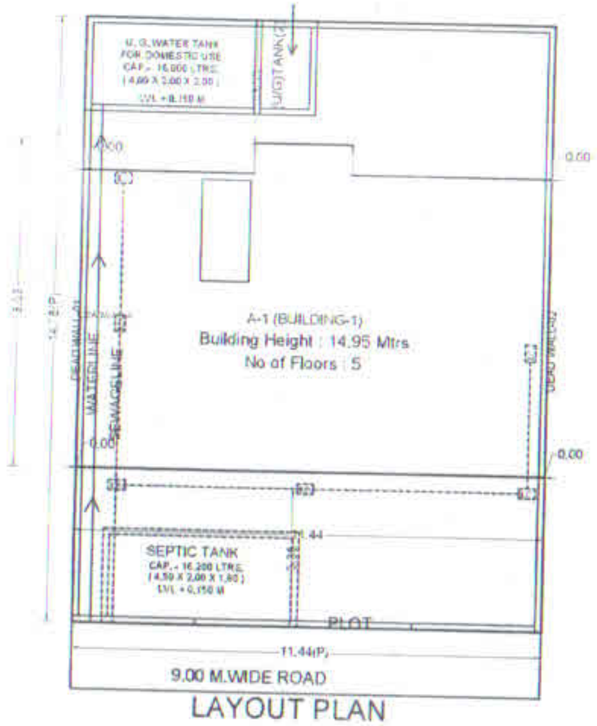

LAYOUT PLAN

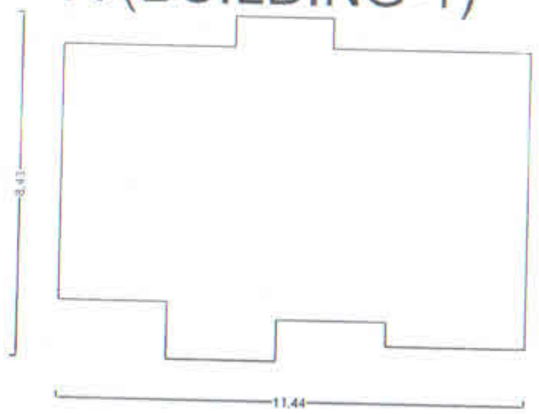

Poly	Area
Coverage	81.90

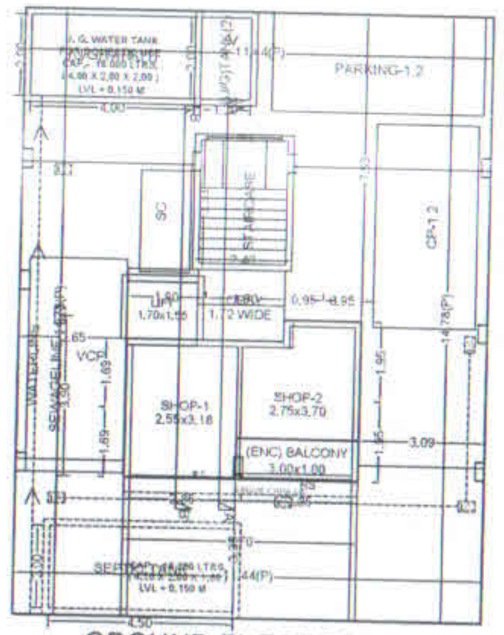

GROUND FLOOR PLAN

GROUND FLOOR PLAN

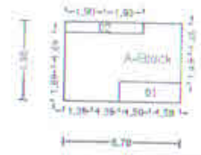

POLYGON	SIZE	AREA
A-Block	3.90 X 5.70	22.23
01	1.00 X 3.00	3.00
02	0.52 X 3.60	1.88
Total	---	17.25

FOURTH FLOOR PLAN

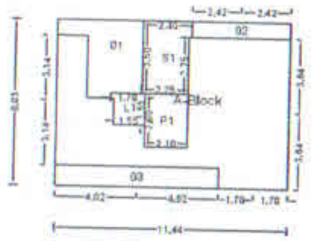

POLYGON	SIZE	AREA
A-Block	8.03 X 11.44	91.86
01	---	10.86
02	0.75 X 4.84	3.63
03	1.00 X 8.04	8.04
L1	1.55 X 1.70	2.44
P1	2.10 X 2.60	5.46
S1	2.25 X 3.50	7.99
Total	---	53.44

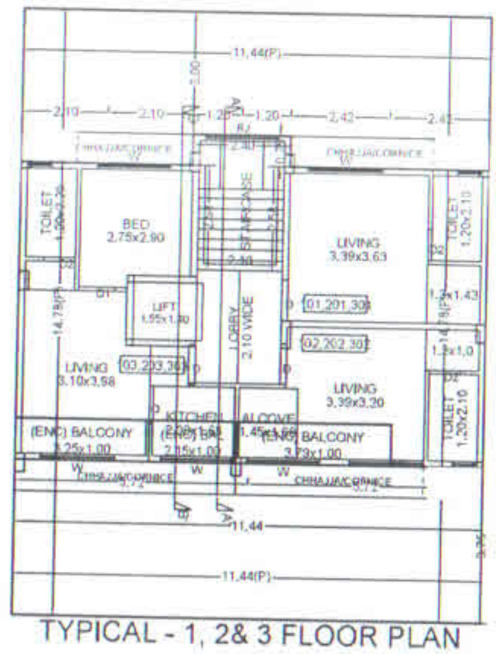

TYPICAL - 1, 2& 3 FLOOR PLAN

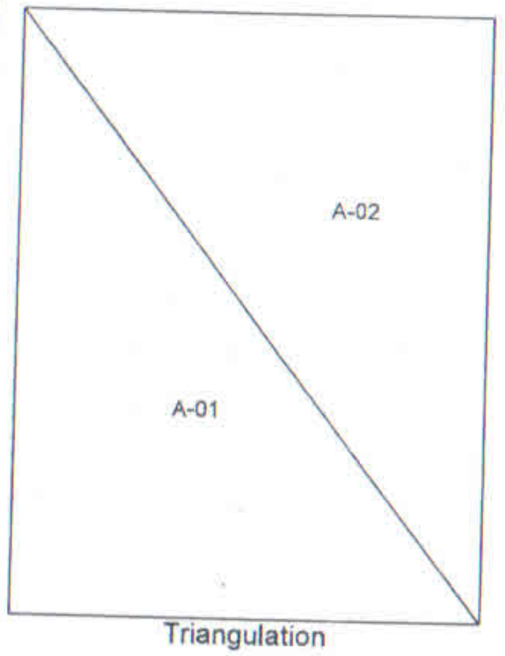

Triangulation

Triangle	Area
A-01	84.54
A-02	84.54
Total (PLOT)	169.08

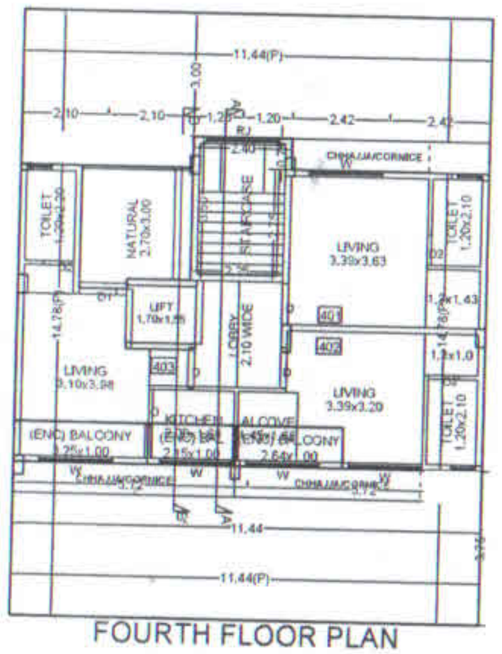

FOURTH FLOOR PLAN

TYPICAL - 1, 2& 3 FLOOR PLAN

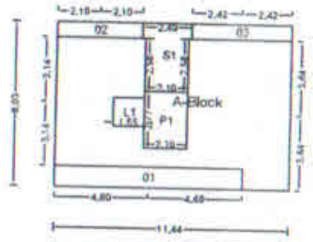

POLYGON	SIZE	AREA
A-Block	8.03 X 11.44	91.86
01	1.00 X 9.19	9.19
02	0.75 X 4.20	3.15
03	0.75 X 4.84	3.63
L1	1.40 X 1.55	2.17
P1	2.10 X 2.77	5.82
S1	---	7.22
Total	---	60.69

C.B, F.B, LOBBY STATEMENT: A (BUILDING-1)

FLOOR	NO. OF C.B	NO. OF F.B	LOBBY AREA
FOURTH FLOOR	0	0	5.46
THIRD FLOOR	0	0	5.82
SECOND FLOOR	0	0	5.82
FIRST FLOOR	0	0	5.82
GROUND FLOOR	0	0	3.61
Total	0	0	26.53

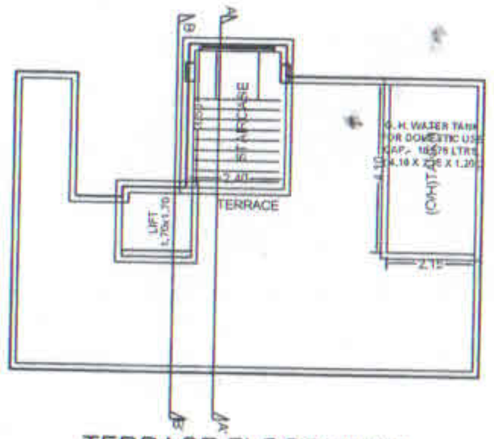

TERRACE FLOOR PLAN

FLOOR WISE CARPET AREA: A (BUILDING-1)

FLOOR	CARPET NAME	CARPET AREA	BAL. AREA	CARPET+BAL. AREA	TOTAL AREA
FOURTH FLOOR PLAN	401	16.91	0.00	16.91	53.43
	402	14.19	2.64	16.83	
	403	14.29	5.40	19.69	
GROUND FLOOR PLAN	SHOP-1	8.24	0.00	8.24	17.96
	SHOP-2	6.72	3.00	9.72	
TYPICAL - 1, 2& 3 FLOOR PLAN	101,201,301	16.91	0.00	16.91	60.99
	102,202,302	13.04	3.79	16.83	
	103,203,303	21.85	5.40	27.25	

PARKING CALCULATION

TYPE	CARPET AREA FSI (M2)	TENEMENT (NOS)		CAR (NOS)		SCOOTER (NOS.)		CYCLE (NOS.)	
		UNIT	PROP.	BY RULE	REQD.	BY RULE	REQD.	BY RULE	REQD.
Residential	0.0 - 45.0	4	12	1	3	-	-	-	-
Residential	45.0 - 60.0	2	0	1	0	-	-	-	-
Residential	60.0 - ...	1	0	1	0	-	-	-	-
Commercial	0 - 800(PROP BUA-1788)	1	1	1	1	-	-	-	-
Commercial	800.0 - ...(BALANCE 860.00)	0	0	1	0	-	-	-	-
Total	Required	-	-	-	4	-	-	-	-
Total	Proposed	-	-	-	4	-	-	-	-

WATER REQUIREMENT

TANK		OCCUPANT LOAD (NOS.)			CONSUMPTION PER DAY (LIT)	REQUIRED CAPACITY (LIT)	PROPOSED CAPACITY (LIT)
		TNMTS/AREA	FACTOR				
OHWT & UGWT	TENEMENT	12	7.5	90	200	18000.00	
	COMMPROP/FSI	17.25	6.08	2	45	90.00	
	TOTAL					18090.00	
	OVERHEAD (40%)					7236.00	10578.43
	UNDERGROUND(60%)					10854.00	20800.00
	TOTAL					18090	31378.43

BALCONY CALCULATIONS: A (BUILDING-1)

FLOOR	SIZE	AREA	PERM AREA	TOT. AREA
FOURTH FLOOR	1.00 X 3.25 X 1	3.25	8.02	8.04
	1.00 X 2.15 X 1	2.15		
	1.00 X 2.64 X 1	2.64		
THIRD FLOOR	1.00 X 3.25 X 1	3.25	9.10	9.19
	1.00 X 2.15 X 1	2.15		
	1.00 X 3.79 X 1	3.79		
SECOND FLOOR	1.00 X 3.25 X 1	3.25	9.10	9.19
	1.00 X 2.15 X 1	2.15		
	1.00 X 3.79 X 1	3.79		
FIRST FLOOR	1.00 X 3.25 X 1	3.25	9.10	9.19
	1.00 X 2.15 X 1	2.15		
	1.00 X 3.79 X 1	3.79		
GROUND FLOOR	1.00 X 3.00 X 1	3.00	2.59	3.00
Total	-	-	37.91	38.61

SCHEDULE OF OPENING: A (BUILDING-1)

NAME	LENGTH	HEIGHT	NOS.
D2	0.75	2.10	12
D1	0.90	2.10	04
O	0.90	2.10	04
D	1.00	2.10	12
RS	2.75	2.10	01

SCHEDULE OF OPENING: A (BUILDING-1)

NAME	LENGTH	HEIGHT	NOS.
V	0.60	1.20	12
RJ	1.80	1.20	06
W	1.80	2.00	23

FLOOR WISE FSI STATEMENT: A (BUILDING-1)

FLOORS	FSI AREA				BALCONY	PASSAGE	STAIR	LIFT	TENEMENTS	TOTAL FSI AREA
	COMM.	RESI.	IND.	SPEC.						
TERRACE FLOOR	0.00	0.00	0.00	0.00	0.00	0.00	0.00	0.00	0	0.00
FOURTH FLOOR	0.00	53.44	0.00	0.00	8.04	5.46	7.99	2.44	3	53.44
THIRD FLOOR	0.00	60.69	0.00	0.00	9.19	5.82	7.22	2.17	3	60.69
SECOND FLOOR	0.00	60.69	0.00	0.00	9.19	5.82	7.22	2.17	3	60.69
FIRST FLOOR	0.00	60.69	0.00	0.00	9.19	5.82	7.22	2.17	3	60.69
GROUND FLOOR	17.25	0.00	0.00	0.00	3.00	3.61	7.99	2.64	0	17.25
Total	17.25	235.51	0.00	0.00	38.61	26.52	37.64	11.59	12	252.76 + 0.70

BUILDING WISE FSI STATEMENT

BUILDING	FSI AREA				BALCONY	PASSAGE	STAIR	LIFT	TENEMENTS	TOTAL FSI AREA
	COMM.	RESI.	IND.	SPEC.						
A-1 (BUILDING-1)	17.25	235.51	0.00	0.00	38.61	26.52	37.64	11.59	12	252.76 + 0.70
Total	17.25	235.51	0.00	0.00	38.61	26.52	37.64	11.59	12	252.76 + 0.70

SEAL OF APPROVAL

APPROVED SUBJECT TO THE CONDITION MENTIONED IN the office letter

No.	CIDCO/BP-15852/TPO(NM/2018
Scrutiny Date :	10-01-2019

APPROVED SUBJECT TO THE CONDITION MENTIONED IN This Office Letter

No. CIDCO/BP-15852/TPO(NM & K)/2018 /3752

Dtd. 16 Jan 2019

Document certified by PATIL MITHILESH JANARDHAN
rmithilesh.patil@gmail.com
Name : PATIL MITHILESH JANARDHAN
Designation : Assistant State Planner
Organization : CIDCO LIMITED
Date : 28-Jan-2019 18 36:41

Sr.Planner/Asso.Planner(BP)
CIDCO of Maharashtra Ltd.
Raighad Bhavan, 4th Floor,
Plot No.4, Sector-11,
CBD-Belapur, Navi Mumbai.

AREA STATEMENT	SQ.M.
1. AREA OF PLOT	169.08
2. BALANCE PLOT AREA	169.08
3. PERMISSIBLE FSI	1.5000
4. PERMISSIBLE BUILT UP AREA	253.62
5. TOTAL PERMISSIBLE BUILT UP AREA	253.62
6. PROPOSED BUILT UP AREA	
(a) PROPOSED RESIDENTIAL AREA	235.51
(b) PROPOSED COMMERCIAL AREA	17.25
(c) PROPOSED INDUSTRIAL AREA	0.00
(d) PROPOSED SPECIAL USE AREA	0.00
TOTAL PROPOSED AREA (a+b+c+d)	252.76
7. EXCESS BALCONY AREA	0.70
8. EXISTING BUILT UP AREA	0.00
9. SUBSTRUCTURE/PROJECTIONS	0.00
10. SERVICE SLAB AREA/EXCESS TERRACE	0.00
11. EXCESS LOBBY/REFUGE AREA	000.00
12. TOTAL BUILT UP AREA PROPOSED	253.46
13. CONSUMED FSI	1.50
14. NO. OF LIFTS PROVIDED	1
15. NO. OF RESI. UNITS PROVIDED	12
16. NO. OF COMM. UNITS PROVIDED	2
SPECIFICATIONS	

CERTIFICATE OF AREA

CERTIFIED THAT I HAVE SURVEYED THE PLOT UNDER REFERENCE ON _____ AND THAT THE DIMENTIONS OF THE SIDES, ETC, OF THE PLOT STATED ON THE PLAN ARE AS MEASURED ON THE SITE AND THE AREA SO WORKED OUT IS _____ SQUARE METRES AND TALLIES WITH THE AREA STATED IN THE DOCUMENT OF OWNERSHIP / TOWN PLANNING SCHEME RECORDS.

SIGN OF ARCHITECT/ENGINEER/SUPERVISOR

LEGEND

PLOT BOUNDARY SHOWN THICK BLACK	
PROPOSED WORK SHOWN RED FILLED IN	
DRAINAGE LINE SHOWN RED DOTTED	
WATERLINE SHOWN BLUE DOTTED	
EXISTING TO BE RETAINED HATCHED	
DEMOLISHION SHOWN HATCHED YELLOW	

OWNER'S NAME

Shri.Datta Bama Patil And Padmakar Krushna Patil

PROJECT INFORMATION

PLOT NO : 62 SECTOR NO.: R4

NODE : Pushpak(New)

PROJECT TYPE:

CONSULTANT NAME

RAHULKUMAR VITHTHALBHAI CHHABHAYA
Regd. No. :

DESTINATION
ARCHITECTURE INTERIOR DESIGNS

JOB NO.	DRG.NO.	SCALE	DRAWN BY	CHECKED BY
		1:100		
INWARD NO.	CIDCO/BP-15852/TPO(NM/2018	DATE	10-01-2019	
KEY NO.	9-3/(D/75/D)	SHEET NO.	1/1	

This is a system generated drawing as per the soft copy submitted by the Architect/ License Engineer