KEY PLAN- (SCALE=1:200) UPPER GROUND FLOOR

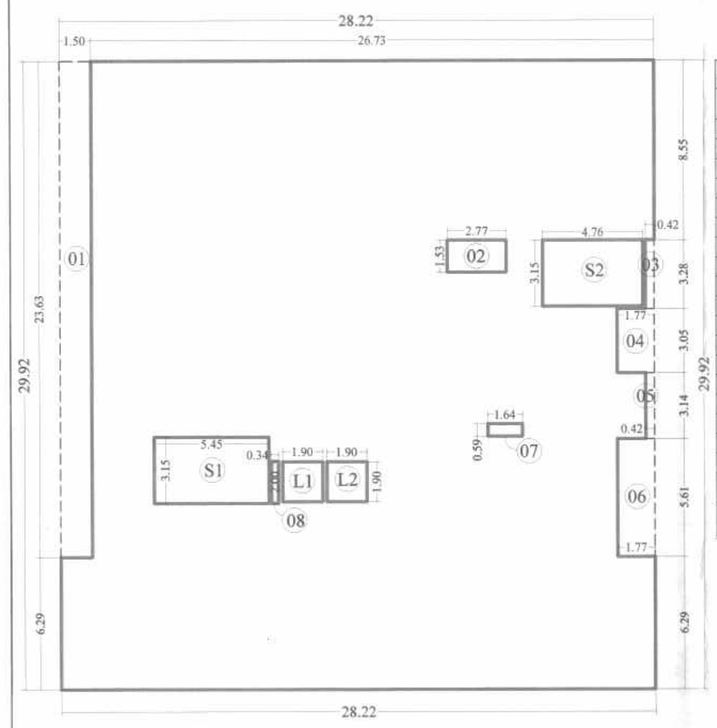

BUILT-UP AREA STATEMENT :- UPPER GROUND FLOOR AREA STATEMENT.							
AREA NAME	LENGTH		WIDTH		NOS		AREA (SQ.M)
BLOCK	28.22	X	29.92	X	00	844.34	SQ.M
STANDARD DEDUCTIONS :-							
01)	1.50	X	23.63	X	1	35.45	SQ.M
02)	2.77	X	1.53	X	1	4.24	SQ.M
03)	0.42	X	3.28	X	1	1.38	SQ.M
04)	1.77	X	3.05	X	4	21.59	SQ.M
05)	0.42	X	3.14	X	1	1.32	SQ.M
06)	1.77	X	5.61	X	1	9.93	SQ.M
07)	1.64	X	0.59	X	1	0.97	SQ.M
08)	0.34	X	2.00	X	1	0.68	SQ.M
					TOTAL	75.55	SQ.M
STAIR DEDUCTIONS :-							
S1	5.45	X	3.15	X	1	17.17	SQ.M
S2	4.76	X	3.15	X	1	14.99	SQ.M
					TOTAL	32.16	SQ.M
LIFT DEDUCTIONS :-							
L1,L2	1.90	X	1.90	X	2	3.61	SQ.M
					TOTAL	3.61	SQ.M
TOTAL DEDUCTIONS :-						111.32	SQ.M
NET AREA :-	844.34	-	111.32			733.02	SQ.M

KEY PLAN- (SCALE=1:200) 1ST FLOOR

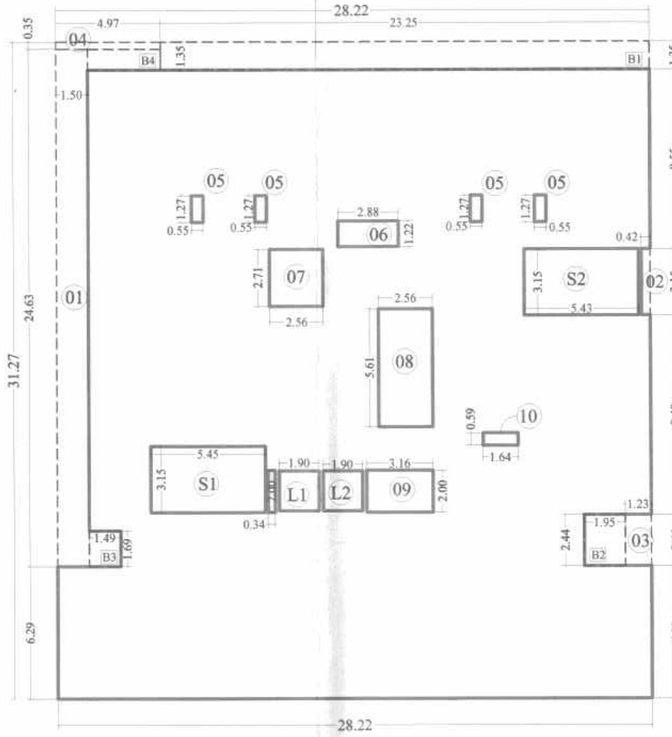

BUILT-UP AREA STATEMENT :- FIRST FLOOR AREA STATEMENT.							
AREA NAME	LENGTH		WIDTH		NOS		AREA (SQ.M)
BLOCK	28.22	X	31.27	X	00	882.44	SQ.M
STANDARD DEDUCTIONS :-							
01)	1.50	X	24.63	X	1	36.95	SQ.M
02)	0.42	X	3.15	X	1	1.32	SQ.M
03)	1.23	X	2.44	X	1	3.00	SQ.M
04)	4.97	X	0.35	X	1	1.74	SQ.M
05)	0.55	X	1.27	X	4	2.79	SQ.M
06)	2.88	X	1.22	X	1	3.51	SQ.M
07)	2.56	X	2.71	X	1	6.94	SQ.M
08)	2.56	X	5.61	X	1	14.36	SQ.M
09)	3.96	X	2.00	X	1	7.92	SQ.M
10)	1.64	X	0.59	X	1	0.97	SQ.M
					TOTAL	79.50	SQ.M
STAIR DEDUCTIONS :-							
S1	5.45	X	3.15	X	1	17.17	SQ.M
S2	5.43	X	3.15	X	1	17.10	SQ.M
					TOTAL	34.27	SQ.M
BALCONY DEDUCTIONS :-							
B1	23.25	X	1.35	X	1	31.39	SQ.M
B2	1.95	X	2.44	X	1	4.76	SQ.M
B3	1.49	X	1.69	X	1	2.52	SQ.M
					TOTAL	38.66	SQ.M
LIFT DEDUCTIONS :-							
L1,L2	1.90	X	1.90	X	2	3.61	SQ.M
					TOTAL	3.61	SQ.M
TOTAL DEDUCTIONS :-						156.05	SQ.M
NET AREA :-	882.44	-	156.05			726.39	SQ.M

CARPET AREA STATEMENT (SCALE=1:100)

FLAT NO - 309						
CARPET AREA STATEMENT						
01)	1.30	X	1.05	1.37	SQ.M	
02)	1.18	X	0.13	0.15	SQ.M	
03)	1.85	X	1.35	2.50	SQ.M	
04)	2.41	X	1.69	4.07	SQ.M	
05)	2.54	X	2.23	5.66	SQ.M	
06)	0.92	X	1.35	1.24	SQ.M	
07)	3.18	X	2.74	8.71	SQ.M	
08)	3.35	X	4.09	13.70	SQ.M	
09)	1.71	X	0.30	0.51	SQ.M	
10)	1.52	X	0.13	0.20	SQ.M	
			TOTAL	38.12	SQ.M	
OPEN BALCONY						
B1)	0.92	X	2.45	2.25	SQ.M	
FORMED TERRACE						
OP1)	3.05	X	1.52	4.64	SQ.M	
TOTAL CARPET AREA IN SQ.M						
				45.01	SQ.M	

CARPET AREA STATEMENT (SCALE=1:100)

FLAT NO - 301						
CARPET AREA STATEMENT						
01)	1.05	X	0.13	0.14	SQ.M	
02)	1.30	X	1.65	2.14	SQ.M	
03)	4.26	X	3.18	13.55	SQ.M	
04)	0.13	X	1.52	0.20	SQ.M	
05)	2.38	X	2.66	6.33	SQ.M	
06)	0.76	X	0.13	0.10	SQ.M	
07)	5.00	X	3.02	15.10	SQ.M	
08)	0.60	X	1.35	0.81	SQ.M	
09)	1.05	X	1.55	1.63	SQ.M	
10)	5.15	X	3.05	15.71	SQ.M	
			TOTAL	55.70	SQ.M	
OPEN/DRY BALCONY						
B1)	1.66	X	3.05	5.06	SQ.M	
B2)	0.77	X	3.05	2.35	SQ.M	
B3)DB1	2.25	X	0.92	2.07	SQ.M	
TOTAL CARPET AREA IN SQ.M						
				65.18	SQ.M	

DATE & STAMP OF APPROVAL | 02 / 04

FLOOR PLAN , B/UP AREA ,CARPET AREA STATEMENT

Approved as amended in .....
subject to conditions mentioned in Annuxure 'A'
of letter No.BMC/ C.R. No.484 / 22 Puza. 3119
S. No./G. No./CTS No.. 494
Dated 31 / 05 /2022

Metropolitan Commissioner and
Chief Executive Officer
Pune Metropolitan Regional Development Authority, Pune.

Pune Metropolitan Regional Development Authority PMRDA

UPPER GROUND FLOOR PLANS (SCALE=1:100)

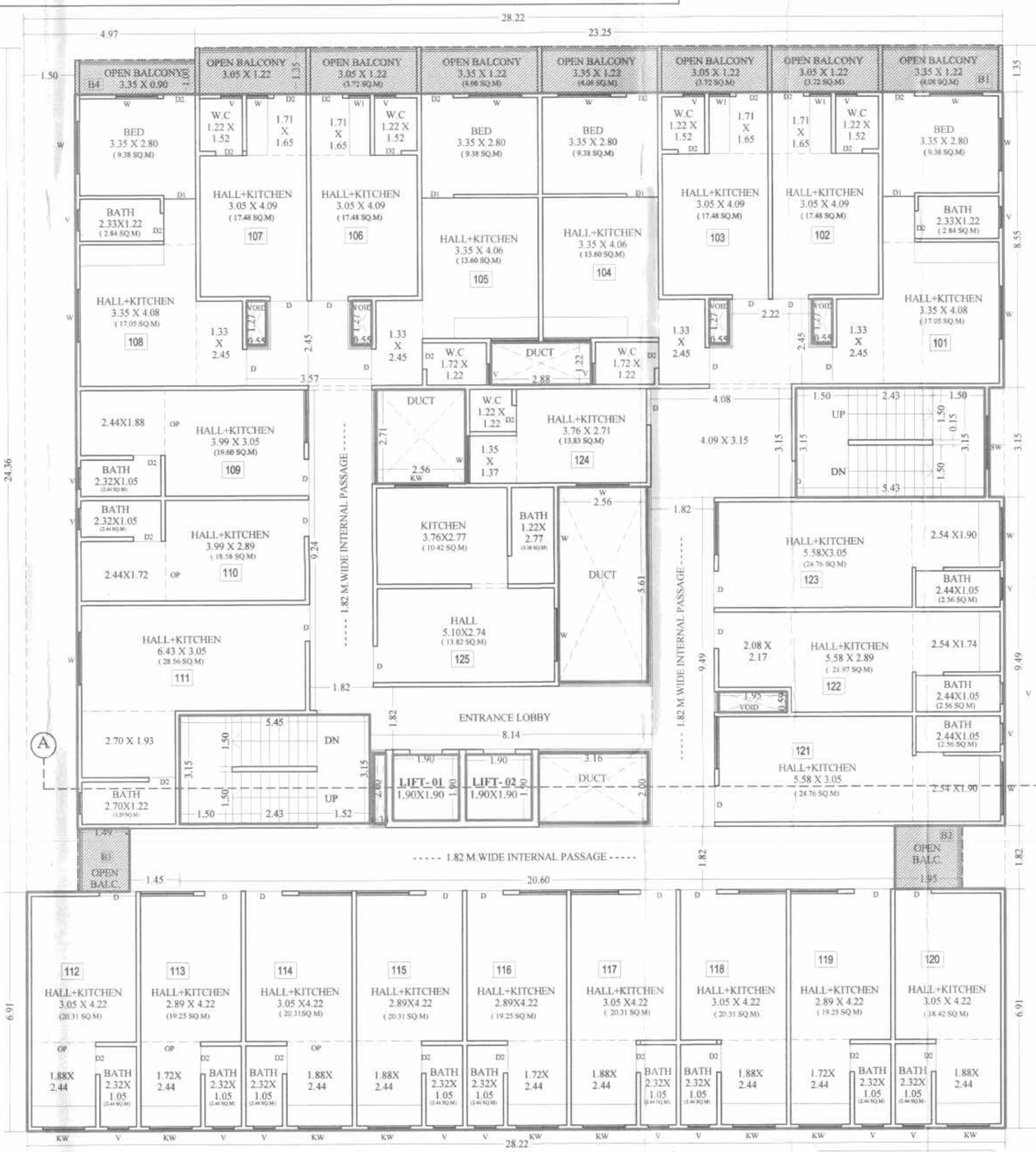

1ST FLOOR PLANS (SCALE=1:100)

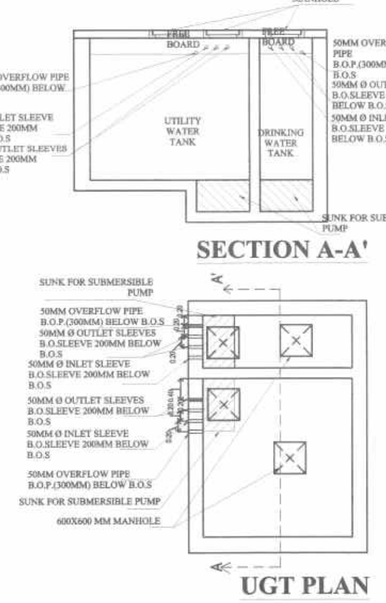

SECTION A-A'

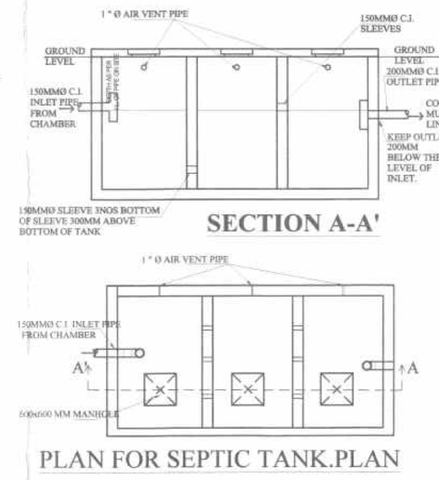

SECTION A-A'

UGT PLAN

PLAN FOR SEPTIC TANK.PLAN

WATER STORAGE CAPACITY FOR RESIDENTIAL				
WATER REQ.PER FLAT (5 PER. PER FLAT)	5	135	675	LTS./DAY
NUMBER OF FLAT IN THE SCHEME			38	NO.S
WATER REQUIRED PER BLDG	38	675	25650	LITERS
ADD. FOR FIRE FIGHTING			0.00	LITERS
TOTAL O.H.W.T. WATER REQUIRED			25650	LITERS
TOTAL O.H.W.T. WATER PROPOSED			1000	LITERS
REQUIRED CAPACITY OF U.G.W. TANK	1.5	25650	38475	LITERS
ADD. FOR FIRE FIGHTING			0	LITERS
TOTAL U.G.W.T. WATER REQUIRED			38475	LITERS
PROPOSED CAPACITY OF U.G.W. TANK			2013	LITERS

WATER STORAGE CAPACITY FOR COMMERCIAL :-					
OCC LOAD	CARPET	=	1606.09	535	
FOR GF	3		3		
SAY PERSON	535				
WATER REQUIRED PER DAY =	535	X	45	24091	LITERS
SAY LITERS	25000				LITERS
O.H.W.T CAPACITY (COMMERCIAL)	25000				LITERS
UNDER GROUND WATER TANK CAPACITY	25000	X	1.5	37500	LITERS
PROVIDED U/G WATER TANK	37500				LITERS
COMMERCIAL +RESIDENTIAL O.H.W.TANK WATER PROPOSED	26,000				LITERS
COMMERCIAL +RESIDENTIAL U.G.W.TANK WATER PROPOSED	38,513				LITERS

DESIGN ARCHITECT :-

ROOFLINE —Design Studio—

ARCHITECTS, INTERIOR DESIGNERS & LANDSCAPE DESIGNERS.

T :-9307425916/9921074864
E:-roofline.studio1011@gmail.com
W :-www.roofline.design studio.com

A :-RATNAMALA COMPLEX OFFICE NO 9. TANAJI CHOWK, NEAR SHIVAJI PUTLA,KOTHRUD PUNE - 38.

OWNERS NAME & SIGNATURE :-

M/S. 'ANSHRAJ ICON'.

Mr.VIJAY ANKUSH SANAS.

Mr.SAHIL MOHAN KAMAT.

Mr.SANTOSH KERAPPA JAMDADE.

PROPOSED COMMERCIAL & RESIDENTIAL PROJECT ON SR.NO 515 BHUGAON,TAL-MULSHI, DIST-PUNE.

JOB NO	
SCALE	1:100
DATE	20-JUL-2022
DRAWN BY	SONAL
CHK.BY	PANKAJ

STAMP :-Red. NO. PMRDA/BP/2022/00

Signature

NB associate
ARCHITECTS, INTERIOR DESIGNERS & LANDSCAPE DESIGNERS.

T :-9921074864 /9307425916
E : nb.associate884@gmail.com
W :-www.nbassociate.com

A :-RATNAMALA COMPLEX OFFICE NO 9.TANAJI CHOWK, NEAR SHIVAJI PUTLA,KOTHRUD PUNE - 38.

THIS DRAWING IS PROPERTY OF NB associate & ROOFLINE Design Studio AND MUST BE RETURNED ON REQUEST. IT IS NOT TO BE USED FOR ANY OTHER PURPOSE NOR MAY IT BECOPIED OR LENT WITHOUT OUR AUTHORITY IN WRITING.

C:\Users\Admin\Downloads\BHUGAON SR.NO 515\BHUGAON SR.NO 515.R0- MUNICIPAL-REVISED DRAWING 20-JUL-2022.dwg