F.S.I. STATEMENT

FLOOR	RESI. AREA	BALCONY	PASSAGE	TERRACE AREA	STAIRCASE AREA	FIRE STAIR-CASE AREA	LIFT AREA	LIFT/MACHINE ROOM AREA	TEN.
FIRST	199.31	19.50	39.60	25.35	15.61	15.75			03
SECOND	337.87	35.96	42.29	51.45	15.61	15.75			05
THIRD	386.00	13.93	42.29	28.55	15.61	15.75			05
FOURTH	468.04	–	–	–	15.61	15.75	1.91X1.91 =3.65	5.35X3.37X1 =18.03	05
FIFTH	470.77	–	–	–	15.61	15.75			05
SIXTH	468.04	–	–	–	15.61	15.75	1.91X3.05 =5.83	2.46X2.45X1 =6.03	05
SEVENTH	470.77	–	–	–	15.61	15.75			05
EIGHTH	452.61	–	–	–	15.61	15.75			05
NINTH	470.77	–	–	–	15.61	15.75			05
TENTH	468.04	–	–	–	15.61	15.75			05
TOTAL	4192.22	69.39	124.18	105.35	156.10	157.50	9.48	24.06	48

WATER STORAGE CAPACITY

FOR RESIDENTIAL PURPOSE		
AMOUNT OF WATER REQUIRED PER PERSON	=	135 ltrs/day
WATER REQUIRED PER FLAT (5 person per flat)	=	675 ltrs/day
NO. OF FLATS IN THE SCHEME	=	48 FLATS
WATER REQUIRED	=	32,400 ltrs/day
SAY TOTAL WATER REQUIRED FOR RESIDENTIAL	=	32,500 ltrs/day
CAPACITY OF OVER HEAD WATER TANK	=	32,500 ltrs/day
CAPACITY OF FIRE FIGHTING WATER TANK	=	20,000 ltrs/day
TOTAL CAPACITY OF OVER HEAD WATER TANK	=	52,500 ltrs/day
CAPACITY OF UNDER GROUND WATER TANK (32,500X 1.5)	=	48,750 LTR
CAPACITY OF FIRE FIGHTING WATER TANK	=	50,000 ltrs/day
TOTAL CAPACITY OF UNDER GROUND WATER TANK	=	98,750.00 ltrs/day

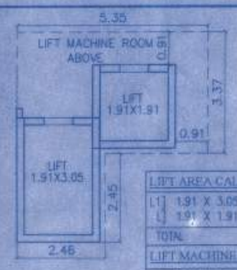

LIFT AREA CALCULATION			
L1] 1.91 X 3.05 X 1	=	5.83	SQ.M.
L] 1.91 X 1.91 X 1	=	3.65	SQ.M.
TOTAL	=	9.48	SQ.M.

LIFT MACHINE ROOM AREA CALCUL.			
5.35 X 3.37 X 1	=	18.03	SQ.M.
2.46 X 2.45 X 1	=	6.03	SQ.M.
TOTAL	=	24.06	SQ.M.

PARKING STATEMENT

	CAR	SCOOTER	CYCLE
RESIDENTIAL PURPOSE	REQUIRED		
2 TEN HAVING CARPET AREA 40 TO 80 SQ.M.	2	4	2
FOR 48 TENEMENTS	48	86	48
REQUIRED PARKING	48	87	48
PROVIDED PARKING	48	87	51

PARKING AREA STATEMENT

	AREA REQUIRED	AREA SQ.MT.	AREA PROPOSED
CAR	48 X 12.50	600.00	
SCOOTER	87 X 2.00	174.00	
CYCLE	51 X 1.00	51.00	
TOTAL		825.00	

STAMP OF APPROVAL 05/09

B9 & B10 TYPE

Revised-3 Date- 29/03/18
APPROVED SUBJECT TO CONDITION
APPROVED UNDER COMMENCEMENTS
CERTIFICATE NO. CC/1956/18

Building Inspector — Assistant Engineer P.M.C.

PUNE MUNICIPAL CORPORATION — BUILDING CONTROL DEPARTMENT — APPROVED

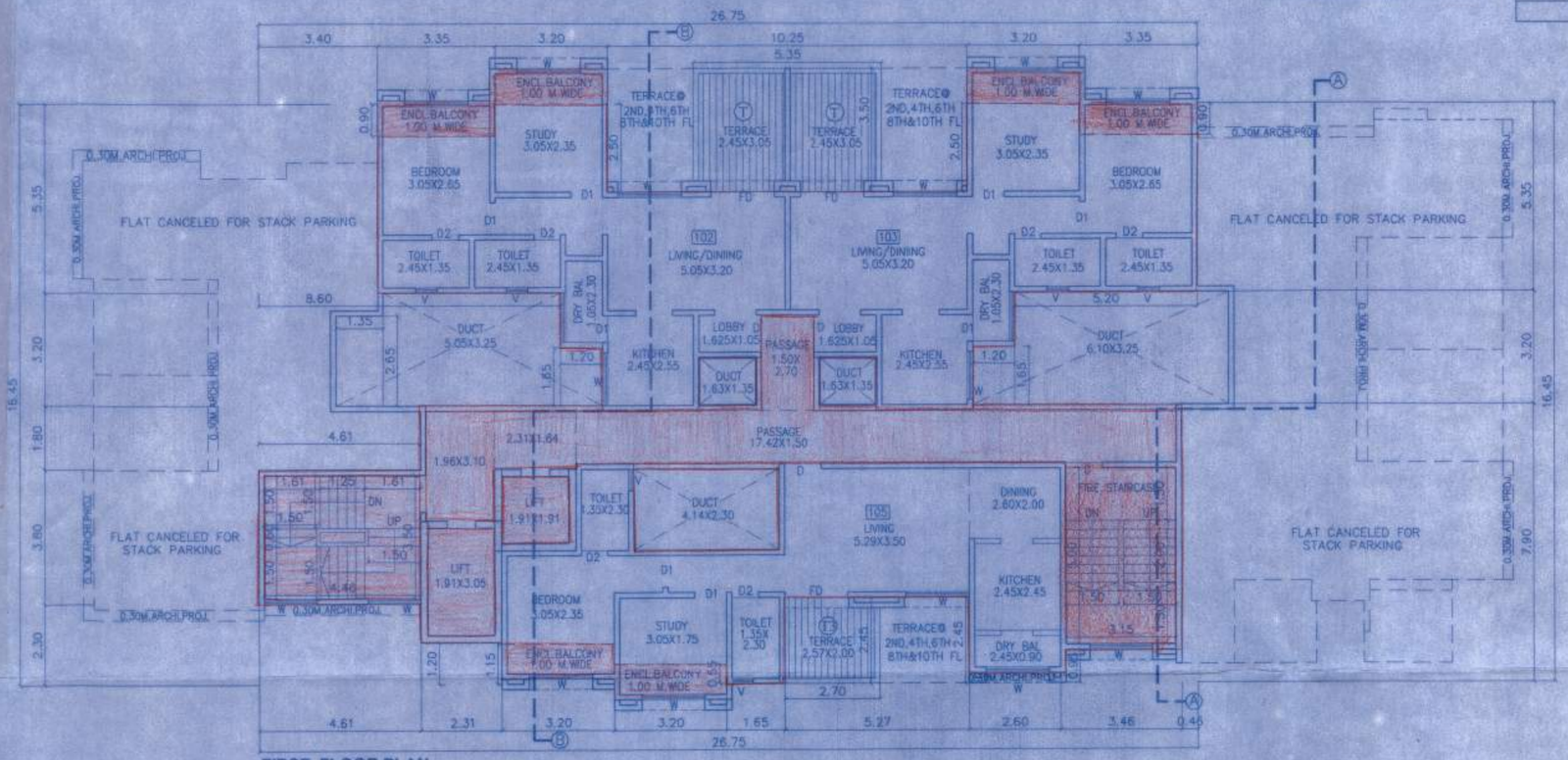

FIRST FLOOR PLAN

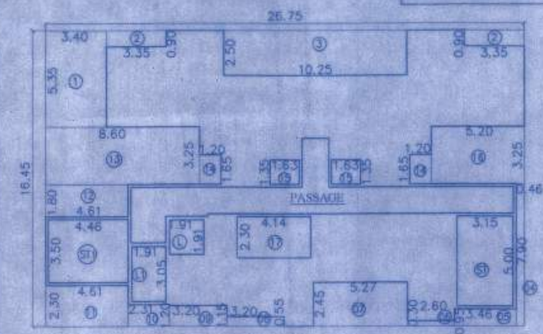

AREA KEY PLAN FOR FIRST FLOOR

PASSAGE AREA KEY PLAN FOR FIRST FLOOR

AREA CALCULATION
(FIRST FLOOR)

A. 26.75 X 16.45	=	440.04	SQ.M.
DEDUCTION			
1] 3.40 X 5.35 X 1	=	18.19	SQ.M.
2] 3.35 X 0.90 X 2	=	6.03	SQ.M.
3] 10.25 X 2.50 X 1	=	25.63	SQ.M.
4] 0.46 X 7.90 X 1	=	3.63	SQ.M.
5] 3.46 X 0.95 X 1	=	3.28	SQ.M.
6] 2.60 X 0.30 X 1	=	0.78	SQ.M.
7] 5.27 X 2.45 X 1	=	12.91	SQ.M.
8] 3.20 X 0.55 X 1	=	1.76	SQ.M.
9] 3.20 X 1.15 X 1	=	3.68	SQ.M.
10] 2.31 X 1.20 X 1	=	2.77	SQ.M.
11] 4.61 X 2.30 X 1	=	10.60	SQ.M.
12] 4.61 X 1.80 X 1	=	8.30	SQ.M.
13] 8.60 X 3.25 X 1	=	27.95	SQ.M.
14] 1.20 X 1.65 X 2	=	3.96	SQ.M.
15] 1.63 X 1.35 X 2	=	4.40	SQ.M.
16] 5.20 X 3.25 X 1	=	16.90	SQ.M.
17] 2.30 X 4.14 X 1	=	9.52	SQ.M.
ST] 3.15 X 5.00 X 1	=	15.75	SQ.M.
ST1] 3.50 X 4.46 X 1	=	15.61	SQ.M.
L] 1.91 X 1.91 X 1	=	3.65	SQ.M.
L1] 1.91 X 3.05 X 1	=	5.83	SQ.M.
PASSAGE	=	39.60	SQ.M.
TOTAL DEDUCTION	=	240.73	SQ.M.
NET BUILT UP AREA	=	199.31	SQ.M.

PASSAGE CALCULATION
(FIRST FLOOR)

P] 17.12 X 1.50 X 1	=	25.68	SQ.M.
P1] 2.70 X 1.50 X 1	=	4.05	SQ.M.
P2] 2.31 X 1.64 X 1	=	3.79	SQ.M.
P3] 1.96 X 3.10 X 1	=	6.08	SQ.M.
TOTAL	=	39.60	SQ.M.

TERRACE AREA CAL.
(FIRST FLOOR)

T] 5.35 X 3.50 X 1	=	18.73	SQ.M.
T3] 2.70 X 2.45 X 1	=	6.62	SQ.M.
TOTAL	=	25.35	SQ.M.

BALCONY CALCULATION
(FIRST FLOOR)

1] 3.35 X 1.00 X 2	=	6.70	SQ.M.
2] 3.20 X 1.00 X 4	=	12.80	SQ.M.
TOTAL	=	19.50	SQ.M.

GROUND COVERAGE

AREA CALCULATION			
AREA OF 5TH FLOOR	=	470.77	SQ.M.
TOTAL GROUND COVERAGE	=	470.77	SQ.M.

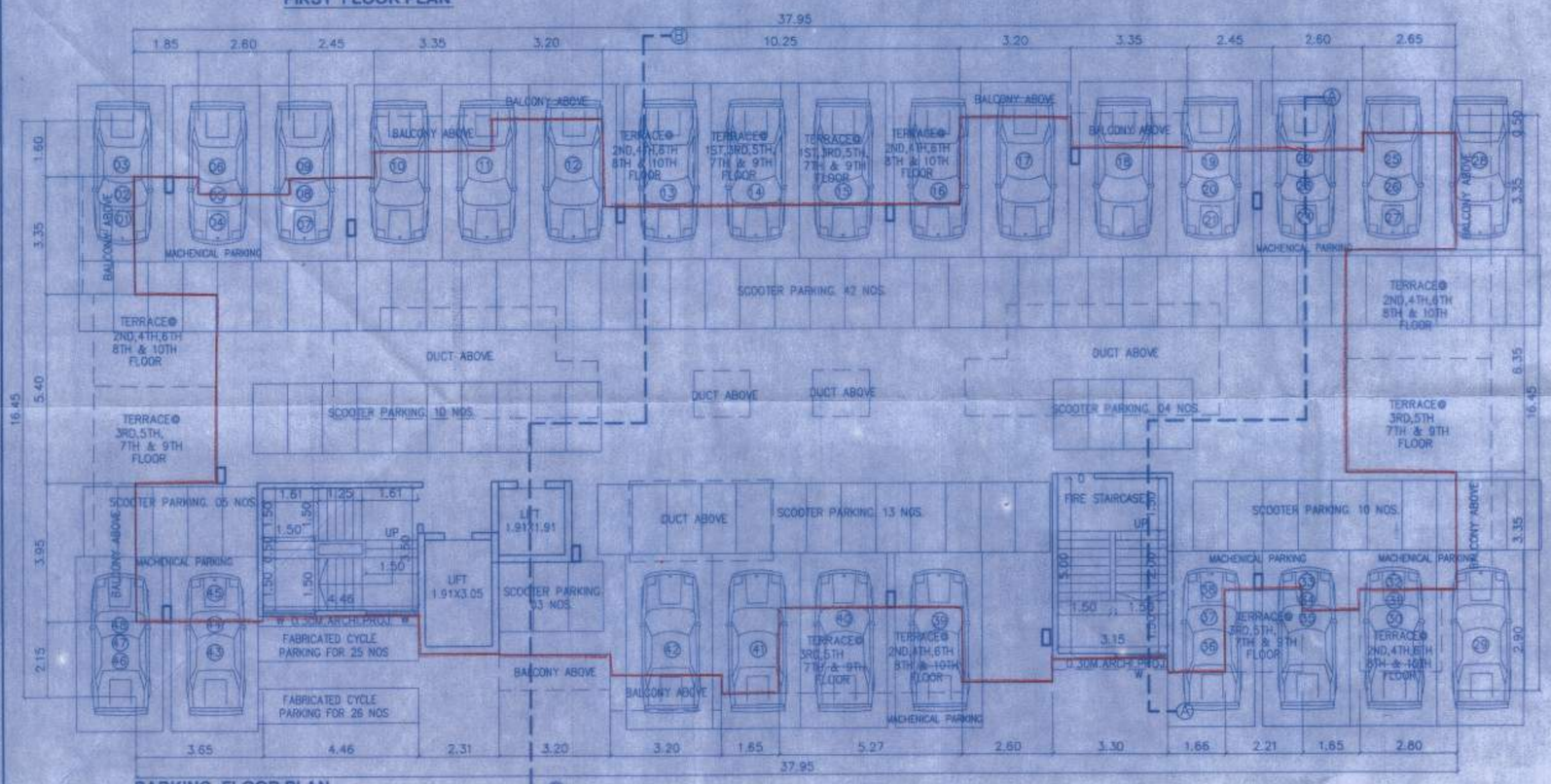

PARKING FLOOR PLAN

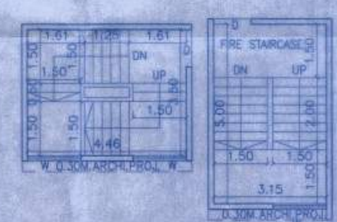

FIRE STAIRCASE AREA CAL.
(FIRST FLOOR)

ST] 5.00 X 3.15 X 1	=	15.75	SQ.M.
STAIRCASE AREA		15.75	SQ.M.

STAIRCASE AREA CAL.
(FIRST FLOOR)

ST1] 4.46 X 3.50 X 1	=	15.61	SQ.M.
STAIRCASE AREA		15.61	SQ.M.

OWNER'S NAME, ADD & SIGN.

THIS MUNICIPAL DRAWING IS PREPARED FROM INSTRUCTIONS, INFORMATION, SPECIFICATION AND LEGAL DOCUMENTS GIVEN BY ME THE OWNER/P.O.A. HOLDER TO THE ARCHITECT.
I THE OWNER/P.O.A. HOLDER HAVE READ AND STUDIED THIS AND ALL DRAWINGS ALONG WITH THIS DRAWINGS FOR SUBMISSION AND THEY ARE AS PER MY INSTRUCTIONS AND INFORMATION GIVEN BY ME THE OWNER/P.O.A. HOLDER.

MR. SAMEER BELWALKAR
NAME OF OWNER (POA) — SIGN.

PROJECT

REVISED RESIDENTIAL BLDG. LAYOUT, ON S.NO. 119/2A,119/1C,119/2C, 119/2B(P), 119/1A(P), F.P.NO.544(P), PARVATI, TAL-HAVELI, PUNE.

ARCHITECT

VIKAS ACHALKAR
1221, B/1, WRANGLAR
P A R A N J P E R O A D,
BEHIND BHAVE X-RAY CLINIC,
OFF. F.C.ROAD, PUNE 411004,
PH: 25531675/76.
SIGN.
REG. NO. CA/94/17606

DATE	SCALE	DRN. BY	CKD. BY
02.10.2018	1:100	P.P.J.	M.S.T.

\\x4\MOPMC\D DRIVE\P.M.C\CURRENT PROJECTS\BELWALKAR HOUSING\SARITA VAIBHAV \MUNICIPAL DRG\REVISED\1.00 F.S.I.\02.10.2018\B9 & B10 TYPE BLDG.