FLOORWISE FSI STATEMENT: C WING

FLOORS	FSI AREA COMM.	RESI.	IND.	SPEC.	BALCONY PERM.	PROP.	EXCESS	ENCLOSE	OPEN	TERRACE AREAS	STAIR PAID	STAIR FIRE	PASSAGE PAID	LIFT PAID	LIFT M/C ROOM	TENEMENTS	TOTAL FSI AREA
EIGHTH FLOOR	0.00	0.00	0.00	0.00	-	0.00	-	0.00	0.00	0.00	13.42	17.52	0.00	0.00	-	0	0.00
SEVENTH FLOOR	0.00	180.48	0.00	0.00	-	31.09	-	31.09	0.00	84.36	13.49	17.52	17.33	9.31	-	4	180.48
SIXTH FLOOR	0.00	182.61	0.00	0.00	-	28.99	-	28.99	0.00	30.82	13.49	17.52	17.33	0.00	-	4	182.61
FIFTH FLOOR	0.00	180.48	0.00	0.00	-	31.09	-	31.09	0.00	30.40	13.49	17.52	17.33	0.00	-	4	180.48
FOURTH FLOOR	0.00	182.61	0.00	0.00	-	28.99	-	28.99	0.00	30.82	13.49	17.52	17.33	0.00	-	4	182.61
THIRD FLOOR	0.00	180.48	0.00	0.00	-	31.09	-	31.09	0.00	30.40	13.49	17.52	17.33	0.00	-	4	180.48
SECOND FLOOR	0.00	182.61	0.00	0.00	-	28.99	-	28.99	0.00	30.82	13.49	17.52	17.33	0.00	-	4	182.61
FIRST FLOOR	0.00	180.48	0.00	0.00	-	31.09	-	31.09	0.00	30.40	13.49	17.52	17.33	0.00	-	4	180.48
Total	0.00	1452.36	0.00	0.00	-	240.32	-	240.32	0.00	298.84	121.41	157.68	138.64	9.31	37.76	32	1452.36

TERRACE CALCULATIONS : C WING

FLOOR	SIZE	AREA	TOT. AREA
EIGHTH FLOOR	1.55 X 3.35 X 2	10.39	30.82
	1.64 X 1.95 X 2	6.38	
	1.15 X 1.78 X 2	4.09	
	1.95 X 2.62 X 2	9.97	
SEVENTH FLOOR	1.50 X 2.97 X 2	8.91	30.40
	1.55 X 2.62 X 2	10.20	
	1.72 X 1.95 X 1	3.34	
	1.15 X 2.08 X 1	2.30	
	1.15 X 1.93 X 1	2.21	
	1.71 X 1.95 X 1	3.34	
SIXTH FLOOR	1.55 X 3.35 X 2	10.39	30.82
	1.64 X 1.95 X 2	6.38	
	1.15 X 1.78 X 2	4.09	
	1.95 X 2.62 X 2	9.97	
FIFTH FLOOR	1.50 X 2.97 X 2	8.91	30.40
	1.55 X 2.62 X 2	10.20	
	1.72 X 1.95 X 1	3.34	
	1.15 X 2.08 X 1	2.30	
	1.15 X 1.93 X 1	2.21	
	1.71 X 1.95 X 1	3.34	
FOURTH FLOOR	1.55 X 3.35 X 2	10.39	30.82
	1.64 X 1.95 X 2	6.38	
	1.15 X 1.78 X 2	4.09	
	1.95 X 2.62 X 2	9.97	
THIRD FLOOR	1.50 X 2.97 X 2	8.91	30.40
	1.55 X 2.62 X 2	10.20	
	1.72 X 1.95 X 1	3.34	
	1.15 X 1.93 X 1	2.21	
	1.71 X 1.95 X 1	3.34	
SECOND FLOOR	1.55 X 3.35 X 2	10.39	30.82
	1.64 X 1.95 X 2	6.38	
	1.15 X 1.78 X 2	4.09	
	1.95 X 2.62 X 2	9.97	
FIRST FLOOR	1.50 X 2.97 X 2	8.91	84.36
	1.95 X 2.62 X 2	10.20	
	1.72 X 1.95 X 1	3.34	
	1.15 X 2.08 X 1	2.30	
	1.15 X 1.93 X 1	2.21	
	1.71 X 1.95 X 1	3.34	
	4.95 X 5.40 X 2	53.97	
Total	-	-	298.84

SCHEDULE OF OPENING: C WING

NAME	LENGTH	HEIGHT	NOS
D2	0.75	2.10	48
D1	0.75	2.10	10
d2	0.90	2.10	8
D1	0.90	2.10	54
D2	0.99	2.10	54
D1	0.98	2.10	12
D1	1.00	2.10	74
FD	1.00	2.10	04
D1	1.05	2.10	34
d2	1.56	2.10	04

SCHEDULE OF OPENING: C WING

NAME	LENGTH	HEIGHT	NOS
V	0.60	0.60	48
W	0.60	1.20	22
W	0.60	1.20	08
W	0.60	1.20	16
W	0.90	1.20	08
W	0.90	1.20	08
W	0.95	1.20	08
W	1.41	1.20	04
W	1.49	1.20	04
W	1.49	1.20	04
FD	1.50	1.20	04
W	1.50	1.20	08
W	1.64	1.20	04
FD	1.65	1.20	08
W	1.65	1.20	16
W	1.80	1.20	37
FD	1.80	1.20	08
FD	1.80	1.20	08
W	1.85	1.20	08
W	1.87	1.20	08
W	2.00	1.20	01
W	2.09	1.20	04
W	3.58	1.20	08

STAMP OF APPROVAL

C (WING)

1) PREVIOUSLY APPROVED UNDER C.C. NO. BP/WAKAD/1146/2016 dated 9/9/2016
2) PREVIOUSLY APPROVED UNDER C.C. NO. BP/WAKAD/1146/2016 dated 9/9/2016 - Revision
3) PREVIOUSLY APPROVED UNDER C.C. NO. BP/WAKAD/1146/2016 dated 9/9/2016 - Revision

Sanctioned No. B.P.(W)(W)-1146/Wakad/146/2016
Subject to conditions mentioned in the
Office Order No.
given dated 09/09/2016

Pangan
Date 09/09/2016

O. C. Signed
by Coordinating Officer
& Deputy City Engineer

For Coordinating Officer
& Deputy City Engineer
Building Permission Dept.
PCMC, Pimpri, Pune-18

BALCONY CALCULATIONS : C WING PCMC, Pimpri, Pune-18

FLOOR	SIZE	AREA	TOT. AREA
EIGHTH FLOOR	1.00 X 2.62 X 2	5.23	28.99
	1.50 X 3.05 X 1	4.58	
	1.20 X 3.05 X 1	3.66	
	1.20 X 2.97 X 1	3.56	
	1.00 X 2.97 X 1	2.97	
	1.00 X 3.85 X 1	3.87	
	1.02 X 5.05 X 1	5.12	
SEVENTH FLOOR	1.25 X 3.20 X 2	8.00	31.09
	1.23 X 2.39 X 1	2.93	
	1.20 X 3.05 X 1	3.66	
	1.00 X 1.64 X 2	3.27	
	1.02 X 5.05 X 1	5.12	
	1.35 X 2.62 X 1	3.53	
SIXTH FLOOR	1.00 X 2.62 X 2	5.23	28.99
	1.50 X 3.05 X 1	4.58	
	1.20 X 3.05 X 1	3.66	
	1.20 X 2.97 X 1	3.56	
	1.00 X 2.97 X 1	2.97	
	1.00 X 3.85 X 1	3.87	
	1.02 X 5.05 X 1	5.12	
FIFTH FLOOR	1.25 X 3.20 X 2	8.00	31.09
	1.23 X 2.39 X 1	2.93	
	1.20 X 3.05 X 1	3.66	
	1.50 X 3.05 X 1	4.58	
	1.00 X 1.64 X 2	3.27	
	1.02 X 5.05 X 1	5.12	
	1.35 X 2.62 X 1	3.53	
FOURTH FLOOR	1.00 X 2.62 X 2	5.23	28.99
	1.50 X 3.05 X 1	4.58	
	1.20 X 3.05 X 1	3.66	
	1.20 X 2.97 X 1	3.56	
	1.00 X 2.97 X 1	2.97	
	1.00 X 3.85 X 1	3.87	
	1.02 X 5.05 X 1	5.12	
THIRD FLOOR	1.25 X 3.20 X 2	8.00	31.09
	1.23 X 2.39 X 1	2.93	
	1.20 X 3.05 X 1	3.66	
	1.50 X 3.05 X 1	4.58	
	1.00 X 1.64 X 2	3.27	
	1.02 X 5.05 X 1	5.12	
	1.35 X 2.62 X 1	3.53	
SECOND FLOOR	1.00 X 2.62 X 2	5.23	28.99
	1.50 X 3.05 X 1	4.58	
	1.20 X 3.05 X 1	3.66	
	1.20 X 2.97 X 1	3.56	
	1.00 X 2.97 X 1	2.97	
	1.00 X 3.85 X 1	3.87	
	1.02 X 5.05 X 1	5.12	
FIRST FLOOR	1.25 X 3.20 X 2	8.00	31.09
	1.20 X 3.05 X 1	3.66	
	1.02 X 5.05 X 1	5.12	
	1.00 X 1.64 X 2	3.27	
	1.50 X 3.05 X 1	4.58	
	1.35 X 2.62 X 1	3.53	
	1.23 X 2.39 X 1	2.93	
Total			240.32

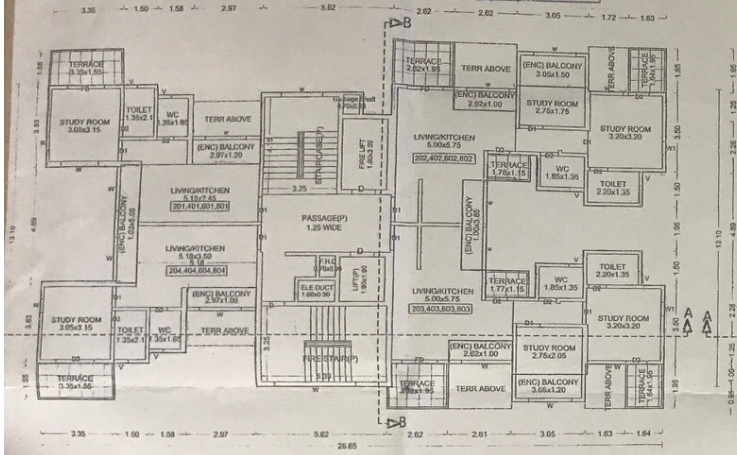

TYPICAL - 2, 4, 6, 8 FLOOR PLAN
SCALE 1:100

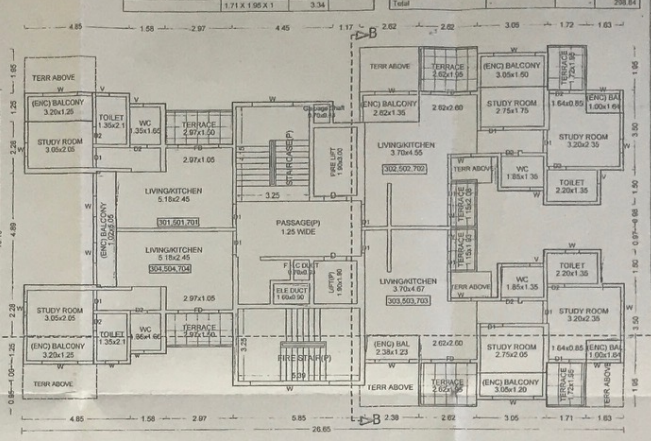

TYPICAL - 3, 5, 7 FLOOR PLAN
SCALE 1:100

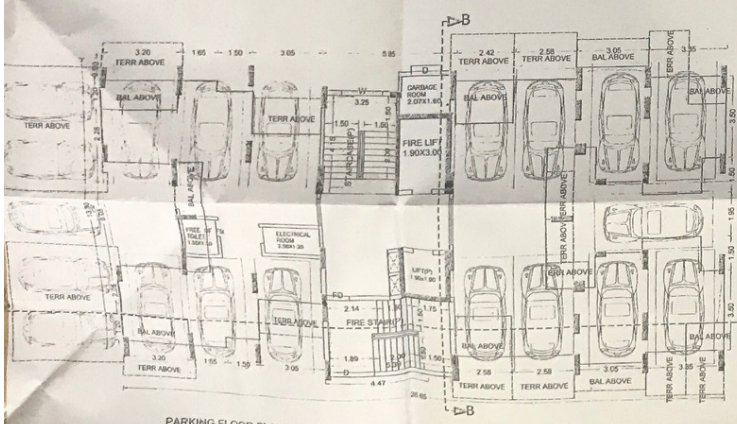

PARKING FLOOR PLAN
SCALE 1:100

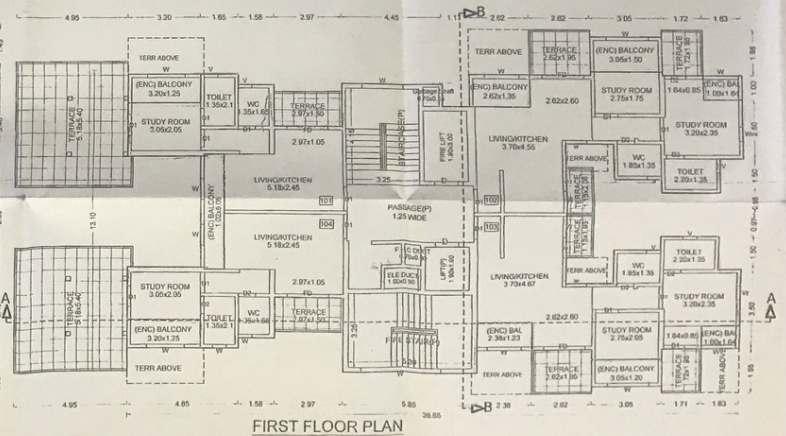

FIRST FLOOR PLAN
SCALE 1:100

SIGN, ADDRESS OF THE OWNER / P.O.A. HOLDER

THE GENERAL DRAWING IS PREPARED FROM THE INSTRUCTION, INFORMATION, SPECIFICATION, PAPERS AND LEGAL DOCUMENTS ETC. GIVEN BY ME AND THE AUTHENTICITY OF THE SAME IS MY RESPONSIBILITY. I THE OWNER / P.O.A. HOLDER HAVE READ & STUDIED THIS AND ALL THE DRAWINGS ALONG WITH DOCUMENTS FOR SUBMISSION AND THEY ARE AS PER MY INSTRUCTIONS & INFORMATIONS GIVEN TO THE ARCHITECT.

MR.J.P.SHROFF

S.No 74/75/91 Shroff House,
F.K. Shroff Marg, Al Barar Pune-411045

PROJECT:
SURVEY NO : 145/(P) HISSA NO :
PLOT NO : CTS NO :
DESCRIPTION : REGULAR TRACK, VILLAGE - WAKAD

ARCHITECT:
Sachin sutar

ARCHITECT'S SIGN

JOB NO	DRG.NO.	SCALE	DEALT	DESIGN AR.
1508	R-5	1:100	Bhavsar C B	Ar.Rohan
INWARD NO.	BWD/WKD/0097/19		DATE	27-07-2018
KEY NO.			SHEET NO.	2 / 8

This is a system generated drawing as per the soft copy submitted by the Architect/ License Engineer