PRODUCED BY AN AUTODESK EDUCATIONAL PRODUCT

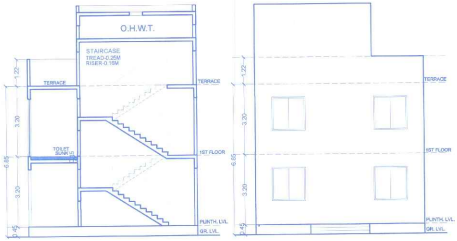

SECTION SCALE- 1:100

ELEVATION SCALE- 1:100

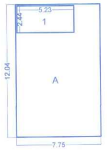

GROUND FLOOR - AREA KEY PLAN
Scale - 1 : 200

BUILT UP AREA CALCULATIONS	
GROUND FLOOR ADDITIONS FOR	
A] 7.75 X 12.04	= 93.31 SQM
DEDUCTION	
1] 5.23 X 2.44 X 1	= 12.76 SQM
TOTAL	= 12.76 SQM
NET AREA	= 93.31 - 12.76
	= 80.55 SQM
GROUND FLOOR AREA	= 80.55 SQ.M

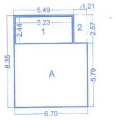

FIRST FLOOR - AREA KEY PLAN
Scale - 1 : 200

BUILT UP AREA CALCULATIONS	
FIRST FLOOR &DDITIONS FOR	
A] 5.70 X 8.35	= 55.94 SQM
DEDUCTION	
1] 5.23 X 2.44 X 1	= 12.76 SQM
2] 1.21 X 2.57 X 1	= 3.10 SQM
TOTAL	= 15.86 SQM
NET AREA	= 55.94 - 15.86
	= 40.08 SQM
FIRST FLOOR AREA	= 40.08 SQ.M



SITE PLAN SCALE- 1:200

OPEN SPACE F.S.I. STATEMENT				
FLOOR	BUILT UP AREA	PERMISSIBLE BALCONY 15 % PER FL	PROPOSED ENCLO BALC	STAIRCASE AREA
GROUND	80.55	-------	-------	12.76
FIRST	40.08	6.01	6.07	12.76
TOTAL	120.63	6.01	6.07	25.52

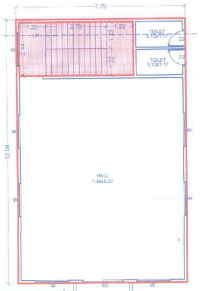

GROUND FLOOR PLAN
Scale - 1 : 100

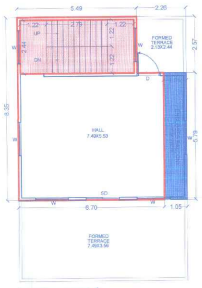

FIRST FLOOR PLAN
Scale - 1 : 100

TOTAL PREMIUM AREA	
PROPOSED ENCLO BALC AREA	PROPOSED STAIRCASE AREA
6.07	25.52

BALCONY AREA CALCULATIONS
FIRST FLOOR
ENCLOSED BALCONY PROPOSED ON 1ST FLOOR
1] 1.05 X 5.79 X 1 Nos = 6.07 SQ.M
TOTAL = 6.07 SQM
TOTAL PROPOSED BALCONY = ENCLOSED BALCONY = 6.07 SQM --- [I]
PERMISSIBLE BALCONY - as per P.M.C. = 15% OF FLOOR AREA PROPOSED = 0.15 X 40.08 = 6.01 SQM --- [II]

STAIRCASE AREA
STAIRCASE AREA PER FLOOR
1] 5.23 X 2.44 X 1 = 12.76 SQM
TOTAL = 12.76 SQM

OPEN SPACE AREA KEY PLAN
SCALE- 1:500

OPEN SPACE - 10% AREA CALCULATIONS BY METHOD	
ADDITIONS FOR	
1] 19.31 X 41.90 X 0.50	= 404.54 SQ.M
2] 19.40 X 41.90 X 0.50	= 406.43 SQ.M
TOTAL ADDITION	= 810.97 SQ.M
SAY	= 810.00 SQ.M

STAMP OF APPROVAL 05/05

OPEN SPACE - CLUB HOUSE BUILDING

GROUND FLOOR PLAN, FIRST FLOOR PLAN,ELEVATION, F.S.I. STATEMENT, PLOT, SITE PLAN

Recommended for approval as amended in ... P.Pune ... Dated ...
Asstt. Town Planner

Approved as amended in ... subject to conditions mentioned in Annuxure 'A' of letter No. PHA/C.R. No. ... /Mouza. ... S. No./G. No./C.T.S. No. ... Dated ...
For Chief Executive Officer
Pune Metropolitan Regional Development Authority, Pune

A	PROFORMA	
	BUILT UP AREA STATEMENT	SQ.M
	1. OPEN SPACE AREA - PROVIDED	810.97
	2. PERMISSIBLE F.S.I.	0.15
	3. PERMISSIBLE FLOOR AREA	121.64
	4. PROPOSED FLOOR AREA	120.63
	5. BALANCE AREA	1.01

TITLE :

TOWN PLANNING DRAWING
BUILDING LAYOUT & BUILDING PLAN

PROPOSAL :

PROPOSED LAYOUT OF RESIDENTIAL BUILDING AT, SR.NO.87, HISSA NO. 2/1, 2/2 MANJARI BK, TAL - HAVELI, DIST - PUNE

OWNER :	OWNER'S SIGN
M / S. VINUS INFRA	
MR. CHANDUBHAI ARJANBHAI PATEL	
MR. NARSINHBHAI ARJANBHAI PATEL	
MR. DINESHBHAI MANGANBHAI PATEL	
MR. MAHESHBHAI MANGANBHAI PATEL	

SCALE = 1 : 100 | NORTH | DWG. NO. MD/VD1/R2
DATE : 24 / 09 / 2014
DESIGN : SUKHADA
CHECK BY : AA
ARCHITECT'S SIGN
CA / 2000 / 51887

ARCHITECT :
atit admulwar
ARCHITECTS PLANNERS
(AN ISO 9001-2008 CERTIFIED COMPANY)
FLAT NO.08, THIRD FLOOR, SHREE TOWERS, BEHIND MAGARPATTA CHOWK, HADAPSAR PUNE - 28
Off : +91 88 8888 4760
office@admulwar.com
info@atitadmulwar.com
www.atitadmulwar.com

PRODUCED BY AN AUTODESK EDUCATIONAL PRODUCT
PRODUCED BY AN AUTODESK EDUCATIONAL PRODUCT
PRODUCED BY AN AUTODESK EDUCATIONAL PRODUCT