PRODUCED BY AN AUTODESK EDUCATIONAL PRODUCT

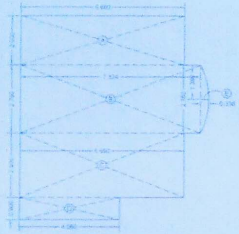

F.S.I. DIAGRAM FOR GROUND FLOOR
SCALE : 1:100

BUILT-UP AREA CALCULATIONS

(A) = 6.66 x 2.00 = 13.32
(B) = 7.324 x 2.76 = 20.21
(C) = 6.66 x 2.60 = 17.31
(D) = 4.06 x 0.90 = 3.65

$$(E)\ 0.5 \times 2/3 \times 0.336 \times 2.76 + \frac{0.336 \times 0.336 \times 0.336}{2 \times 2.76} = 0.3104$$

TOTAL BUILT-UP AREA = 54.80 SQ.M.

TYPICAL PLAN FOR SEPTIC TANK &SOAK PIT

BUILT-UP AREA STATEMENT OF LAYOUT - 1

| PLOT NO. | AREA IN SMT. | PERMISSIBLE PER FL. AREA IN SMT. | PROPOSED ON GR. FL. AREA IN SMT. | PROPOSED ON 1ST FL. AREA IN SMT. | TOTAL PROPOSED (G+1) AREA IN SMT. | F.S.I CONSUMED |
|---|---|---|---|---|---|---|
| 1 | 204.66 | 102.33 | 54.80 | 48.05 | 102.85 | 0.50 |
| 2 | 156.00 | 78.00 | 54.80 | 48.05 | 102.85 | 0.65 |
| 3 | 455.74 | 227.87 | 54.80 | 48.05 | 102.85 | 0.22 |
| 4 | 171.51 | 85.75 | 54.80 | 48.05 | 102.85 | 0.59 |
| 5 | 175.50 | 87.75 | 54.80 | 48.05 | 102.85 | 0.58 |
| 6 | 282.66 | 141.33 | 54.80 | 48.05 | 102.85 | 0.36 |
| 7 | 282.66 | 141.33 | 54.80 | 48.05 | 102.85 | 0.36 |
| 8 | 175.50 | 87.75 | 54.80 | 48.05 | 102.85 | 0.58 |
| 9 | 171.51 | 85.75 | 54.80 | 48.05 | 102.85 | 0.59 |
| 10 | 171.51 | 85.75 | 54.80 | 48.05 | 102.85 | 0.59 |
| 11 | 175.50 | 87.75 | 54.80 | 48.05 | 102.85 | 0.58 |
| 12 | 282.66 | 141.33 | 54.80 | 48.05 | 102.85 | 0.36 |
| 13 | 452.47 | 226.23 | 54.80 | 48.05 | 102.85 | 0.22 |
| 14 | 213.20 | 106.60 | 54.80 | 48.05 | 102.85 | 0.48 |
| 15 | 213.46 | 106.73 | 54.80 | 48.05 | 102.85 | 0.48 |

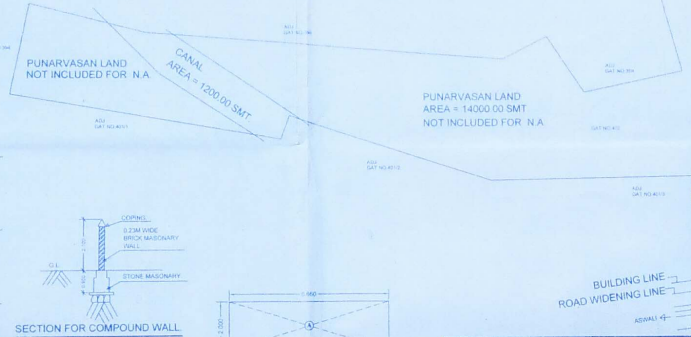


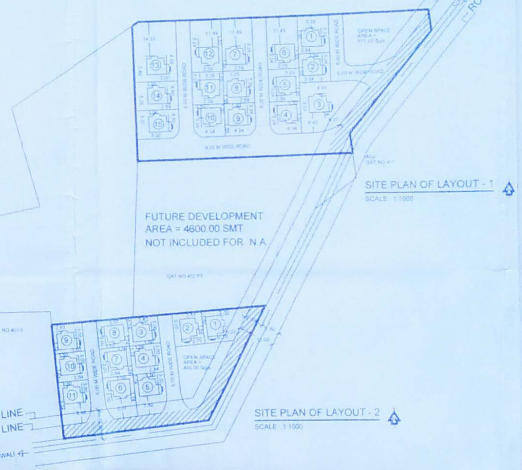


SITE PLAN OF LAYOUT - 1
SCALE : 1:1000

SITE PLAN OF LAYOUT - 2
SCALE : 1:1000

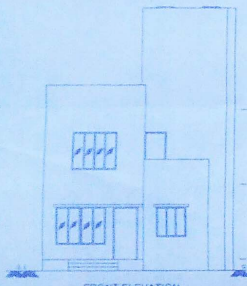

FRONT ELEVATION
SCALE : 1:100

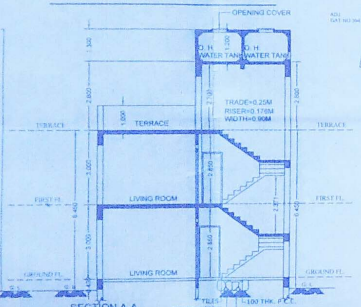


SECTION A-A
SCALE : 1:100




SECTION FOR COMPOUND WALL
SCALE : 1:100

SCHEDULE OF DOORS, WINDOWS & VENT.

| TYPES | SIZE | DESCRIPTIONS |
|---|---|---|
| D | 1.00 x 2.10 | FLUSH DOORS. |
| D1 | 0.90 x 2.10 | FLUSH DOORS. |
| D2 | 0.75 x 2.10 | SINTEX DOORS. |
| W | 1.80 x 1.20 | ALLUMINIUM SLIDING WINDOWS. |
| W1 | 1.20 x 0.90 | ALLUMINIUM SLIDING WINDOWS. |
| W2 | 2.30 x 1.20 | ALLUMINIUM SLIDING WINDOWS. |
| V | 0.60 x 0.75 | FULLY LOUVERD VENTILATORS. |

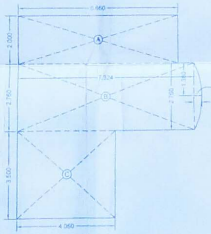

F.S.I. DIAGRAM FOR FIRST FLOOR
SCALE : 1:100

BUILT-UP AREA CALCULATIONS

(A) = 6.66 x 2.00 = 13.32
(B) = 7.324 x 2.76 = 20.21
(C) = 4.06 x 3.50 = 14.21

$$(D)\ 0.5 \times 2/3 \times 0.336 \times 2.76 + \frac{0.336 \times 0.336 \times 0.336}{2 \times 2.76} = 0.3104$$

TOTAL BUILT-UP AREA = 48.05 SQ.M.

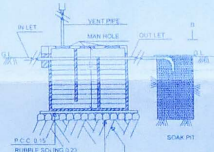


SECTION OF SEPTIC TANK

BUILT-UP AREA STATEMENT OF LAYOUT - 2

| PLOT NO. | AREA IN SMT. | PERMISSIBLE PER FL. AREA IN SMT. | PROPOSED ON GR. FL. AREA IN SMT. | PROPOSED ON 1ST FL. AREA IN SMT. | TOTAL PROPOSED (G+1) AREA IN SMT. | F.S.I CONSUMED |
|---|---|---|---|---|---|---|
| 1 | 217.54 | 108.77 | 54.80 | 48.05 | 102.85 | 0.47 |
| 2 | 168.98 | 84.49 | 54.80 | 48.05 | 102.85 | 0.60 |
| 3 | 150.41 | 75.21 | 54.80 | 48.05 | 102.85 | 0.68 |
| 4 | 156.00 | 78.00 | 54.80 | 48.05 | 102.85 | 0.65 |
| 5 | 217.62 | 108.81 | 54.80 | 48.05 | 102.85 | 0.48 |
| 6 | 216.86 | 108.43 | 54.80 | 48.05 | 102.85 | 0.47 |
| 7 | 156.00 | 78.00 | 54.80 | 48.05 | 102.85 | 0.65 |
| 8 | 153.05 | 76.52 | 54.80 | 48.05 | 102.85 | 0.67 |
| 9 | 156.89 | 78.44 | 54.80 | 48.05 | 102.85 | 0.65 |
| 10 | 156.00 | 78.00 | 54.80 | 48.05 | 102.85 | 0.65 |
| 11 | 222.86 | 111.43 | 54.80 | 48.05 | 102.85 | 0.46 |

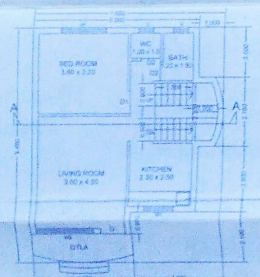


GROUND FLOOR PLAN
SCALE : 1:100

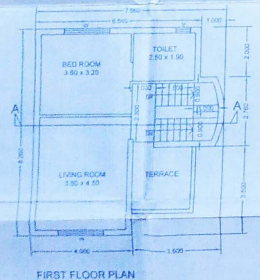


FIRST FLOOR PLAN
SCALE : 1:100

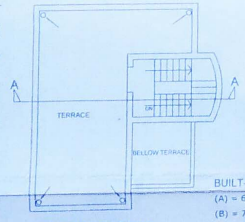


TERRACE FLOOR PLAN
SCALE : 1:100

STAMP OF APPROVAL

TOWN PLANNING & VALUATION DEPARTMENT
ASSISTANT DIRECTOR OF TOWN PLANNING
SATARA BRANCH

Building permission recommended for approval as amended in ——— subject to condition mentioned vide A.D.T.P. Satara's Letter No. [illegible]
Dt. [illegible]
Assistant Director of Town Planning, Branch Satara

TITLE :-

PROPOSED RESIDENTIAL BUNGLOW IN N. A. LAY-OUT GAT NO. 402(PT) AT MOUJE -ASWALI TALUKA - KHANDALA, DIST. - SATARA.

OWNER'S SIGN :-

SHIVRAJI CHAVAN, SUNITA L. CHAVAN, SUNANDA L. CHAVAN TRUSTEES FOR HEALTH, LAND MARK PROPERTY PARTENERS RUPESH VILAS CHAUVAN & JOYTIPRASAD VILAS CHAUVAN

RUPESH VILAS CHAUVAN — JOYTIPRASAD VILAS CHAUVAN

DATE : 20.12.14

SCALE : 1:1000

DRN. BY. : AJAY

DRG. NO. :

ARCHITECTS
RAJESH RAJE (D.ARCH., B.ARCH, ME (CIVIL), TIE CP)
28 Deepalakshmi, 2nd floor, opp. Shree Mangal Karyalaya, Agre Road, Deccan, Pune 04
Tel. [illegible] E-mail: [illegible]

PRODUCED BY AN AUTODESK EDUCATIONAL PRODUCT