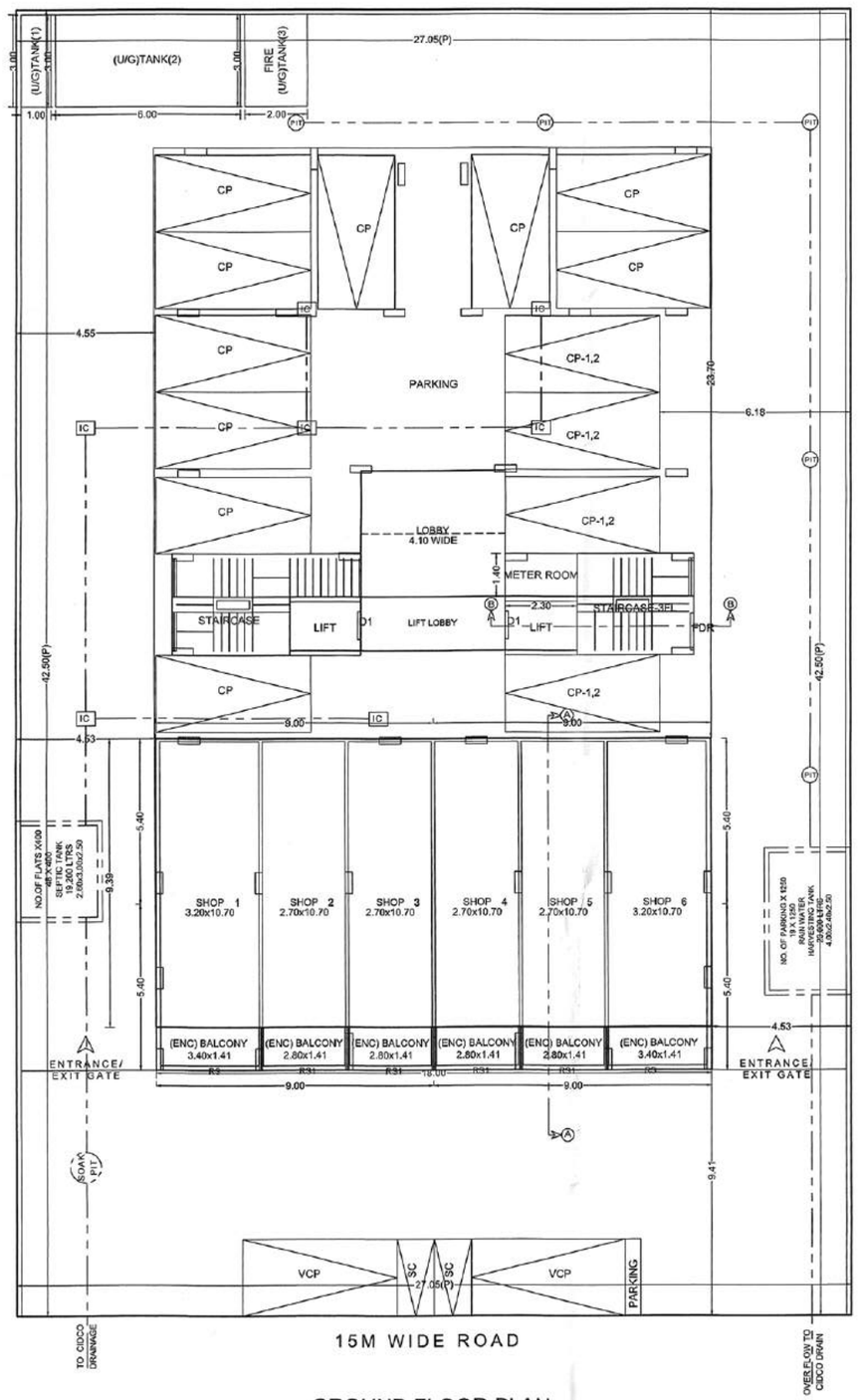

GROUND FLOOR PLAN

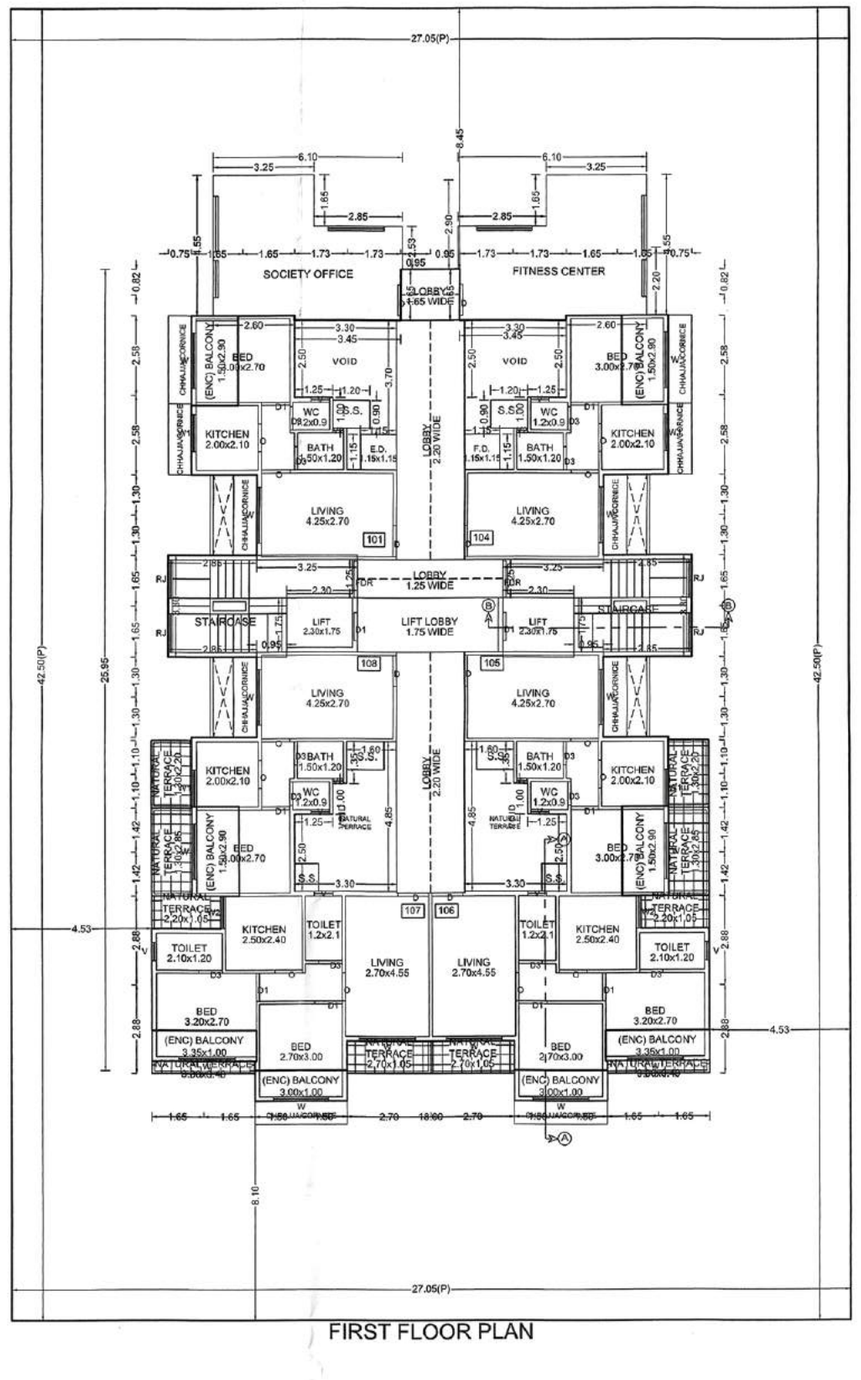

FIRST FLOOR PLAN

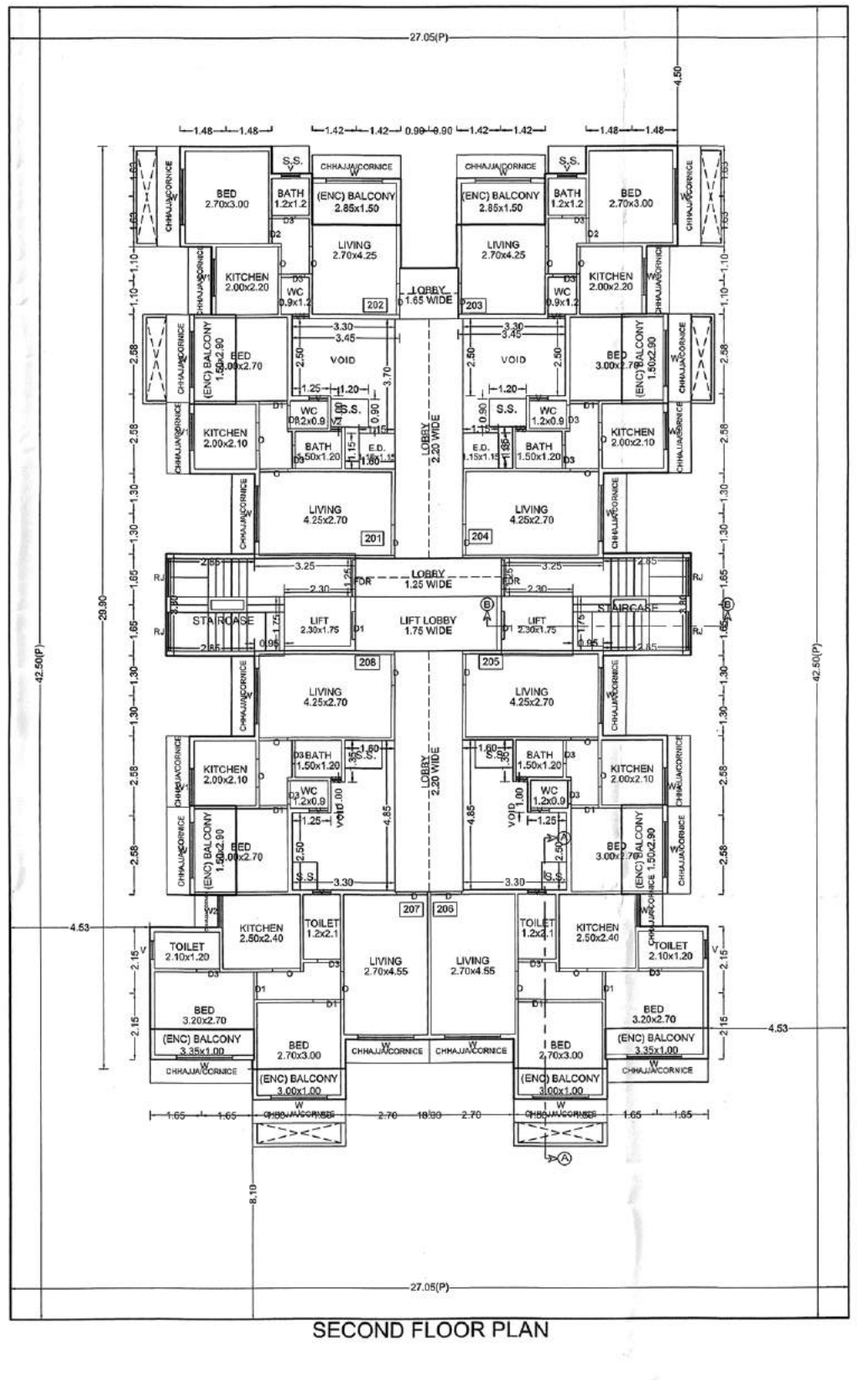

SECOND FLOOR PLAN

SEAL OF APPROVAL

APPROVED SUBJECT TO THE CONDITION MENTIONED IN the office letter

No.	CIDCO/BP-16245/TPO(NM)/2019
Scrutiny Date	22-01-2019

APPROVED SUBJECT TO THE CONDITION MENTIONED IN This Office Letter No. CIDCO/BP-16245/TPO(NM & K)/2019/4041 **dtd.** 21 Feb 2019

Document certified by PATIL MITHILESH JANARDHAN
mr@mitesh.patil@gmail.com
Name : PATIL MITHILESH JANARDHAN
Designation : Associate Planner
Organization : CIDCO LIMITED
Date : 22-Feb-2019 12: 14:17

Sr.Planner/Asso.Planner(BP)
CIDCO of Maharashtra Ltd.
Raighad Bhavan, 4th Floor.
Plot No.4, Sector-11.
CBD-Belapur, Navi Mumbai.

BUILDING: CC (1)

SECOND FLOOR PLAN

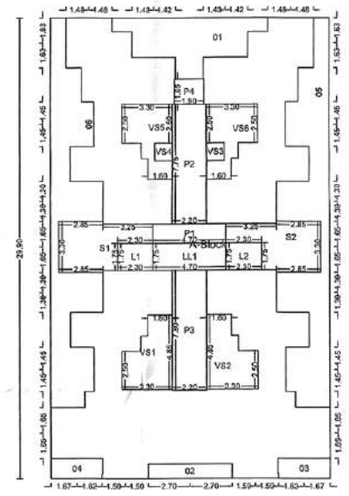

POLYGON	SIZE	AREA
A-Block	18.00 X 20.00	538.20
01	---	23.99
02	0.90 X 5.40	5.13
03	1.30 X 3.35	4.34
04	1.30 X 3.35	4.34
05	---	51.54
06	---	51.54
L1	1.75 X 2.30	4.03
L2	1.75 X 2.30	4.03
VS1	---	12.46
VS2	---	12.46
VS3	1.15 X 1.15	1.32
VS4	1.15 X 1.15	1.32
VS5	---	11.14
VS6	---	11.14
P1	1.25 X 4.70	5.88
P2	2.20 X 7.75	17.05
P3	2.20 X 7.80	17.16
P4	1.65 X 1.90	3.13
LL1	1.75 X 4.70	8.23
S1	---	15.13
S2	---	15.13
Total	---	257.71

GROUND FLOOR PLAN

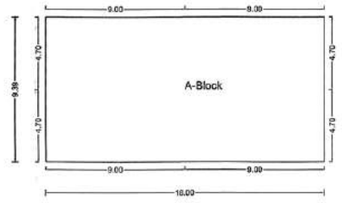

POLYGON	SIZE	AREA
A-Block	9.30 X 18.00	169.04
Total	---	169.04

FIRST FLOOR PLAN

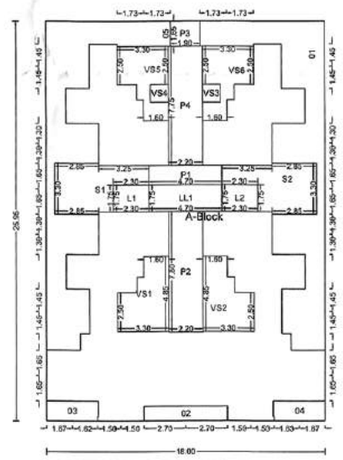

POLYGON	SIZE	AREA
A-Block	18.00 X 25.95	467.10
01	---	56.49
02	0.86 X 5.40	5.13
03	1.30 X 3.35	4.34
04	1.30 X 3.35	4.34
05	---	56.49
L1	1.75 X 2.30	4.03
L2	1.75 X 2.30	4.03
VS1	---	12.46
VS2	---	12.46
VS3	1.15 X 1.15	1.32
VS4	1.15 X 1.15	1.32
VS5	---	11.14
VS6	---	11.14
P1	1.25 X 4.70	5.88
P2	2.20 X 7.80	17.16
P3	1.65 X 1.90	3.13
P4	2.20 X 7.75	17.05
LL1	1.75 X 4.70	8.23
S1	---	15.13
S2	---	15.13
Total	---	260.71

BALCONY CALCULATIONS: CC (1)

FLOOR	SIZE	AREA	PERM AREA	TOT. AREA
SEVENTH FLOOR	1.26 X 2.65 X 2	6.76	8.99	12.76
	1.00 X 3.00 X 2	6.00		
SIXTH FLOOR	1.49 X 3.25 X 2	9.58	37.17	48.54
	1.45 X 2.85 X 2	8.26		
	1.19 X 2.85 X 4	13.40		
	1.18 X 2.30 X 4	10.80		
	1.00 X 1.00 X 2	2.10		
	1.00 X 2.20 X 2	4.40		
FIFTH FLOOR	1.00 X 2.85 X 6	17.10	38.66	38.66
	1.00 X 2.30 X 4	9.20		
	1.07 X 2.75 X 2	5.86		
	1.00 X 3.25 X 2	6.50		
FOURTH FLOOR	1.50 X 2.85 X 2	8.56	38.66	38.66
	1.50 X 2.90 X 4	17.40		
	1.00 X 3.35 X 2	6.70		
	1.00 X 3.00 X 2	6.00		
THIRD FLOOR	1.50 X 2.85 X 2	8.56	38.66	38.66
	1.50 X 2.90 X 4	17.40		
	1.00 X 3.35 X 2	6.70		
	1.00 X 3.00 X 2	6.00		
SECOND FLOOR	1.50 X 2.85 X 2	8.56	38.66	38.66
	1.50 X 2.90 X 4	17.40		
	1.00 X 3.35 X 2	6.70		
	1.00 X 3.00 X 2	6.00		
FIRST FLOOR	1.50 X 2.90 X 4	17.40	30.11	30.10
	1.00 X 3.35 X 2	6.70		
	1.00 X 3.00 X 2	6.00		
GROUND FLOOR	1.41 X 3.40 X 2	9.58	25.36	25.34
	1.41 X 2.80 X 4	15.76		
Total	-	-	256.26	271.41

SCHEDULE OF OPENING: CC (1)

NAME	LENGTH	HEIGHT	NOS.
D3	0.75	2.10	94
D2	0.80	2.10	10
O	0.90	2.10	98
D1	0.90	2.10	64
D	1.00	2.10	52
FDR	1.20	2.10	14
RG1	2.70	2.10	04
RS	3.20	2.10	01
RS	3.21	2.10	01

SCHEDULE OF OPENING: CC (1)

NAME	LENGTH	HEIGHT	NOS.
V2	0.35	1.20	24
V1	0.55	1.20	10
V	0.60	1.20	60
W2	1.05	2.10	14
W1	1.20	2.10	34
RJ	1.25	1.20	32
W	1.80	2.10	108

FLOOR WISE CARPET AREA: CC (1)

FLOOR	CARPET NAME	CARPET AREA	BAL. AREA	CARPET+BAL. AREA	TOTAL AREA
FIFTH FLOOR PLAN	501	24.10	5.15	29.25	261.68
	502	22.77	6.10	28.87	
	503	22.77	6.10	28.87	
	504	24.10	5.15	29.25	
	505	24.10	5.15	29.25	
	506	40.54	2.93	43.47	
	507	40.54	2.93	43.47	
	508	24.10	5.15	29.25	
FIRST FLOOR PLAN	101	24.90	4.35	29.25	203.94
	104	24.90	4.35	29.25	
	105	24.90	4.35	29.25	
	106	37.11	6.35	43.46	
	107	37.11	6.35	43.46	
	108	24.90	4.35	29.25	
FOURTH FLOOR PLAN	401	24.90	4.35	29.25	261.68
	402	24.59	4.28	28.87	
	403	24.59	4.28	28.87	
	404	24.90	4.35	29.25	
	405	24.90	4.35	29.25	
	406	37.11	6.35	43.46	
	407	37.11	6.35	43.46	
	408	24.90	4.35	29.25	
GROUND FLOOR PLAN	1	29.45	4.79	34.24	184.04
	2	24.95	3.94	28.89	
	3	24.95	3.94	28.89	
	4	24.95	3.94	28.89	
	5	24.95	3.94	28.89	
	6	29.45	4.79	34.24	
SECOND FLOOR PLAN	201	24.90	4.35	29.25	261.68
	202	24.59	4.28	28.87	
	203	24.59	4.28	28.87	
	204	24.90	4.35	29.25	
	205	24.90	4.35	29.25	
	206	37.11	6.35	43.46	
	207	37.11	6.35	43.46	
	208	24.90	4.35	29.25	
SEVENTH FLOOR PLAN	706	25.90	6.38	32.28	64.56
	707	25.90	6.38	32.28	
SIXTH FLOOR PLAN	601	23.19	6.05	29.24	261.68
	602	17.74	11.13	28.87	
	603	17.74	11.13	28.87	
	604	23.19	6.05	29.24	
	605	23.19	6.05	29.24	
	606	42.42	1.05	43.47	
	607	42.42	1.05	43.47	
	608	23.19	6.05	29.24	
THIRD FLOOR PLAN	301	24.90	4.35	29.25	261.68
	302	24.59	4.28	28.87	
	303	24.59	4.28	28.87	
	304	24.90	4.35	29.25	
	305	24.90	4.35	29.25	
	306	37.11	6.35	43.46	
	307	37.11	6.35	43.46	
	308	24.90	4.35	29.25	

C.B, F.B, LOBBY STATEMENT: CC (1)

FLOOR	NO. OF C.B	NO. OF F.B	LOBBY AREA
SEVENTH FLOOR	0	0	51.29
SIXTH FLOOR	0	0	51.45
FIFTH FLOOR	0	0	51.45
FOURTH FLOOR	0	0	51.45
THIRD FLOOR	0	0	51.45
SECOND FLOOR	0	0	51.45
FIRST FLOOR	0	0	51.45
GROUND FLOOR	0	0	19.27
Total	0	0	359.23

FLOOR WISE FSI STATEMENT: CC (1)

FLOORS	FSI AREA COMM.	FSI AREA RESI.	FSI AREA IND.	FSI AREA SPEC.	BALCONY	PASSAGE	STAIR	LIFT	TENEMENTS	TOTAL FSI AREA
TERRACE FLOOR	0.00	0.00	0.00	0.00	0.00	0.00	0.00	0.00	0	0.00
SEVENTH FLOOR	0.00	59.55	0.00	0.00	12.76	31.28	30.26	8.05	2	59.95
SIXTH FLOOR	0.00	247.81	0.00	0.00	48.55	51.45	30.26	8.05	8	247.81
FIFTH FLOOR	0.00	257.71	0.00	0.00	38.66	51.45	30.26	8.05	8	257.71
FOURTH FLOOR	0.00	257.71	0.00	0.00	38.66	51.45	30.26	8.05	8	257.71
THIRD FLOOR	0.00	257.71	0.00	0.00	38.66	51.45	30.26	8.05	8	257.71
SECOND FLOOR	0.00	257.71	0.00	0.00	38.66	51.45	30.26	8.05	8	257.71
FIRST FLOOR	0.00	200.71	0.00	0.00	30.11	51.45	30.26	8.05	6	200.71
GROUND FLOOR	169.04	0.00	0.00	0.00	25.36	19.27	0.00	0.00	0	169.04
Total	169.04	1539.33	0.00	0.00	271.41	359.20	211.82	56.35	48	1708.37 + 15.16



SECTION

OWNER'S NAME	M/S.RUDRA REALTORS ,THROUGH ITS PARTNERS,MR.NATHABHAI BHIM ABHAI BASARIA +3 AND M/S.AADITYA CONSTRUCTION , THROUGH ITS PROP.MR.ARVIND M.SAWLEKAR
PROJECT INFORMATION	PLOT NO : 30 SECTOR NO.: 4 NODE : Karanjade(New)
PROJECT TYPE:	
CONSULTANT NAME	ATUL PATEL ARCHITECTS Regd. No. :

ATUL PATEL ARCHITECTS
Studio #1205, The Landmark, Plot no. 36A, Sector-7, Ghansoli, Navi Mumbai - 400 701
E : info@atulpatelarchitects.com T : 022 - 27104646 / 48

JOB NO.	DRG.NO.	SCALE	DRAWN BY	CHECKED BY
		1:100		
INWARD NO.	CIDCO/BP-16245/TPO(NM)/2019	DATE	22-01-2019	
KEY NO.		SHEET NO.	2 / 4	

This is a system generated drawing as per the soft copy submitted by the Architect/ License Engineer