CC (1)

LAYOUT PLAN

Triangulation

TERRACE FLOOR PLAN

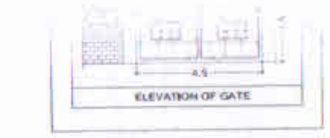

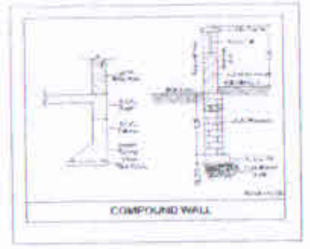

LOCATION PLAN

SEAL OF APPROVAL

APPROVED SUBJECT TO THE CONDITION MENTIONED IN the office letter

Sr.Planner(Asso.Planner(BP)
CIDCO of Maharashtra Ltd.
Raigad Bhavan, 4th Floor,
Plot No.4, Sector-11,
CBD-Belapur, Navi Mumbai.

Triangle	Area
A-01	117.01
A-02	121.85
A-03	107.98
A-04	372.46
Total (PLOT)	849.85

PARKING CALCULATION

TYPE	CARPET AREA (SQ.MT.)	TENEMENT (NOS) UNIT	PARKING	CAR (NOS) BY RULE	REQD.	SCOOTER (NOS) BY RULE	REQD.	CYCLE (NOS) BY RULE	REQD.
Residential	3B - 152	4	48	1	12	-	-	-	-
Residential	4B,B - 163.7	2	8	1	8	-	-	-	-
Residential	4B,B - ...	1	8	1	8	-	-	-	-
Total	Required	-	-	-	12	-	-	-	-
Total	Provided	-	-	-	12	-	-	-	-

WATER REQUIREMENT

TANK		OCCUPANT - CAR (NOS)			CONSUMPTION PER DAY (LIT.)	REQUIRED CAPACITY (LIT.)	PROPOSED CAPACITY (LIT.)
		TENEMENT	FACTOR				
DRAIN A	TENEMENT	48	7.2	345	200	69000.00	
	-----	60.00	36.00	48.00	60.00	89.00	
	TOTAL					69089.00	
	OVERHEAD (40%)					27632.00	97,73,000
	UNDERGROUND (60%)					41448.00	40000
	TOTAL					69080	1137,000

C.B., F.B., LOBBY STATEMENT: CC (1)

FLOOR	NO. OF C.B.	NO. OF F.B.	LOBBY AREA
SEVENTH FLOOR	3	3	26.29
SIXTH FLOOR	3	3	26.29
FIFTH FLOOR	3	3	26.29
FOURTH FLOOR	3	3	26.29
THIRD FLOOR	3	3	26.29
SECOND FLOOR	3	3	26.29
FIRST FLOOR	3	3	26.29
GROUND FLOOR	3	3	26.29
Total	24	24	210.32

SCHEDULE OF OPENING: CC (1)

NAME	LENGTH	HEIGHT	NOS.
D1	0.76	2.10	11
D2	0.77	2.10	04
D3	0.81	2.10	06
D5	0.81	2.10	06
D	0.90	2.10	19
D1	0.90	2.10	45
D4	0.90	2.10	03
E	1.00	2.10	46
G1	1.15	2.10	12
FD	1.20	2.10	08

SCHEDULE OF OPENING: CC (1)

NAME	LENGTH	HEIGHT	NOS.
V	0.60	1.20	72
W1	1.00	2.10	32
W	1.80	2.10	102
W3	3.30	1.20	03

BUILDING WISE FSI STATEMENT

BLDG. (NO.)	FSI AREA COMM.	RESI.	INST.	SPEC.	BALCONY	PASSAGE	STAIR	LIFT	TENEMENTS	TOTAL FSI AREA
(CC-1-01)	3.00	11,028	0.00	0.00	3.00	283.11	35.08	31.28	48	11,028 - 10,500
Total	3.00	11,028	0.00	0.00	283.11	283.11	35.08	31.28	48	11,028 - 10,500

FLOOR WISE CARPET AREA: CC (1)

FLOOR	CARPET AREA	CARPET AREA	BAL. AREA	CARPET	BAL. AREA	TOTAL AREA
FIFTH FLOOR PLAN	101	15.31	12.30	26.21		158.59
	102	15.76	12.86	28.62		
	103	15.26	9.64	26.84		
	104	14.46	12.86	27.32		
	105	14.46	12.86	27.32		
	106	15.21	9.63	26.84		
	107	20.52	6.10	26.62		
FOURTH FLOOR PLAN	201	20.51	8.20	28.71		158.59
	202	19.97	8.45	28.42		
	203	21.75	5.19	26.95		
	204	15.23	8.60	21.83		
	205	15.22	8.60	21.82		
	206	21.75	5.10	26.85		
	207	23.23	3.40	26.63		
SECOND FLOOR PLAN	301	22.46	4.73	26.21		158.59
	302	24.30	4.12	28.42		
	303	24.71	4.13	28.84		
	304	23.68	4.13	27.82		
	305	23.68	4.13	27.82		
	306	24.71	4.13	28.84		
	307	24.56	4.06	28.62		
SEVENTH FLOOR PLAN	703	11.88	3.18	15.06		72.31
	704	8.11	9.00	17.11		
	705	8.11	9.00	17.11		
	706	11.88	3.18	15.06		
SIXTH FLOOR PLAN	601	15.31	12.30	26.21		158.59
	602	15.76	12.86	28.62		
	603	15.26	9.64	26.84		
	604	14.46	12.86	27.32		
	605	14.46	12.86	27.32		
	606	15.21	9.63	26.84		
	607	20.52	6.10	26.62		
TYPICAL - 1, 3 FLOOR PLAN	101,301	22.46	4.73	26.21		158.59
	102,302	24.30	4.12	28.42		
	103,303	24.71	4.13	28.84		
	104,304	23.68	4.13	27.82		
	105,305	23.68	4.13	27.82		
	106,306	24.71	4.13	28.84		
	107,307	24.56	4.06	28.62		

FLOOR WISE FSI STATEMENT: CC (1)

FLOORS	FSI AREA COMM.	RESI.	INS.	SPEC.	BALCONY	PASSAGE	STAIR	LIFT	TENEMENTS	TOTAL FSI AREA
TERRACE FLOOR	0.00	0.00	0.00	0.00	0.00	0.00	0.00	0.00	0	0.00
SEVENTH FLOOR	0.00	50.39	0.00	0.00	61.37	70.70	16.98	0.00	4	70.70
SIXTH FLOOR	0.00	147.00	0.00	0.00	73.06	70.70	16.98	0.00	7	70.70
FIFTH FLOOR	0.00	147.00	0.00	0.00	73.06	70.70	16.98	0.00	7	70.70
FOURTH FLOOR	0.00	146.71	0.00	0.00	73.06	70.70	16.98	0.00	7	70.70
THIRD FLOOR	0.00	146.71	0.00	0.00	73.41	70.70	16.98	0.00	7	70.70
SECOND FLOOR	0.00	146.71	0.00	0.00	73.41	70.70	16.98	0.00	7	70.70
FIRST FLOOR	0.00	146.71	0.00	0.00	73.41	70.70	16.98	0.00	7	70.70
GROUND FLOOR	0.00	0.00	0.00	0.00	0.00	0.00	0.00	0.00	0	0.00
Total	0.00	1,135.00	0.00	0.00	506.23	490.90	117.86	31.28	48	1,135.00 - 1,135.00

BALCONY CALCULATIONS: CC (1)

FLOOR	BLDG.	AREA	PERIM AREA	EXT. AREA
SEVENTH FLOOR	1.70 x 1.65 X 2	18.86	1.70	32.08
	1.50 x 1.35 X 2	7.08		
	1.40 x 1.15 X 2	6.16		
	1.40 x 1.35 X 2	7.56		
SIXTH FLOOR	1.50 x 2.05 X 2	6.30	32.08	70.70
	1.50 x 2.75 X 1	4.08		
	1.50 x 2.05 X 2	6.30		
	1.70 x 2.05 X 1	3.48		
	1.00 x 1.50 X 1	1.50		
	1.00 x 1.75 X 1	1.75		
	1.70 x 1.75 X 1	3.05		
	1.65 x 2.00 X 2	7.30		
	1.50 x 1.75 X 2	5.25		
	1.50 x 2.05 X 1	3.08		
	1.50 X 1.35 X 1	2.03		
	1.50 X 2.05 X 2	6.15		
	1.70 X 2.05 X 1	3.49		
	1.70 X 2.05 X 1	3.49		
FIFTH FLOOR	1.50 X 2.05 X 2	6.30	32.08	70.70
	1.50 X 1.75 X 1	4.08		
	1.50 X 2.05 X 2	6.30		
	1.70 X 2.05 X 1	4.24		
	1.50 X 1.05 X 1	1.58		
	1.70 X 2.05 X 1	3.49		
	1.70 X 2.05 X 1	3.49		
	1.40 X 2.05 X 2	5.74		
	1.50 X 2.05 X 1	3.08		
	1.50 X 2.05 X 1	3.08		
	1.50 X 2.05 X 1	3.08		
	1.50 X 2.05 X 1	3.08		
	1.50 X 2.05 X 1	3.08		
	1.50 X 2.05 X 1	3.08		
	1.50 X 2.05 X 1	3.08		
	1.50 X 2.05 X 1	3.08		
FOURTH FLOOR	1.50 X 2.05 X 1	3.08	28.40	56.80
	1.50 X 3.75 X 1	5.63		
	1.50 X 2.05 X 1	3.08		
	1.50 X 2.05 X 1	3.08		
	1.50 X 1.05 X 1	1.58		
	1.50 X 2.05 X 1	3.08		
	1.50 X 2.05 X 1	3.08		
	1.50 X 2.05 X 1	3.08		
	1.50 X 2.05 X 2	6.30		
	1.50 X 2.05 X 1	3.08		
THIRD FLOOR	1.47 X 2.05 X 4	12.07	28.40	28.40
	1.47 X 3.25 X 1	4.78		
	1.47 X 2.05 X 1	3.02		
	1.47 X 2.05 X 1	3.02		
SECOND FLOOR	1.47 X 2.05 X 4	12.07	28.40	28.40
	1.47 X 3.25 X 1	4.78		
	1.47 X 2.05 X 1	3.02		
	1.47 X 2.05 X 1	3.02		
FIRST FLOOR	1.47 X 2.05 X 4	12.07	28.40	28.40
	1.47 X 3.25 X 1	4.78		
	1.47 X 2.05 X 1	3.02		
	1.47 X 2.05 X 1	3.02		
Total		-	156.68	333.10

OWNER'S NAME

MAGARPATTA HOLDING, THROUGHTHE PARTNERS, MR.BHARATH SHIRISH LIMITED, AND MR.DEEPAK HIMANSHU PATEL

PROJECT INFORMATION

PROJECT TYPE

CONSULTANT NAME

ATUL PATEL (ARCHITECT)

ATUL PATEL ARCHITECTS

JOB NO.	DRG. NO.	SCALE	DRAWN BY	CHECKED BY
		1:500		
SHEET NO.	SHEET TITLE		DATE	
REV NO.			SHEET NO.	

This is a system generated drawing as per the soft copy submitted by the Architect Licenser Engineer

TYPICAL - 1, 3 FLOOR PLAN

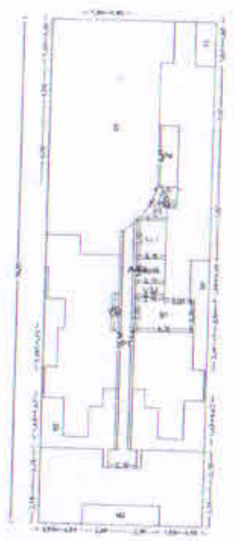

POLYGON NUMBER	SIZE	AREA
	13.00 X 16.35	212.55
B1	1.41 X 3.21	4.52
B2	1.41 X 3.19	4.27
B3	---	22.51
B4	---	31.49
B5	---	105.54
L1	1.89 X 2.16	1.90
VS1	1.89 X 2.16	3.48
VS2	0.76 X 2.16	1.28
F1	---	2.27
F2	---	2.28
F3	---	22.40
F4	1.41 X 4.45	6.45
U1	2.14 X 2.82	6.11
S1	---	16.60
TOTAL	---	446.22

SECOND FLOOR PLAN

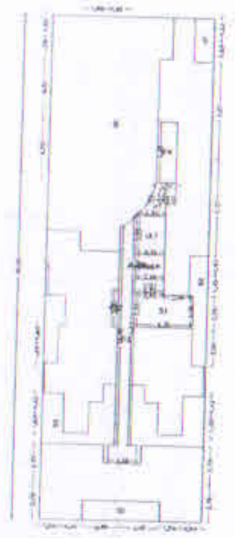

POLYGON NUMBER	SIZE	AREA
	13.00 X 16.35	212.55
B1	1.41 X 3.21	4.52
B2	1.41 X 3.19	4.27
B3	---	22.51
B4	---	31.49
B5	---	105.54
L1	1.89 X 2.16	1.90
VS1	1.89 X 2.16	3.48
VS2	0.76 X 2.16	1.28
F1	---	2.27
F2	---	2.28
F3	---	22.40
F4	1.41 X 4.45	6.45
U1	2.14 X 2.82	6.11
S1	---	16.60
TOTAL	---	446.22

FOURTH FLOOR PLAN

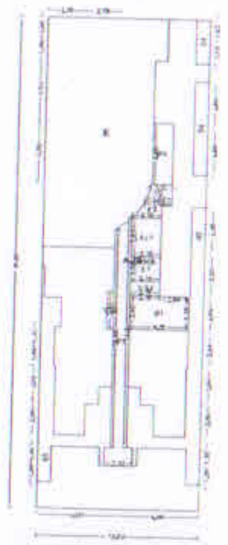

POLYGON NUMBER	SIZE	AREA
	13.00 X 16.35	212.55
B1	1.89 X 4.15	7.85
B2	---	31.23
B3	---	37.47
B4	1.80 X 0.85	6.80
B5	---	106.87
L1	1.89 X 2.16	1.90
VS1	1.89 X 2.16	2.48
VS2	0.76 X 2.16	1.28
F1	---	2.27
F2	---	2.28
F3	---	22.40
F4	1.41 X 4.45	6.45
U1	2.14 X 2.82	6.11
S1	---	16.60
TOTAL	---	446.22

SEAL OF APPROVAL

APPROVED SUBJECT TO THE CONDITION MENTIONED IN the office letter

Name : Ms. [illegible]
Designation : Sr. Town Planner
Organisation : CIDCO LIMITED
Date : 23-[illegible]-2019 18:00:37

Sr.Planner/Asso.Planner(BP)
CIDCO of Maharashtra Ltd.
Rajiphal Bhavan, 4th Floor,
Plot No.4, Sector-11,
CBD-Belapur, Navi Mumbai.

BUILDING CC (1)

OWNER'S NAME

[illegible] PATEL AND MRS. HEMA HEMANSHU PATEL

PROJECT INFORMATION

PROJECT TYPE

CONSULTANT NAME

ATUL PATEL ARCHITECTS

ATUL PATEL ARCHITECTS

JOB NO.	DRG NO.	SCALE	DRAWN BY	CHECKED BY
		1:100		
ARCHITECT	[illegible]	DATE	24-[illegible]-2019	
REV NO.	[illegible]	SHEET NO.	[illegible]	

This is a system generated drawing as per the soft copy submitted by the Architect Licensee Engineer

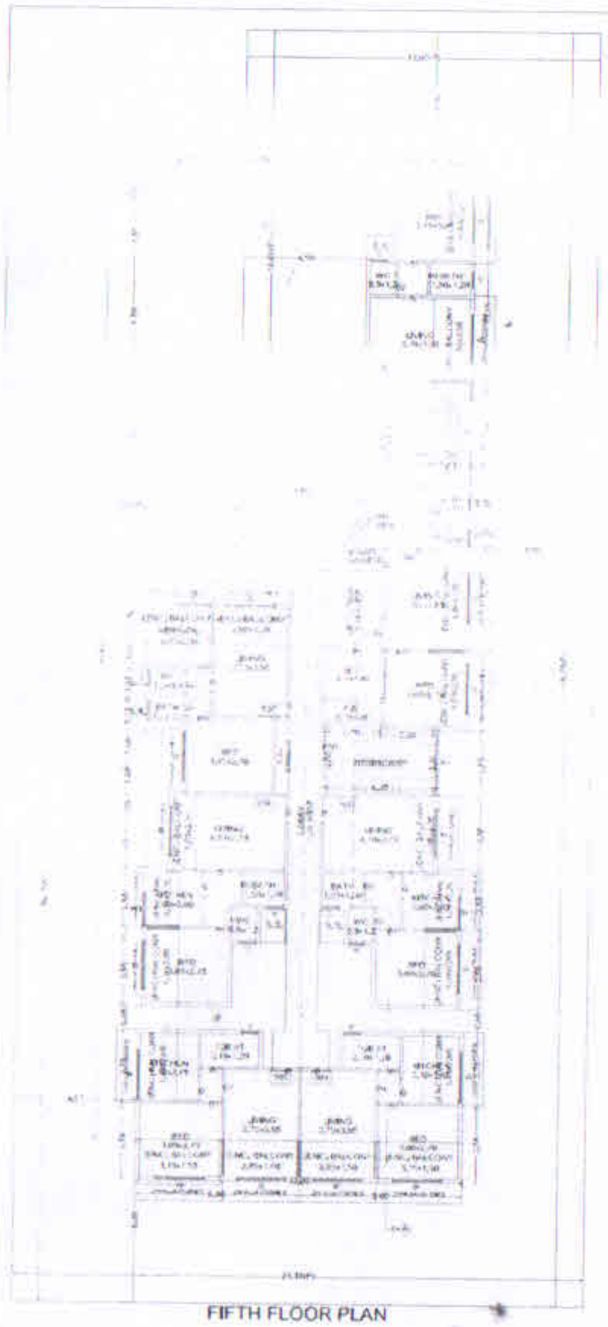

FIFTH FLOOR PLAN

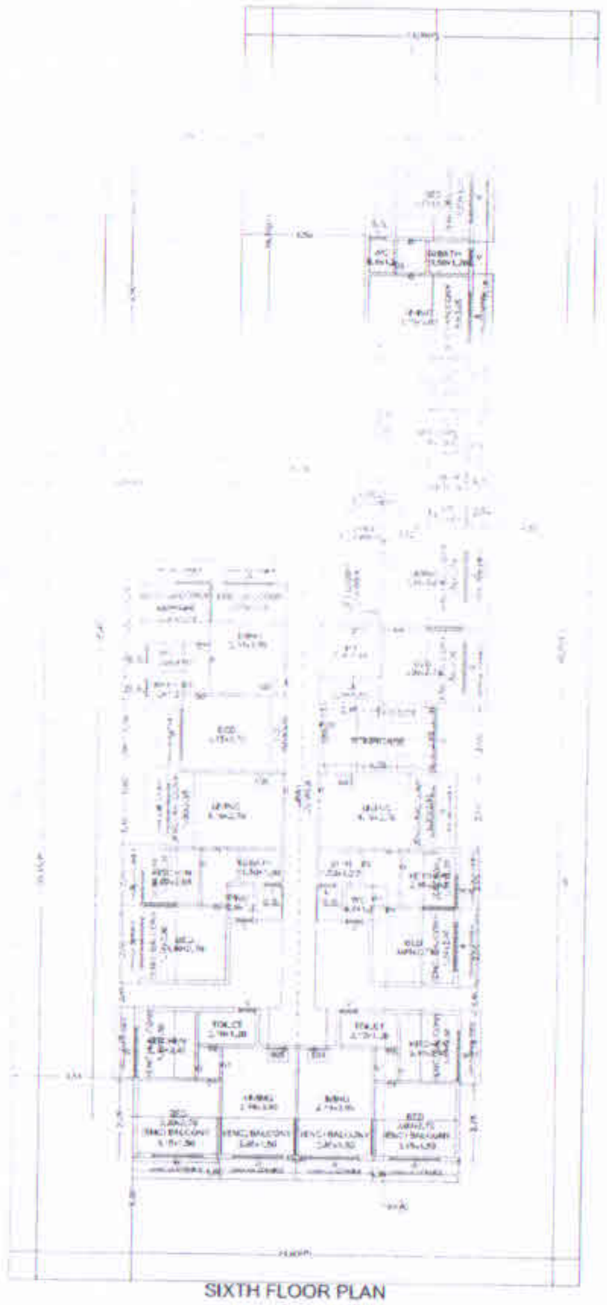

SIXTH FLOOR PLAN

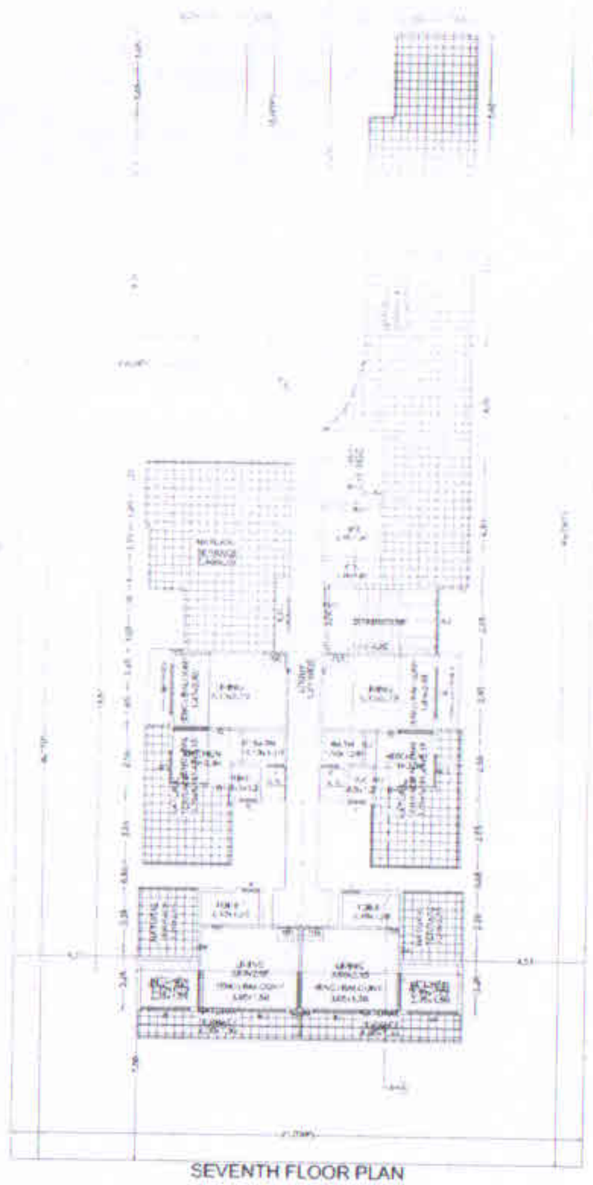

SEVENTH FLOOR PLAN

FIFTH FLOOR PLAN

POLYGON	SIZE	AREA
A-Block	13.00 X 35.40	460.20
P1	1.80 X 3.20	5.80
P2	---	46.52
P3	---	70.07
P4	1.80 X 9.00	16.20
P5	---	133.83
L1	1.80 X 2.16	3.89
V1T	1.80 X 2.16	3.89
V1B	3.60 X 2.16	7.78
P6	---	8.27
P7	---	2.39
P8	---	30.46
P9	1.40 X 4.40	6.16
L1	2.40 X 3.60	8.64
B1	---	16.00
Total		847.83

SIXTH FLOOR PLAN

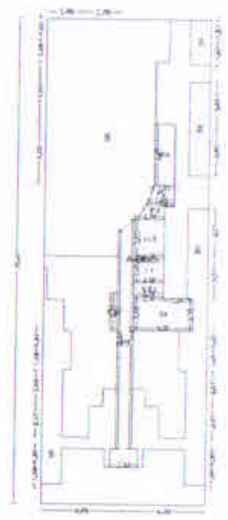

POLYGON	SIZE	AREA
A-Block	13.00 X 35.40	460.20
P1	1.80 X 3.20	5.80
P2	---	46.52
P3	---	70.07
P4	1.80 X 9.00	16.20
P5	---	133.83
L1	1.80 X 2.16	3.89
V1T	1.80 X 2.16	3.89
V1B	3.60 X 2.16	7.78
P6	---	8.27
P7	---	2.39
P8	---	30.46
P9	1.40 X 4.40	6.16
L1	2.40 X 3.60	8.64
B1	---	16.00
Total		847.83

SEVENTH FLOOR PLAN

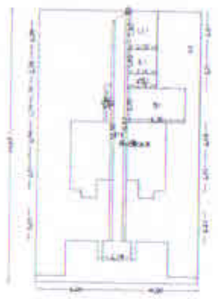

POLYGON	SIZE	AREA
A-Block	13.00 X 35.40	460.20
P1	---	46.52
P2	---	70.07
P3	---	16.20
L1	1.80 X 2.16	3.89
V1T	1.80 X 2.16	3.89
V1B	3.60 X 2.16	7.78
P4	---	30.46
L1	2.40 X 3.60	8.64
B1	2.40 X 4.20	10.08
Total		647.59

SEAL OF APPROVAL

APPROVED SUBJECT TO THE CONDITION MENTIONED IN the office letter

Sr.Planner(Asso.Planner(BP)
CIDCO of Maharashtra Ltd,
Flagship Bhavan, 4th Floor,
Plot No.2, Sector-11,

OWNER'S NAME

M/S.MI TRASH BUILD. THOUGHTS PARTNERS, MUMBAI(SHO.GHEULA L.PATEL AND MITCHES NI HIRAKSHU.NI.N.)

PROJECT INFORMATION

PLOT NO. 41 SECTOR NO. 1
NODE (Kamothe/New)

PROJECT TYPE

CONSULTANT NAME

ATUL PATEL ARCHITECTS
Regn. No. CA/2001/20001

ATUL PATEL ARCHITECTS

DRG NO.	PRLIM NO.	SCALE	DRAWN BY	CHECKED BY
		1:100		
DRAWING NO.	20191104-PA0001	DATE	04-11-2019	
REV NO.	0-01-00	SHEET NO.	01	

This is a system generated drawing as per the soft copy submitted by the Architect License Engineer

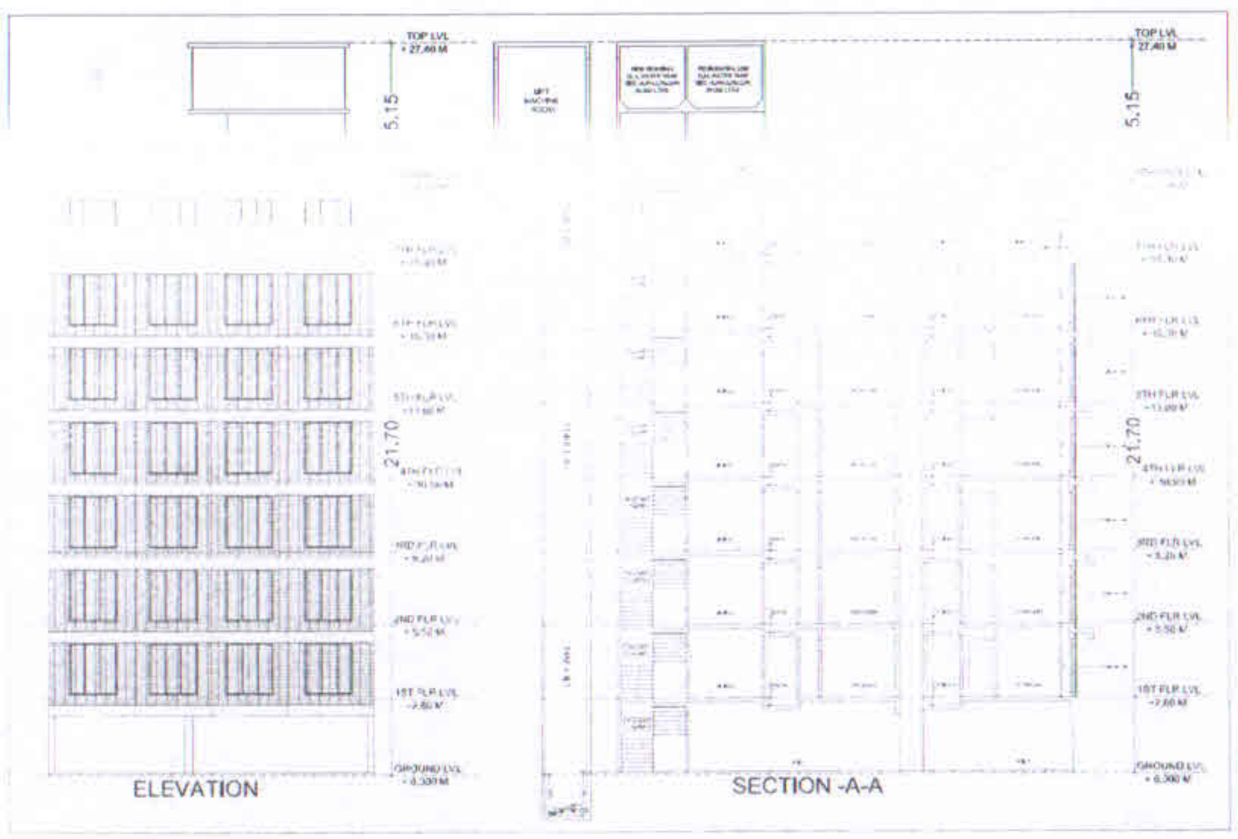



SEAL OF APPROVAL

APPROVED SUBJECT TO THE CONDITION MENTIONED IN the office letter

No.

Ground floor

Name : PATIL MEGHA SHIVAJI
(SIGNATORY)
Designation : Sr.Town Planner
Organization : CIDCO LIMITED
Date : 21-Oct-2019 18:38:37

Sr.Planner(Asso.Planner(BP)
CIDCO of Maharashtra Ltd.
Raigad Bhavan, 4th Floor,
Plot No.4, Sector-11,
CBD-Belapur, Navi Mumbai.

BUILDING CC (1)

OWNER'S NAME

MYLLAT PARTNERS(B.S. TI-KOUGHETS PARTNERS, MR.BHARATKUMAR L. PATEL AND MR.DILEEP M. HIMATSINGH PATEL

PROJECT INFORMATION

PLOT NO. : 40 SECTOR NO. : 11

NODE : Kamalpada(Ulwe)

PROJECT TYPE :

CONSULTANT NAME

ATUL PATEL ARCHITECTS
Regd. No. : CA/87/2245

ATUL PATEL
ARCHITECTS

JOB NO.	DRG.NO.	SCALE : 1:100	DRAWN/CHECKED BY
DRAWING NO.	2019-20-001/PA/40/A	DATE	04/10/2019
REV NO.	0-01-00	SHEET NO.	01

This is a system generated drawing as per the soft copy submitted by the Architect/ License Engineer