NOTE :-

- ENGINEER IS FULLY RESPONSIBLE FOR LEAVING OPEN SPACE AND MARGIN.
- THE DEPTH AND POSITION OF EXISTING MUNICIPAL MAINHOLE IS VERYFIED ME ON SITE AND PREMISES GATES DRAINAGE CONNECTION.
- IT IS CERTIFY THAT ACCORDING TO C.G.DCR 2017 ALL REQUIREMENTS OF THE BUILDING ARE CHECKED AND NECESSARY ACTIONS ARE TAKEN.
- IT IS CERTIFY THAT ACCORDING TO THE CLAUSE NO. 3.5.6 OF THE C.GDCR 2017, THE STRUCTURE OF THE BUILDING IS DESIGN AS PER THE NORMS OF THE INDIAN STANDARDS.
- DESIGN OF STAIRCASE AND RAILING IS PROVIDED AS PER THE PROVISION OF THE CLAUSE NO. 21.1.12 AND 21.1.14 AND OF C. G.D.C.R.2017
- PEDESTRIANS RAMP IS PROVIDED AS PER THE PROVISION OF THE CLAUSE NO. 21.1.5 OF C. G.D.C.R.2017.
- LIFT IS PROVIDED AS PER THE PROVISION OF THE CLAUSE NO. 21.12 AND 22.8 OF C.G.D.C.R 2017.
- WATER TANK IS PROVIDED AS PER THE PROVISION OF THE CLAUSE NO. 21.8.1 OF C. G.D.C.R. 2017
- SEPARATE LETTER BOX IS PROVIDED AT GROUND LEVEL FOR EACH UNIT.
- WATER TANK FOR FIRE SAFETY REQUIREMENT PROVIDED AS PER CHEPTER NO. 22 OF C.GDCR.2017
- ELECTRICAL INFRASTRUCTURE SHALL BE PROVIDED AS PER CLAUSE NO. 21.115
- DRINKING WATER FACILITY FOR DISABLED PERSONS IS PROVIDED AS PER THE CLAUSE NO. 21.8.2 OF GDCR. 2017
- DRAINAGE FACILITY IS PROVIDED AS PER THE CLAUSE NO. 21.10 OF GDCR .2017
- SIGNAGES OF THE PARKING PLACE IS TO BE PROVIDED AS PER THE CLAUSE NO. 21.7 OF THE C .GDCR.2017
- ENTRANCE OF THE BUILDING IS PROVIDED AS PER THE CLAUSE NO. 21.1.7 OF C. GDCR.2017
- THE PAVING OF BUILDING UNIT/FINL PLOT AS PER THE PROVISION OF THE CLAUSE NO. 21.1.4 OF C. GDCR. 2017
- THE STRUCTUE OF THE BUILDING IS AS PER THE NORMS OF THE SPECIFIED IN THE INDIAN STANDARD AND TAKE NACESSARY ACTION FOR THE STRUCTRAL SAFETY DURING THE CONSTRUCTION.
- RAIN WATER STORAGE TANK AND RAIN WATER HARVESTING SYSTEM IS PROVIDED AS PER THE CLAUSE NO. 25.2 OF C. GDCR 2017
- COMMUNITY BIN PROVIDED AS PER THE PROVISION OF THE CLAUSE NO. 25.3 OF C .GDCR.2017.
- TREE PALNTATION IS PROVIDED AS PER THE CLAUSE NO. 25.5 OF C. GDCR.2017.
- SOLAR WATER HEATING SYSTEM IS PROVIDED AS PER THE CLAUSE NO. 25.5 OF THE GDCR.2017
- FIRE SAFETY SYSTEM IS PROVIDED AS PER CHAPETER NO. 22 OF C.GDCR.2017.
- MAINTANANCE AND UPGRADATION OF BUILDING IS AS PER CHAPETER NO. 27 OF C. GDCR 2017.
- MECHANICAL VENTILATION PROVIDE ON BASEMENT.
- ROOF TOP SOLAR ENERGY INSTALLATIONS IS PROVIDED AS PER C. GDCR 2017. (TABLE - 25.6.1,TABLE - 25.6.2).
- FIRE PROOF DOOR - 4 HOURS FIRE RESISTANT. SHALL BE PROVIDED IN BASEMENT .
- FIRE PROOF DOOR - 2 HOURS FIRE RESISTANT FOR ALL UNIT.
- STAIRCASE SHALL BE COMPLIANT WITH FIRE PREVENTION AND LIFE SAFETY MEASURES REGULATION-2016 AND AMENDED FROM TIME TO TIME.



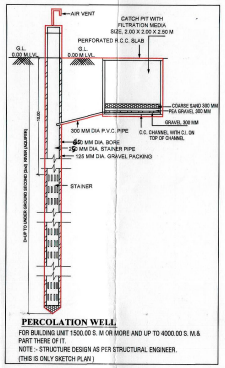

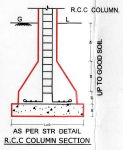

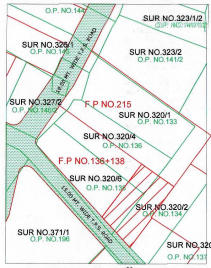

FIRE HYDRANT LEGEND		
SR.	SYMBOL	DISCRIPTION
1		FIRE HYDRANT PIPE MAIN
2		SLUICE VALVE
3		NON RETURN VALVE
4		COURT YARD HYDRANT VALVE
5		LANDING HYDRANT VALVE
6		HOSE BOX
7		FIRST AID HOSE REEL
8		AIR RELEASE VALVE
9		TWO WAY SIAMESE CONNECTION
10		RISE OR DROP

BUILT UP AREA TABLE	AREA IN SQ. MTS.
PROP. B. A. ON BASEMENT	1123.64
PROP. B. A. ON GR. FL.	761.27
PROP. B. A. ON FIR. FL.	691.11
PROP. B. A. ON SEC. FL.	691.11
PROP. B. A. ON THI. FL.	691.11
PROP. B. A. ON 4TH. FL.	691.11
PROP. B. A. ON 5TH. FL.	691.11
PROP. B. A. ON 6TH. FL.	761.27
PROP. B. A. ON STAIR CABIN.	38.86
PROP. B. A. ON LIFT RM. & OHWT	26.94
TOTAL B. A.	**6167.53**

F.S.I. AREA TABLE	AREA IN SQ. MTS.
PROP. F. S. I. ON 1ST.FL.	594.72
PROP. F. S. I. ON 2ND.FL.	594.72
PROP. F. S. I. ON 3RD.FL.	594.72
PROP. F. S. I. ON 4TH. FL.	594.72
PROP. F. S. I. ON 5TH. FL.	594.72
PROP. F. S. I. ON 6TH. FL.	603.24
TOTAL F. S. I. AREA	**3576.84**

FLOOR AREA TABLE			
FLOOR	USE	EQ. TENA.	FLOOR AREA (IN SQ. MTS)
BASEMENT	PARK	--	--
GROUND FL.	PARK	--	--
1ST.FL.	RESI.	02	594.72
2ND.FL.	RESI.	02	594.72
3RD.FL.	RESI.	02	594.72
4TH.FL.	RESI.	02	594.72
5TH.FL.	RESI.	02	594.72
6TH.FL.	RESI.	02	603.24
TOTAL	**RESI.**	**12**	3576.84

THIS DEVELOPMENT PERMISSION WITH T.D.R. F.S.I. IS GIVEN WITH SUBJECT TO CONDITION THAT THE CONSTRUCTION ON TDR F.S.I. **299.53** SQ.MT. FROM SUM PLOT T.P.S. NO.- T.P.-41(Odhav-01), F.P.NO.109-A,109-P(Part) Ma. Tha.Vihapur) SHOWING IN PLAN MARK WITH PURPLE HATCH SHALL BE CARRIED OUT AFTER GETTING B.U.P.FROM T.D.O.

Detail of Slum Rights of TDR FSI Recipient plot Country date of Recipient plot (Rs. per Sq.mts.)	Actual T.D.R. F.S.I. Available to Recipient plot (Proppesate as per jantry)	TDR FSI Proposed in Recipient plot
Re development Plot / T.P.-41(Odhav-01) / F.P. 109+201+204/P India Nagar Na chhapre / 16000/- Rs. per sq.mts / 49,49,000 Rs. 49,49,000/ L = 303.00sq.m.	299.53 sq.mts	

Re development Plot / (Rs/pt Slum Re development from Slum Developer to the transferee / T.P.43(A/Sola) F.P.NO.133 (R.S.NO.320/1) / Rs.48,48,000/-	

CASE NO.	SHEET NO :- 1/4

PLAN SHOWING PROP. RESI. BUILDING ON
F.P. NO. : 133, O.P. NO. : 133, SUR. NO. : 320/1 OF
DRAFT T.P.S. NO. : 43/A (SOLA),
VILLAGE :- SOLA , TALUKA :- GHATLODIYA , DIST :- AHMEDABAD

SCALE : 1.00 CM = 2.00 MT.

ZONE :- RESI - II

USE : RESIDENCE

AREA TABLE	SQ. MTS.
PLOT AREA	1821.00 SQ. MTS.
AREA NOT POSSESSION	0.27 SQ. MTS.
NET PLOT AREA	1820.73 SQ. MTS.
F.S.I AREA TABLE	**SQ. MTS.**
PERMI. F.S.I. AREA (1820.73 X 1.20)	2184.87 SQ. MTS.
PERMI.PAYMENT F.S.I. AREA (1820.73 X 0.60)	1092.44 SQ. MTS.
TOTAL PERMI. F.S.I. AREA	3277.31 SQ. MTS.
TOTAL UTILIZED F.S.I. AREA	3576.84 SQ. MTS.
PAYMENT F. S. I. AREA TABLE	
PERMI. PAYMENT F.S.I. 0.60 % OF 1820.73	1092.44 SQ. MTS.
PAYMENT F.S.I. USED	1092.44 SQ. MTS.
T.D.R. F. S. I AREA TABLE	
T.D.R F.S.I USED (3576.84 -3277.31)	299.53 SQ. MTS.

CONTAINER BIN AREA CAL.
RESI .:1UNIT 10 LIT. REQ. 1 CONTAINER
TOTAL UNIT 10 X 10 LIT. = 100 LIT.
100/80 = 1.25 NOS. CONT.
REQU. 2 NOS BIN OF 80 LIT CAP.
PROVI. 2 NOS BIN OF 80 LIT CAP.

TREE PLANTETION
PLOT AREA :- = 1821.00 SQ. MTS.
200 SQ. MTS. / 5 TREE
(1821.00 X 5) / 200 = 50
REQD. =50TREES
PROVI. =50TREES

REQ. PERCOLATING WELL
PLOT AREA 1500 TO 4000 SQ.MTS. REQ.
1 PERCOLATING WELL.
PLOT AREA = 1821.00 SQ.MTS.
1821.00 / 4000.00 = 0.45 SQ.MTS.
PROVI. 1 PERCO. WELL.

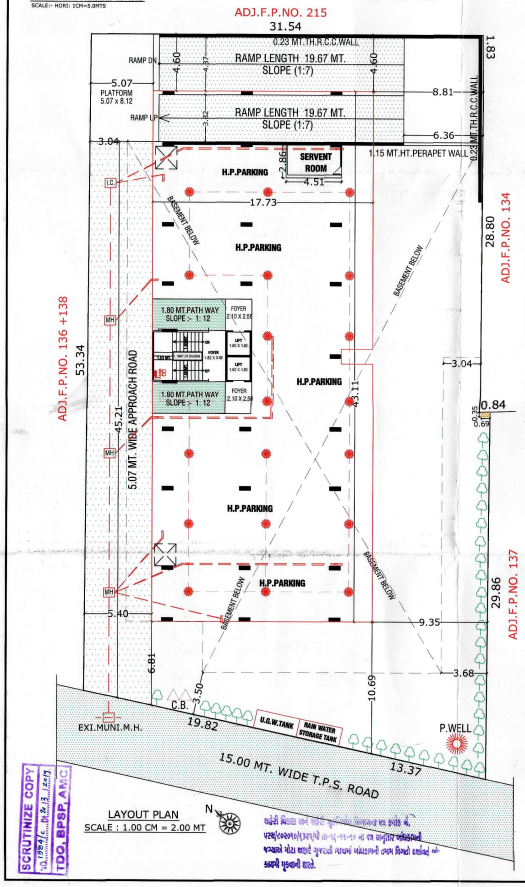



HYYDRANT SYSTEM:
ON/OFF switches located near the hose reel hose or hydrant outlet, at each floor the main FirePump at the underground water tank with a capacity to discharge 900 liters per minute at 3 bar, pressure as measured at the terrace level should be installed. The Riser for the buildings exceeding 18 meters and above 18 meters height should not be of less than 100 mm. internal diameter. The riser should be connected to the bottom of the terrace tank with a stop value and a NRV to act as a Down - comer. One riser is required for every 1000sq. meters floor area and if the building is divided into, two or more parts then each part should have a separate riser with all the fittings at floor level. Each floor should have one hydrant outlet with a coupling for attaching a 63 mm.dia hose & 25 mm.bore Hose-reel hose with 8 mm. SS. Shut-off nozzle at each floor landing. The length of the hose reel hose should be enough to reach the farthest corner of the floor. Hose-box with 15 meters long 63mm. dia. hose and 12.5 mm. bore nozzle at alternate floors. The Hose-reel hose should be coupled to the Riser. Fire-service inlet should be installed at a point near the entry to the premisses where a Fire service vehicle can approach easily. A permanent hydrant point comprising of 63 mm.dia size 2nos of hydrant valves should be installed at the terrace level. Overhead tank Refilling bypass connection should be done at the terrace level. The Overhead tank shall be of a capacity of not less than 20,000 liters. The Underground tank shall be of not less than 1,00,000 liters.

2. FIRE LIFT :
The Fire-Lift and all the lifts should have a provision to ground automatically in case of electricity failure. Each building should have at least one lift as a Fire-Lift and if the building is divided into two or more parts then each should have a Fire-Lift. Lift-well should have blowers to pressurize the lift-well so connected that it will automatically operate when alarm call point is operate, so that it prevents the lift well getting smoke logged.

3. FIRE ALARM:
Fire alarm call point to be installed at each floor with sounders capable of being heard all throughout the building.

4. FIRE EXTINGUISHERS
One Carbon Dioxide (CO2) type extinguisher of 4.5 kg. with ISI mark. and one extinguisher of 5kg. Dry Chemical Powder (DCP) type extinguisher with ISI mark to be installed on each- floor in case of commercial building. One Carbon Dioxide (CO2) type extinguisher of 4.5 kg. with ISI mark. *OR Two Carbon Dioxide (Co2) type extinguisher of 2*kg. with ISI mark capacity on* alternate floors in case of residential building. If the building is divided into two or more parts then each part should have these extinguishers installed.

5. STAIRCASE :
The staircase has to be open from at least one or two sides but if the staircase is in the centre core of the buildings it has to be pressurized to prevent it from getting smoke logged. The Riser/Down-comer should be located in the staircase or close to in to make it easily approachable in case of Fire from the floor bellow or above.

6. BASEMENT :
The basement of 200 sq. meters or more should be protected with Automatic Sprinkler system with at least one sprinkler head for actual Car parking space. Additionally be protected by a Hydrant outlet and two 25 mm. bore Hose-reel hoses with 8 mm. bore nozzles at each basement level.

7. LIGHTENING ARRESTER :
A lightening arrester should also be installed and be properly earthed to prevent damage to the building when the lightening strikes.

8. PHOTO LUMINESCENT (AUTO GLOW) SIGNAGE'S :
If the building falls in a confined area or if it has an enclosed staircase or is not well lit-up on the inside, then adequate photo luminescent (auto glow) signage's should be displayed at each floor / landing / pathway / dead-end along all exit routes leading to the ground level. The signage should indicate fire fighting, fire safety equipment present on the respective floor/landing/pathway/dead-end and along all exit routes leading to the ground level.

9. ELECTRIC POWER SUPPLY TO THE ENTIRE FIRE-SAFETY SYSTEM
Electricity suppy to the fire pump. fire alarm system, staircase pressurization system and fire lift should be made available from the main Electrical supply. (i.e. from Electrical power supply of the company) This is to ensure availability of power supply to the fire protection & Safety system even after the main electrical supply to the building is switched off at the time of fire.

10.INDIVDUAL FIRE SEFTY SYSTEM
FIRE SEFTY SYSTEM SHOULD BE PROVIDED IN IDIVDUAL SHOW ROOM BY OWNER

IMPORTANT INSTRUCTIONS:
After inspection of a low-rise building by the fire service authority,if the fire officer concerned feels th need for additional fire prevention/protection measures ,/ventilation system required or equipment (i.e. - Passive system / Suppression system / Fire door - Window / Detection system / Active system / Sprinkler / Drancher etc.) as per Fire load / Frerick / Public gathering. Potential / Occupancy / Confined area, those additional measures / equipment have to be implemented / Installed.

COLOUR NOTE :
COMMON PLOT
PROP. WORK
ROAD
PROP. DRAINAGE
F.P. BOUNDRY

૧ - આયુષ્ય આવાસ ૨ - બ્લડ૬ ૮ ૧૦૦૯
૩/૧ - વિકલ્પ વીકાસ ૩/૨ - સ્વભાવના સ્વપ્નો
૩/૩ - મલીન વીકાસ૪ - ખરવિદ્ય રમણલ
૩/૫ - સુગંધ કલ્પ જયવીજય ના વાલી તરીકે
૩/૬ - સ્વભાવ ૭ - પોપટલ સમલા
૩ - દીવીપ્રધાની પુષ્પબાઈ ૮ - સીલીન્ય બ્લાઝ
૩/૯ - બીબીન્ય રમેશભાઈ વિપત્ય ૯/૨ - સેજલ રમેશલ
૯/૩ - દેવાંગ રમેશલ ૯/૪ - કલ્પેન નેજલ રમેશલ ના વાલી
તરીકે બીબીન્યેન રમેશલ ૯/૫ - સુજીત પરેશ રમેશલ ના વાલી
તરીકે બીબીન્યેન રમેશલ ૧૦ - સહકાર બ્લાઝ
૧૧ - વસિષ્ઠ બ્લાઝ ના કુલ મુખત્યાર પોતે તથા જાને
તરીકે પુંજલ આવાસ સ્કોર

કુલીયેન તે રમણલ આવાસની દિકરી તે
ખોડલ સાવાસના પત્નીના કુલ મુખત્યાર જાને
પોતે તરીકે પુંજલ આવાસ સ્કોર

OWNER

SKARA PROJECTS LLP
PRAFULKUMAR L. PATEL
206-Coral Complex,
Science City Road, Sola,
Ahmedabad-380060
Corp. Licence No :
ERI/7195211023
DEVELOPER

VADODARIYA KETAN J.
AMC COW 0022120721R3 (GRADE I)
AMC ENGG 0050300719R2
B/401, Kalgi Apartment, Opp. Aditi Restaurant, Judges Bunglow, Bodakdev, Ahmedabad-380015.
C.O.W.

PRASHANT J. SHAH
5th Floor, Vrundavan Enclave,
5th A.E.C. Zonal Office,
Naranpura, Ahmedabad-13.
Corp.Licence No.: ERI/0924050322Rr
ENGINEER

JIGAR G. SHAH
STRUCTURAL DESIGNER (GRADE-1)
SD0231200323R3
401/2, SHANTI ARCADE,
132 FT. RING ROAD, NARANPURA
AHMEDABAD-380013.
STR. ENGINEER

ASSESSIBILITY (C.G.D.C.R.-2017 CL.NO. 3.2.2 & 3.8.1) :-
APPROVAL OF DRAWINGS AND ACCEPTANCE OF ANY STATEMENT, DOCUMENTS, STRUCTURAL REPORT, STRUCTURAL DRAWINGS, PROGRESS CERTIFICATE OR BUILDING COMPLETION CERTIFICATE SHALL NOT DISCHARGE THE OWNER, ENGINEER, ARCHITECT, CLERK OF WORKS, SITE SUPERVISOR, STRUCTURAL DESIGNER, DEVELOPER, OWNER FROM THEIR RESPONSIBILITIES, IMPOSED UNDER THE ACT, THE DEVELOPMENT CONTROL REGULATIONS AND THE LAWS OF TORT AND LOCAL ACTS.
LIABILITY (C.G.D.C.R.-2017 CL.NO. 2.2.1) :-
NOTWITHSTANDING ANY DEVELOPMENT PERMISSION GRANTED UNDER THE ACT AND THESE REGULATIONS, ANY PERSON UNDERTAKING ANY DEVELOPMENT WORK SHALL CONTINUE TO BE WHOLLY AND SOLELY LIABLE FOR ANY INJURY OR DAMAGE OR LOSS WHATSOEVER THAT MAY BE CAUSED TO ANY ONE IN OR AROUND THE AREA DURING SUCH CONSTRUCTION AND NO LIABILITY WHATSOEVER IN THIS REGARD SHALL BE CAST ON THE AUTHORITY

Ahmedabad Municipal Corporation
Case No. : BLNTS/NWZ/300119/CGDCR/A/1813/R0/M1
Plan Approved as per terms and condition mentioned in the Commencement Certificate
Raja Chithi Number : 01666/300119/A/1813/R0/M1
Date:- 20/04/2019
Zone: NORTH WEST

AUTHOR
T.D. Sub Inspector(B.P.S.P.) 20/4/19
T.D. Inspector (B.P.S.P.)
Asst. T.D.O. (B.P.S.P.) 20-04-2019

SCRUTINIZE COPY
No.1884/... Dt.B.P.S.P.
TDO., BPSP, AMC