

ELEVATION SCALE 1:100

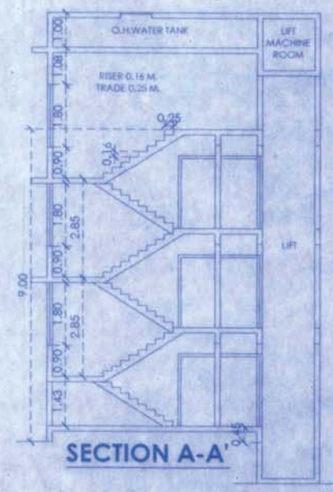

SECTION A-A'

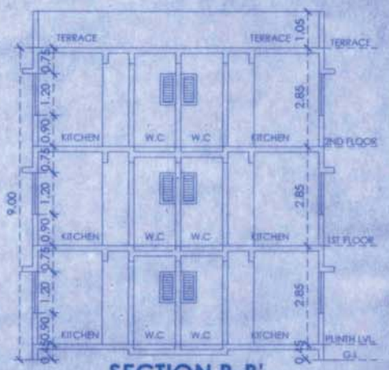

SECTION B-B'

SCHEDULE OF WINDOWS		
TYPE	SIZE	DESCRIPTION
W	1.80 X 1.20	AL FRAME OPENABLE WINDOW
W1	1.50 X 1.20	AL FRAME OPENABLE WINDOW
W2	1.20 X 1.20	AL FRAME OPENABLE WINDOW
W3	1.20 X 1.80	R.C.C GRILL AS PER DESIGN
V	0.60 X 0.90	AL FRAME LOUVERED WINDOW
SCHEDULE OF DOORS		
D	1.05 X 2.10	TIMBER FRAME FLUSH DOOR
D1	0.90 X 2.10	TIMBER FRAME FLUSH DOOR
D2	0.75 X 2.10	TIMBER FRAME PVC DOOR

LIGHT AND VENTILATION STATEMENT GROUND TO SECOND FLOOR (TYPE-C)

SR #	DESCRIPTION	L (M)	B (M)	FLOOR AREA (SQM)	WIN REQ 1/6(SQ.M)	WIN PROVIDED (SQM)
	FLAT TYPE-B					
1	LIVING ROOM	2.75	2.45	6.74	1.12	1.50X1.20=1.80
2	DINING	2.45	1.75	4.29	0.71	1.50X1.20=1.80
3	KITCHEN	1.95	1.85	3.61	0.60	1.20X1.20=1.44
4	BATH	0.90	1.20	1.08	0.18	0.60X0.90=0.54
5	W.C	0.90	1.20	1.08	0.18	0.60X0.90=0.54

LIGHT AND VENTILATION STATEMENT GROUND TO SECOND FLOOR (TYPE-C)

SR #	DESCRIPTION	L (M)	B (M)	FLOOR AREA (SQM)	WIN REQ 1/6(SQ.M)	WIN PROVIDED (SQM)
	FLAT TYPE-A					
1	LIVING ROOM	2.75	2.45	6.74	1.12	1.50X1.20=1.80
2	BEDROOM	2.45	2.60	6.37	1.06	1.50X1.20=1.80
3	KITCHEN	1.95	1.85	3.61	0.60	1.20X1.20=1.44
4	BATH	0.90	1.20	1.08	0.18	0.60X0.90=0.54
5	W.C	0.90	1.20	1.08	0.18	0.60X0.90=0.54

CARPET AREA STATEMENT TYPE-C

FLAT NO.	CARPET AREA	+20% BUILT UP AREA	CATEGORY
001	20.17 SQ.MT	24.20 SQ.FT	L.I.G
002	18.10 SQ.MT	21.72 SQ.FT	L.I.G
003	18.10 SQ.MT	21.72 SQ.FT	L.I.G
004	20.17 SQ.MT	24.20 SQ.FT	L.I.G

CARPET AREA STATEMENT TYPE-C

FLAT NO.		CARPET AREA	+20% BUILT UP AREA	CATEGORY
101	201	20.31 SQ.MT	24.37 SQ.FT	L.I.G
102	202	18.34 SQ.MT	22.01 SQ.FT	L.I.G
103	203	18.34 SQ.MT	22.01 SQ.FT	L.I.G
104	204	20.31 SQ.MT	24.37 SQ.FT	L.I.G

BALCONY AREA STATEMENT (TYPE-C)

FLOOR	BUILT AREA	PERMISSIBLE BALCONY AREA(15%)	PROPOSED BALCONY AREA	EXCESS BALCONY	TOTAL BUILT UP
GR. FLOOR	108.07	0.00	0.00	0.00	108.07
FIRST FLOOR	108.07	16.21	16.50	0.29	108.36
SECOND FLOOR	108.07	16.21	16.50	0.29	108.36
TOTAL	324.21	32.42	33.00	0.58	324.79

TYPE-C

SHEET NO. 6/7

STAMP OF APPROVAL

ग्रा.कार्यालयाचे पत्र क्र.विशे/नैसर्गिक/बाप/मौ.माकणे/ता.पालघर/प.क्र.१४५/अ/१ व इतर/ सा.न.र./ 268 दि. 24.8.2016 मधील शर्ती
व हिरव्या रंगाने दुरुस्ती सुचविल्याप्रमाणे. रहिवास व वाणिज्य (सह मजल्यावर रस्त्यासंमुख दुकाने)
बाबतची नकाशाला मंजुरीसाठी शिफारस.

सहायक संचालक, नगर रचना
पालघर.

मंजूर
आदेश क्र.महसूल/कक्ष १/मेज 9 /एनएपी/
एसआर/68/96 दिनांक 26/10/2016
प्रयोजन - रहिवास / वाणिज्य / औद्योगिक / विनाझोनीसह बाद.
अपर जिल्हाधिकारी पालघर

जिल्हाधिकारी पालघर
विभागीय आयुक्त
विभाग

F.S.I. STATEMENT

	FLOOR	FLOOR AREA	BALC.AREA IN RMT. PERM.	PROP.	EXCESS	TOTAL B/UP
TYPE-C	GROUND	108.07	——	——	——	108.07
	FIRST	108.07	16.21	16.50	0.29	108.36
	SECOND	108.07	16.21	16.50	0.29	108.36
	TOTAL	**324.21**	32.42	33.00	0.58	**324.79**

LEGEND

1.	PLOT BOUNDRY SHOWN	THICK BLACK
2.	PROPOSED WORK SHOWN	THICK RED
3.	WATER LINE SHOWN	DOTT.BLACK
4.	DRAINAGE LINE SHOWN	DOTT.RED
5.	EXISTING TO BE RETAINED	BLUE HATCH
6.	ROAD WIDENING LINE	DOTT.GREEN

PROJECT

PROPOSED RESIDENTIAL & COMMERCIAL BUILDING LAYOUT ON LAND BEARING GUT.NO.145/A1,145/A2,145/B1,145/B2 AT ,VILLAGE : MAKANE DIST & TAL:- PALGHAR

OWNER

MRS.ABHA MILIND SAPRE

NAME OF OWNER / P.A.H

AmSapre

SIGNATURE OF OWNER

NAME OF ARCHITECT

Ar. PARESH MAHADEV GHARAT
Registration No.-CA/10-11-B-4420
Ar. Paresh Mahadev Gharat

ARCHITECTS

Empire Architects
6 , centre point , kacheri road ,
Palghar (w). 401 403.

NORTH

N

JOB NO.	DATE	DRAWN BY	CHECK BY	SCALE	REVISION
—		AMAR	PARESH	AS PER SHEET	R0

AREA CALCULATION DIAGRAM
(GROUND FLOOR)
(SCALE-1:200)

AREA CALCULATIONS - (GROUND FLOOR)(TYPE-C)

(A)18.05X9.10 =								164.25
DEDUCTIONS (B)								
1	2	X	2.60	X	0.10	=		0.52
2	2	X	2.90	X	1.50	=		8.70
3	1	X	2.55	X	2.90	=		7.39
4	2	X	2.60	X	4.05	=		21.06
5	2	X	1.05	X	1.35	=		2.84
6	2	X	2.10	X	0.75	=		3.15
7	2	X	2.75	X	2.25	=		12.38
8	1	X	2.85	X	0.05	=		0.14
TOTAL (B)								56.18
NET AREA (A-B)								108.07

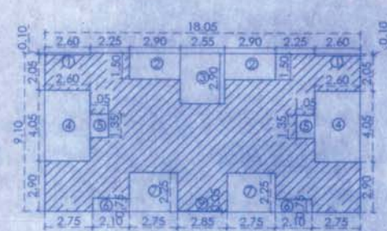

AREA CALCULATION DIAGRAM
(FIRST&SECOND FLOOR)
(SCALE-1:200)

AREA CALCULATIONS - (FIRST & SECOND FLOOR)(TYPE-C)

(A)18.05X9.10 =								164.25
DEDUCTIONS (B)								
1	2	X	2.60	X	0.10	=		0.52
2	2	X	2.90	X	1.50	=		8.70
3	1	X	2.55	X	2.90	=		7.39
4	2	X	2.60	X	4.05	=		21.06
5	2	X	1.05	X	1.35	=		2.84
6	2	X	2.10	X	0.75	=		3.15
7	2	X	2.75	X	2.25	=		12.38
8	1	X	2.85	X	0.05	=		0.14
TOTAL (B)								56.18
NET AREA (A-B)								108.07

PERMISSIBLE BALCONY AREA FOR FIRST & SECOND FLOOR (TYPE-C)=(108.07X 15%= 16.21 SQ.M)

BALCONY AREA - (FIRST,SECOND &THIRD FLOOR)

B1	2	X	2.90	X	1.00	=		5.80
B2	2	X	2.75	X	1.00	=		5.50
B3	2	X	2.60	X	1.00	=		5.20
TOTAL (B)								16.50

EXCESS BALCONY AREA= 0.29 SQ.M

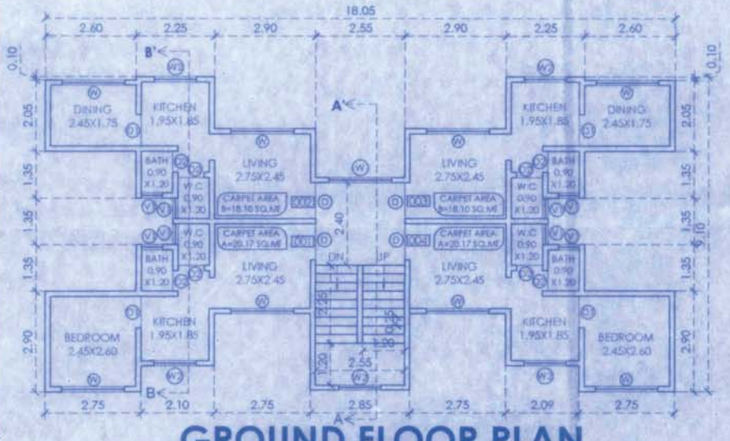

GROUND FLOOR PLAN
(TYPE-C) SCALE 1:100

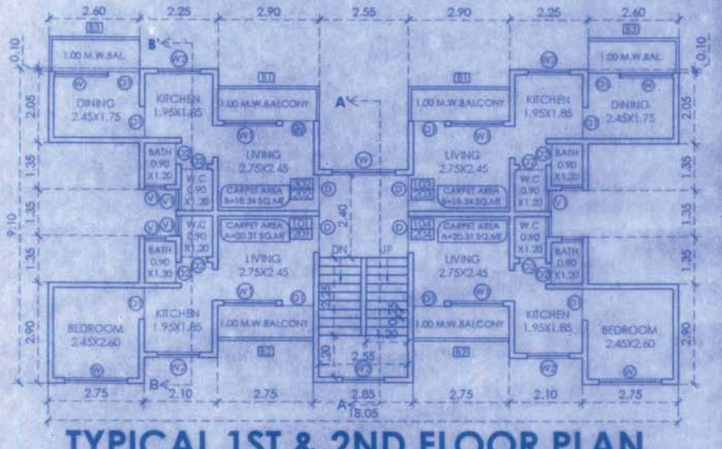

TYPICAL 1ST & 2ND FLOOR PLAN
(TYPE-C) SCALE 1:100

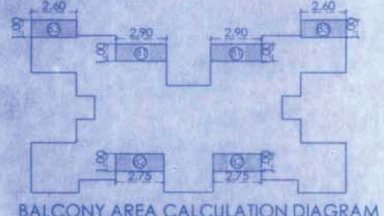

BALCONY AREA CALCULATION DIAGRAM
FOR FIRST TO SECOND FLOOR PLAN
SCALE: - 1:200 (TYPE-C)