LINE DIAGRAM & AREA CALCULATION
FOR GROUND FLOOR PLAN

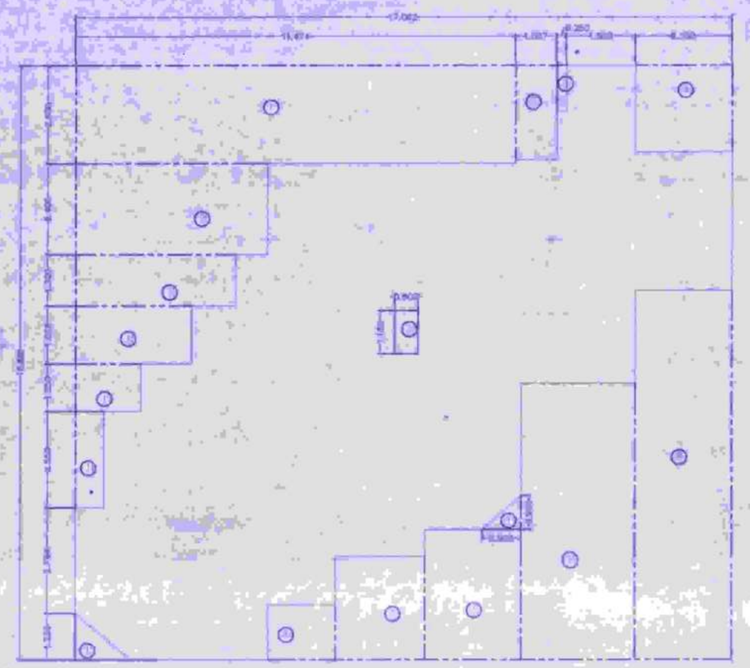

LINE DIAGRAM & AREA CALCULATION
FOR TYPICAL FLOOR PLAN

ELEVATION

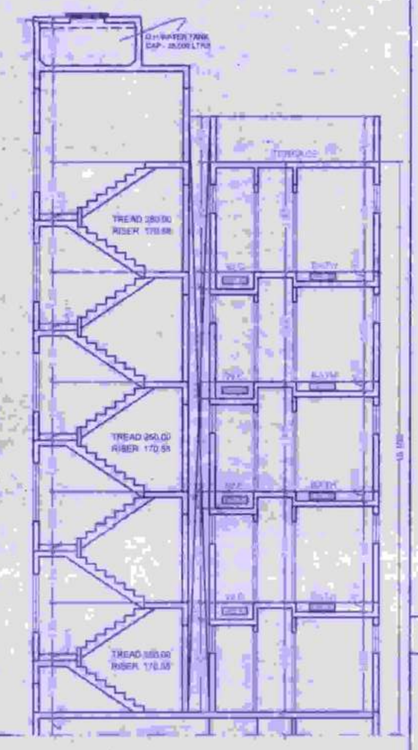

SECTION A - A

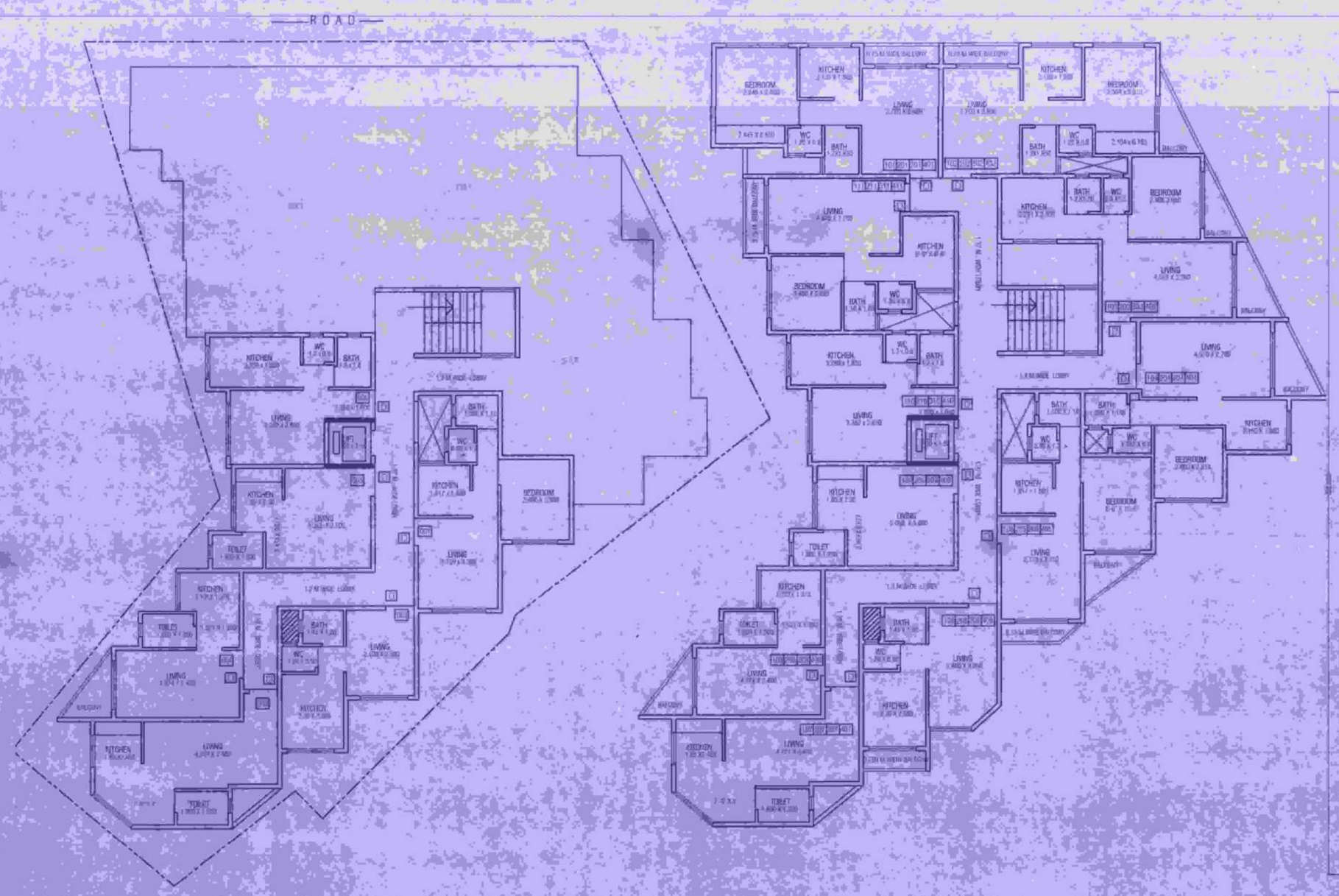


GROUND FLOOR PLAN

TYPICAL FLOOR PLAN (1st,2nd, 3rd & 4th)

LINE DIAGRAM & AREA CALCULATION
FOR TYPICAL FLOOR PLAN



SPACE FOR APPROVAL STAMP

सहायक नगर रचनाकार
नगर रचनाकार विभाग
म. मनपा, वि. पनवेल

सहायक
नगर रचनाकार विभाग
म. मनपा, वि. पनवेल

## AREA STATEMENT IN SQ.M

| | | |
|---|---|---|
| PLOT AREA | - | 450.000 |
| PERMISSIBLE F.S.I. | - | 1.0 |
| PERMISSIBLE B.U.A. | - | 450.000 |
| NET B.U.A. ON GROUND FLOOR | - | 105.451 |
| NET B.U.A. ON FIRST FLOOR | - | 105.451 |
| NET B.U.A. ON SECOND FLOOR | - | 102.732 |
| NET B.U.A. ON THIRD FLOOR | - | 102.732 |
| NET B.U.A. ON FOURTH FLOOR | - | 102.732 |
| TOTAL NET B.U.A. | - | 417.367 |

## SANITARY REQUIREMENT

| FLOOR | NO. OF W.C. REQD. | NO. OF W.C. PROVIDED | | |
|---|---|---|---|---|
| | | BATH | W.C. | TOILET |
| GROUND | 8 | 3 | 3 | 2 |
| FIRST | 11 | 8 | 8 | 3 |
| SECOND | 11 | 8 | 8 | 3 |
| THIRD | 11 | 8 | 8 | 3 |
| FOURTH | 11 | 8 | 8 | 3 |

## DOOR & WINDOWS SCHEDULE

| TYPE | SIZE | AREA | REMARKS |
|---|---|---|---|
| D | 1.000 X 2.100 | 2.100 | T.W. PANELLED DOOR |
| D1 | 0.800 X 2.100 | 1.680 | T.W. PANELLED DOOR |
| D2 | 0.750 X 2.100 | 1.575 | T.W. PANELLED DOOR |
| W | 1.800 X 2.000 | 3.600 | AL. GLAZED WINDOW |
| W1 | 1.800 X 1.400 | 2.520 | AL. GLAZED WINDOW |
| W2 | 1.200 X 2.000 | 2.400 | AL. GLAZED WINDOW |
| W3 | 1.200 X 1.400 | 1.680 | AL. GLAZED WINDOW |
| W4 | 1.000 X 1.400 | 1.400 | AL. GLAZED WINDOW |
| W5 | 0.850 X 1.450 | 1.233 | AL. GLAZED WINDOW |
| V | 0.600 X 0.750 | 0.450 | FRATS LOUVERS |

## WATER SUPPLY REQUIREMENT

| NO. OF FLATS/ SHOPS | PERSONS PER FLAT | TOTAL PERSONS | WATER SUPPLY IN LITRS | TOTAL REQ. FOR 135 LITRS PER PERS. | TOTAL REQ. FOR 50% OF CAP. |
|---|---|---|---|---|---|
| 10 FLATS | 5 PERSONS | 1250 | 200 LITRS | 50,000 LITRS | 25,000 LITRS |
| | | | RESERVED | 30,000 LITRS | 15,000 LITRS |
| | | | PRV WT | 50,000 LITRS | 25,000 LITRS |

POST FOUNDATION PLINTH WALL
PROPOSED BUILDING PLINTH
EXISTING GROWN PLINTH
DRAINAGE LINE DIRECTION

PROPOSED RESIDENTIAL BUILDING ON
GUTT NO 91/A/2, VICHUMBE, TALUKA PANVEL DIST. RAIGAD
FOR- SUJABAI ANANTA BHINGARKAR &
TARAMATI HARISHCHANDRA BHOIR

PIONEER ARCHITECT
D - 264, Vashi Plaza,
Sector - 17, Vashi

ARCHITECT

PIONEER
ARCHITECT
VASHI, NAVI MUMBAI

1