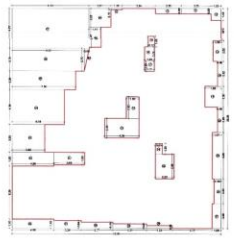

2ND TO 7TH FLOOR BUA AREA CALCULATION

SCALE - 1:200

P-LINE AREA STATEMENT 2ND TO 7TH FLOOR PLAN								
Discription		Length		Breath			No.	Area in sqm
(A) Block		24.900	X	25.560			1	636.69
(A)				Total				636.69
				Deductions				
	1	3.535	X	1.500	X	1.000	1	5.45
	2	4.960	X	1.650	X	1.000	1	8.18
	3	3.850	X	3.850	X	1.000	1	14.82
	4	5.330	X	4.180	X	1.000	1	22.29
	5	5.930	X	2.260	X	1.000	1	13.40
	6	6.530	X	3.750	X	1.000	1	24.49
	6A	0.750	X	0.600	X	0.500	1	0.23
	7	5.120	X	4.470	X	1.000	1	22.89
	8	1.410	X	2.470	X	1.000	1	3.48
	9	2.610	X	2.250	X	1.000	1	5.87
	10	1.350	X	0.150	X	1.000	1	0.20
	11	3.050	X	0.630	X	1.000	1	1.92
	12	3.530	X	0.630	X	1.000	1	2.22
	13	1.200	X	1.430	X	1.000	1	1.72
	14	1.000	X	2.520	X	1.000	1	2.52
	15	0.770	X	1.320	X	1.000	1	1.02
	16	1.200	X	1.730	X	1.000	1	2.08
	17	1.170	X	1.220	X	1.000	1	1.43
	18	0.460	X	3.020	X	1.000	1	1.39
	19	1.560	X	2.500	X	1.000	1	4.00
	20	0.460	X	3.050	X	1.000	1	1.40
	21	1.070	X	5.600	X	1.000	1	5.99
	22	1.500	X	2.620	X	1.000	1	3.93
	23	4.080	X	2.330	X	1.000	1	9.51
	24	0.810	X	1.300	X	1.000	1	1.05
	25	2.200	X	2.950	X	1.000	1	6.49
	26	0.860	X	3.000	X	1.000	1	2.58
	27	1.060	X	2.990	X	1.000	1	3.17
	28	3.030	X	0.340	X	1.000	1	1.03
	29	4.010	X	0.560	X	1.000	1	2.25
	30	3.770	X	0.750	X	1.000	1	2.83
	31	2.240	X	0.940	X	1.000	1	2.05
	32	4.960	X	1.100	X	1.000	1	5.46
(B)				Total				318.58
Net Area (A-B)		658.69		-		235.52		402.17

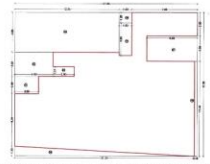

GROUND FLOOR BUA AREA CALCULATION

SCALE - 1:200

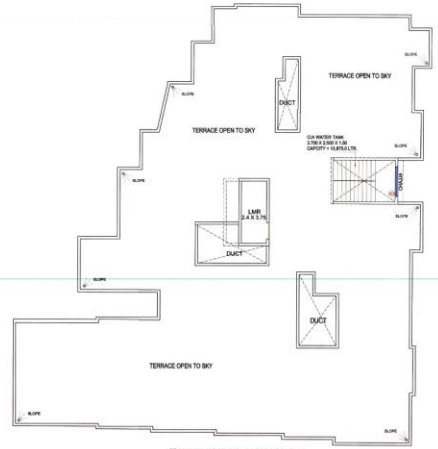

TERRACE FLOOR PLAN

SCALE : 1:100

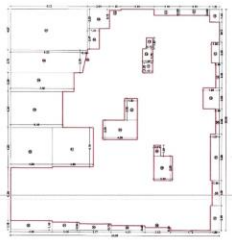

1ST FLOOR BUA AREA CALCULATION

SCALE - 1:200

P-LINE AREA STATEMENT 1ST FLOOR PLAN								
Discription		Length		Breath			No.	Area in sqm
(A) Block		24.900	X	25.560			1	636.69
(A)				Total				636.69
				Deductions				
	1	4.460	X	4.700	X	1.000	1	22.94
	2	4.960	X	4.860	X	1.000	1	24.06
	3	6.180	X	4.340	X	1.000	1	26.82
	4	7.500	X	2.260	X	1.000	1	16.95
	5	8.530	X	2.750	X	1.000	1	23.46
	6	2.750	X	0.600	X	0.500	1	0.83
	7	5.120	X	4.870	X	1.000	1	24.93
	8	1.410	X	2.470	X	1.000	1	3.48
	9	2.610	X	2.250	X	1.000	1	5.87
	10	1.350	X	0.150	X	1.000	1	0.20
	11	3.050	X	0.630	X	1.000	1	1.92
	12	3.530	X	0.630	X	1.000	1	2.22
	13	1.200	X	1.430	X	1.000	1	1.72
	14	1.000	X	2.520	X	1.000	1	2.52
	15	0.770	X	1.320	X	1.000	1	1.02
	16	1.200	X	1.730	X	1.000	1	2.08
	17	1.170	X	1.220	X	1.000	1	1.43
	18	0.460	X	3.020	X	1.000	1	1.39
	19	1.560	X	2.500	X	1.000	1	4.00
	20	0.460	X	3.050	X	1.000	1	1.40
	21	1.070	X	5.600	X	1.000	1	5.99
	22	1.500	X	2.620	X	1.000	1	3.93
	23	4.080	X	2.330	X	1.000	1	9.51
	24	0.810	X	1.300	X	1.000	1	1.05
	25	2.200	X	2.950	X	1.000	1	6.49
	26	0.860	X	3.000	X	1.000	1	2.58
	27	1.060	X	2.990	X	1.000	1	3.17
	28	3.030	X	0.340	X	1.000	1	1.03
	29	4.010	X	0.560	X	1.000	1	2.25
	30	3.770	X	0.750	X	1.000	1	2.83
	31	2.240	X	0.940	X	1.000	1	2.05
	32	4.960	X	1.100	X	1.000	1	5.46
(B)				Total				298.82
Net Area (A-B)		658.69		-		236.82		421.09

P-LINE AREA STATEMENT GROUND FLOOR PLAN								
Discription		Length		Breath			No.	Area in sqm
(A) Block		21.640	X	17.300			1	374.37
(A)				Total				374.37
				Deductions				
	1	2.800	X	2.090	X	1.000	1	5.85
	2	4.520	X	2.920	X	1.000	1	13.20
	3	2.500	X	1.170	X	1.000	1	2.93
	4	12.340	X	4.800	X	1.000	1	59.23
	5	1.500	X	3.900	X	1.000	1	5.85
	6	1.500	X	1.280	X	1.000	1	1.92
	7	8.000	X	3.060	X	1.000	1	18.36
	8	0.320	X	11.440	X	1.000	1	3.66
	9	21.330	X	1.150	X	0.500	1	12.26
(B)				Total				123.26
Net Area (A-B)		374.37		-		123.26		251.11

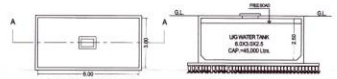

U.G.TANK PLAN

SCALE : 1:100

SECTION AT A-A

SCALE : 1:100

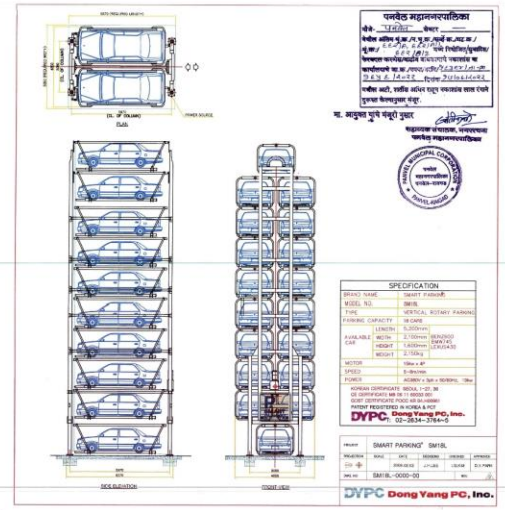

2ND, 4TH, 5TH, 6TH, 7TH FLOOR PLAN

SCALE : 1:100

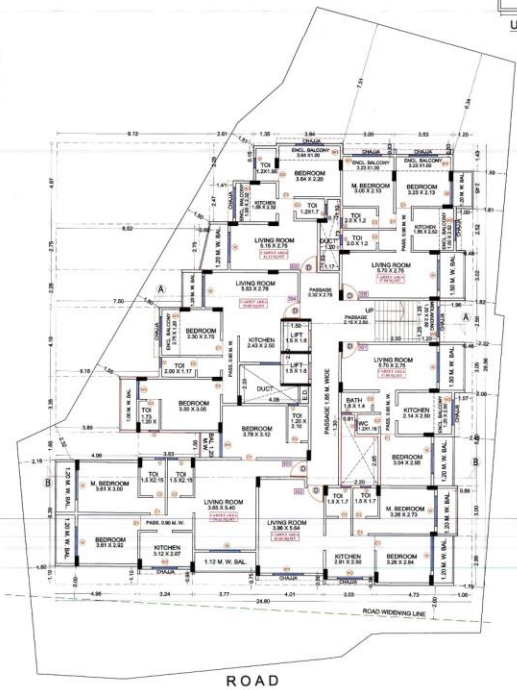

3RD FLOOR PLAN

SCALE : 1:100

TRANGULATION METHOD PLOT AREA CALCULATION						
Discription	Length		Breath			Area in sqm
			Deductions			
1	5.270	X	0.150	X	0.500	0.40
2	15.750	X	4.740	X	0.500	37.33
3	22.360	X	7.550	X	0.500	84.41
4	22.360	X	0.440	X	0.500	4.92
5	22.800	X	1.880	X	0.500	21.43
6	22.800	X	1.850	X	0.500	21.09
7	26.430	X	16.250	X	0.500	214.74
8	20.360	X	6.330	X	0.500	64.44
9	20.360	X	0.350	X	0.500	3.56
10	26.430	X	14.820	X	0.500	195.85
11	19.070	X	5.300	X	0.500	50.54
12	21.030	X	4.040	X	0.500	42.48
13	21.030	X	9.170	X	0.500	96.42
Total						837.60
TOTAL PLOT AREA						837.60

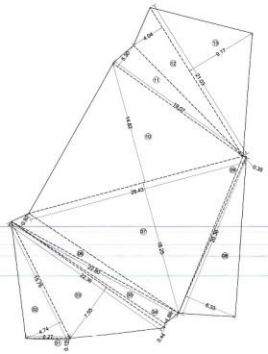

PLOT AREA CALCULATION BY TRANGULATION METHOD

SCALE - 1:200

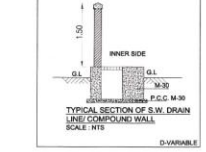

TYPICAL SECTION OF S.W. DRAIN LINE/ COMPOUND WALL

SCALE : NTS

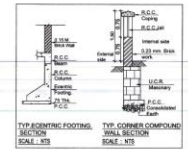

TYP. ECENTRIC FOOTING SECTION

SCALE : NTS

TYP. CORNER COMPOUND WALL SECTION

SCALE : NTS

DESCRIPTION OF PROPOSAL & PROPERTY

PROPOSED CONSTRUCTION OF RESIDENTIAL & COMMERCIAL BUILDING ON CTS NO. 662 / A, 662 / 1 / B & 662 / B / 2. AT- PANVEL, TAL-PANVEL, DIST - RAIGAD.

FOR :-
SHREE GURU ASHISH HO. CO. SOCIETY
(P.O.A.H. WE GROW CONSTRUCTIONS
THROUGH PARTNER SURAJ SURESH BAHADKAR)

NAME ADDRESS & SIGN OF OWNER

SHREE GURU ASHISH HO. CO. SOCIETY
(P.O.A.H. THROUGH WE GROW CONSTRUCTIONS)

SURAJ SURESH BAHADKAR
(PARTNER)

JOB NO	DRG NO	SCALE	DRN BY	CHK. BY	REV.
		1 : 100 1 : 200	UMESH	S.V.N	

NORTH

ARCHITECT'S SIGNATURE

NAME AND ADDRESS OF FIRM

NAGARKAR & ASSOCIATES
ARCHITECTS & ENGINEERS
C-112, 1ST FLOOR, "MUNOT RESIDENCY"
NEAR H.O.C. COLONY, THANA NAKA ROAD,
PANVEL - 410 206. DIST - RAIGAD PH. 022 - 2746 2282