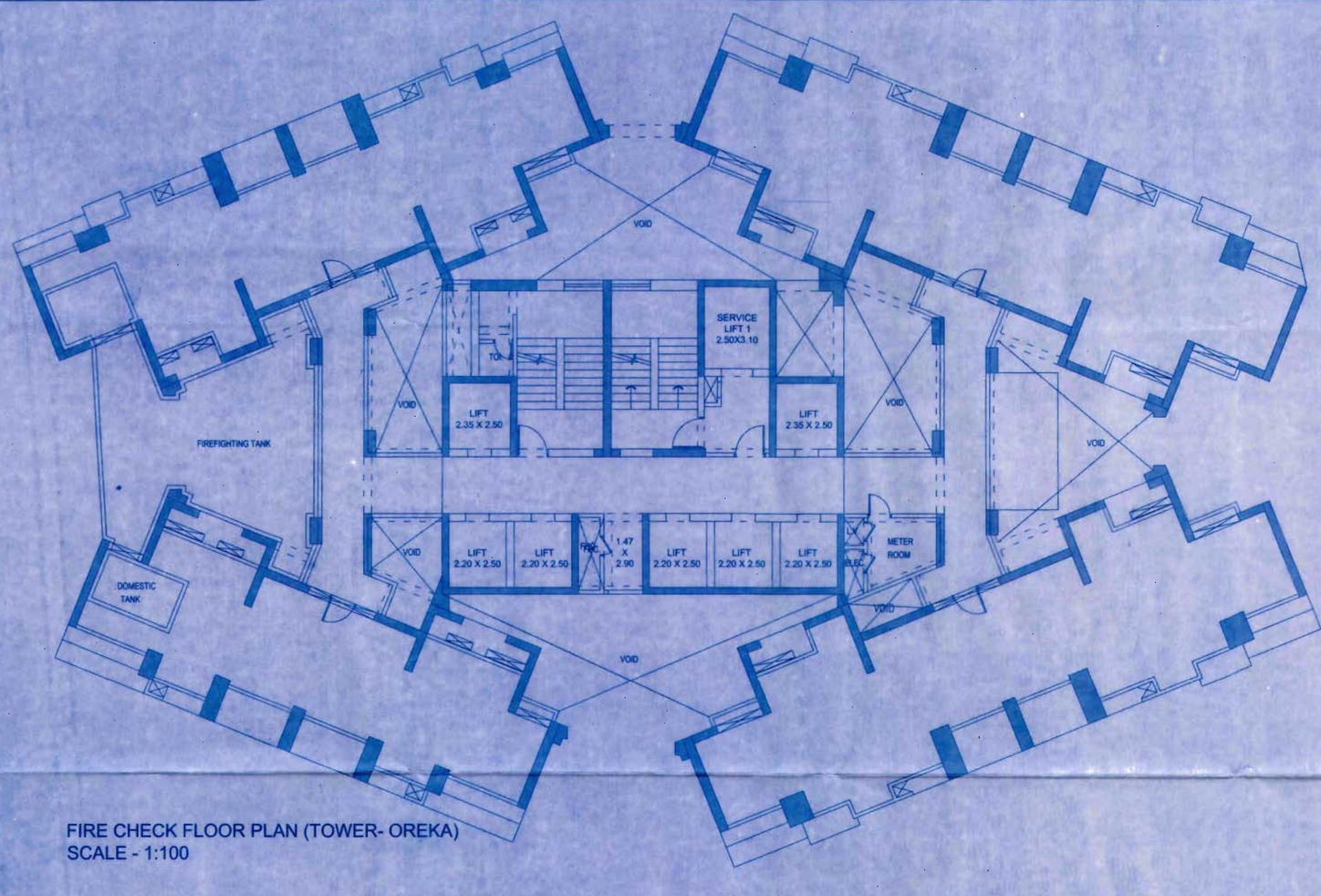

FIRE CHECK FLOOR PLAN (TOWER- OREKA)
SCALE - 1:100

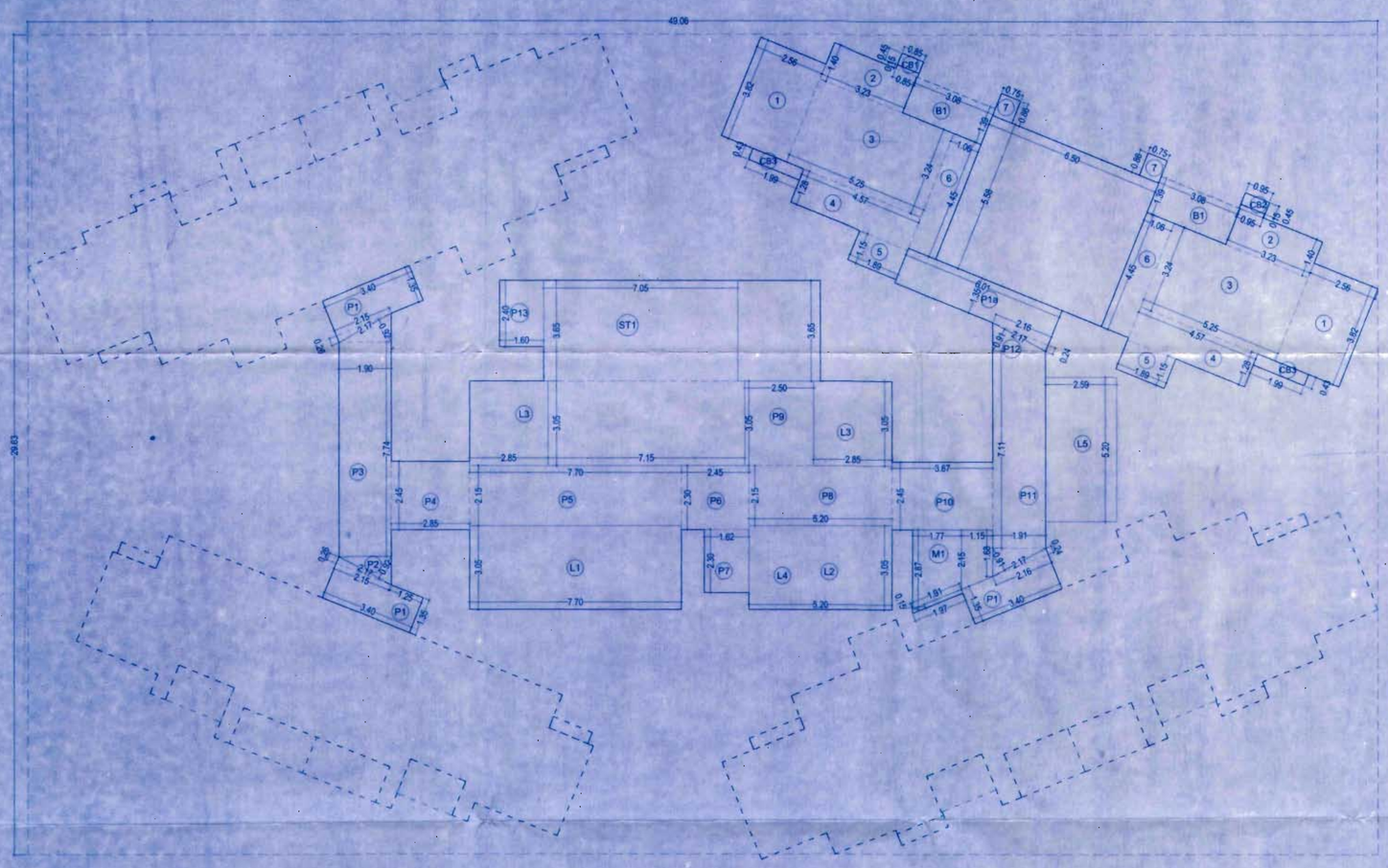

LINE AREA DIAGRAM FOR ODD 1ST PODIUM FLOOR (TOWER -OREKA) SCALE = 1 : 100

FREE OF F.S.I AREA										
STAIRCASE, LIFT, & PASSAGE AREA (Y2)										
ST1	7.05	X	3.65	X	1.00	X	1	=	25.73	SQ.MT
"	7.15	X	3.05	X	1.00	X	1	=	21.81	SQ.MT
L1	7.70	X	3.05	X	1.00	X	1	=	23.49	SQ.MT
L2	5.20	X	3.05	X	1.00	X	1	=	15.86	SQ.MT
L3	2.85	X	3.05	X	1.00	X	2	=	17.45	SQ.MT
L4	3.00	X	3.65	X	1.00	X	1	=	10.95	SQ.MT
L5	2.59	X	5.20	X	1.00	X	1	=	13.47	SQ.MT
P1	3.40	X	1.35	X	1.00	X	3	=	13.77	SQ.MT
P1a	6.01	X	1.35	X	1.00	X	1	=	8.11	SQ.MT
P2	2.17	X	0.92	X	0.50	X	2	=	2.00	SQ.MT
"	2.15	X	0.26	X	0.50	X	2	=	0.56	SQ.MT
P3	1.90	X	7.74	X	1.00	X	1	=	14.71	SQ.MT
P4	2.85	X	2.45	X	1.00	X	1	=	6.98	SQ.MT
P5	7.70	X	2.15	X	1.00	X	1	=	16.56	SQ.MT
P6	2.45	X	2.30	X	1.00	X	1	=	5.64	SQ.MT
P7	1.62	X	2.30	X	1.00	X	1	=	3.73	SQ.MT
P8	5.20	X	2.15	X	1.00	X	1	=	11.18	SQ.MT
P9	2.50	X	3.05	X	1.00	X	1	=	7.63	SQ.MT
P10	3.67	X	2.45	X	1.00	X	1	=	8.99	SQ.MT
P11	1.91	X	7.11	X	1.00	X	1	=	13.58	SQ.MT
P12	2.17	X	0.91	X	0.50	X	2	=	1.97	SQ.MT
"	2.16	X	0.24	X	0.50	X	2	=	0.52	SQ.MT
P13	1.60	X	2.40	X	1.00	X	1	=	3.84	SQ.MT
TOTAL								=	**248.51**	SQ.MT
C.B DEDUCTION (Y3)										
CB1	0.85	X	0.45	X	1.00	X	1	=	0.38	SQ.MT
CB2	0.95	X	0.45	X	1.00	X	1	=	0.43	SQ.MT
CB3	1.99	X	0.43	X	1.00	X	2	=	1.72	SQ.MT
TOTAL C.B. AREA (Y3)								=	**2.53**	SQ.MT
METER ROOM DEDUCTION (Y4)										
M1	1.77	X	(2.87 + 2.15)	X	0.50	X	1	=	4.44	SQ.MT
"	1.15	X	(2.15 + 1.68)	X	0.50	X	1	=	2.20	SQ.MT
"	0.15	X	(1.97 + 1.91)	X	0.50	X	1	=	0.29	SQ.MT
METER ROOM AREA (Y4)								=	**6.94**	SQ.MT
TOTAL FREE OF F.S.I Y6 = (Y2 + Y3 + Y4)								=	**257.98**	SQ.MT

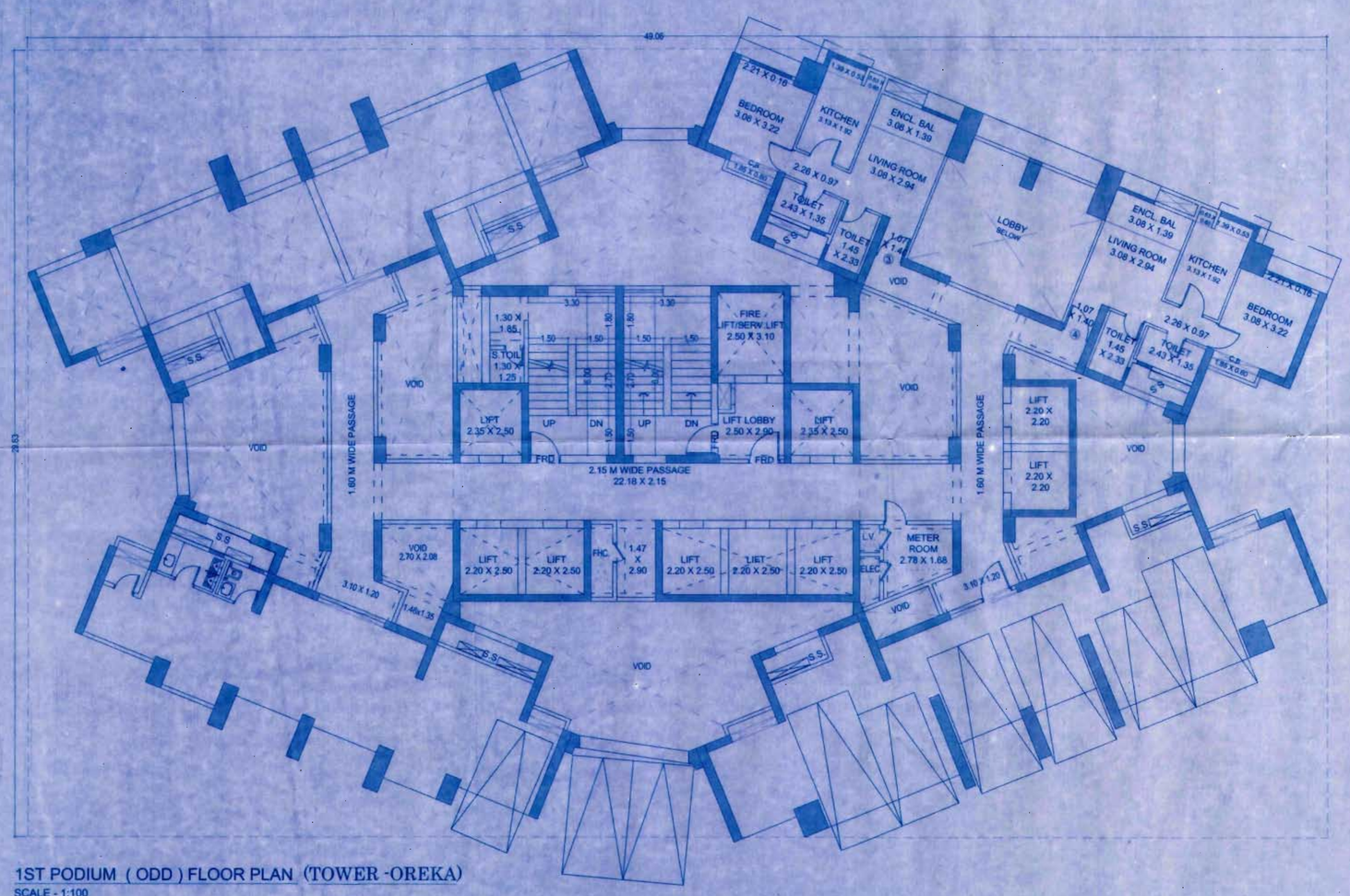

1ST PODIUM (ODD) FLOOR PLAN (TOWER -OREKA)
SCALE - 1:100

CARPET AREA FOR EVEN FLOOR						
2BHK_ FLAT NO.						
LIVING	3.08	x	2.94	=	9.06	SQ.MT.
"	1.07	x	1.40	=	1.50	SQ.MT.
PASSAGE	2.26	x	0.97	=	2.19	SQ.MT.
KITCHEN	3.13	x	1.92	=	6.01	SQ.MT.
TOILET	1.45	x	2.33	=	3.38	SQ.MT.
BED RM-1	3.08	x	3.13	=	9.64	SQ.MT.
MASTER BED RM	3.08	x	3.22	=	9.92	SQ.MT.
"	2.21	x	0.16	=	0.35	SQ.MT.
M TOILET	2.43	x	1.35	=	3.28	SQ.MT.
TOTAL AREA				=	**45.33**	SQ.MT.

PROFORMA -B

63/75

CONTENTS OF SHEET

1ST FLOOR PLAN & LINE AREA DIAGRAM, CARPET AREA STATEMENT, FIRE CHECK PLAN (TOWER -OREKA)

STAMP AND DATE OF APPROVAL OF PLAN

वा कार्यालयाचे ज्ञापन प्रमाणपत्र क्रमांक
पमपा/नरचि/ ३९६०६ दि. २०/०८/२०३९
मधील सर्व शर्तीस अधिन राहून लाल रंगाने
दुरुस्त केल्यानुसार रहिवासी व वाणिज्य
वापरासाठी नकाशे / सुधारीत नकाशे मंजुर

मा. आयुक्त यांचे मंजूरी नुसार

सहाय्यक संचालक नगररचना
पनवेल महानगरपालिका

PANVEL MUNICIPAL CORPORATION
पनवेल महानगरपालिका
पनवेल-रायगड
PANVEL-RAIGAD

STAMP AND DATE OF RECEIPT OF PLAN

DESCRIPTION OF PROPOSAL & PROPERTY

PROPOSED RENTAL HOUSING SCHEME ON PLOT BEARING S.NO.64/2, 66/2, 99/2, 67/1,67/2/1, 67/2/2, 67/4, 68/1A, 68/1B, 68/2, 68/4, 69/0, 70/1, 70/2, 71/2, 71/3, 71/4, 90/0, 89/1, 89/2, 91/3, 86/1, 86/2, 88/0, 72/1A, 72/1B, 72/3, 76/2/1, 76/2/2, 77/1, 76/1,76/2,79/3 AT VILLAGE ROHINJAN, TALUKA - PANVEL, DIST. RAIGAD.

NORTH	JOB. NO.	DRG. NO.	DRAWN BY
		63/75	
	SCALE	DATE	CHECKED BY
	1: 100		
REVISIONS	DESCRIPTION :		
R-0			

NAME OF THE OWNER — SIGNATURE

M/S ADHIRAJ CONSTRUCTION PVT.LTD

Mr.Shamsh Tabrez Manihar
Authorized Signatory

ADHIRAJ CONSTRUCTIONS PVT. LTD. KHARGHAR

COl. AMITABH KUMAR (PROJECT DIRECTOR)

NAME OF ARCHITECT	DEVYANI KHADILKAR
LIC. NO	CA/90/13184
ADDRESS	SPACEAGE CONSULTANTS — B-106, Natraj Building, Mulund Goregaon Link Road Mulund (w), Mumbai : 400080