NOTES :
IF IS CERTIFIED THAT PLOT LASER REFERENCE IS SURVEYED BY ME AND THE DIMENSIONS OF ALL SIDES OF PLOT AND PLOT AREA AS SHOWN IN PLAN ARE MEASURED BY ENGINEER ON RECORD AND IN ACCORDANCE WITH OWNER/BUILDER REQUIRE REQUIRE.
ENGINEER IS FULLY RESPONSIBLE FOR LEAVING OPEN SPACE AND MARGIN.
THE EXIFFY AND POSITION OF EXISTING MUNICIPAL MANHOLE IS SURVEYED BY ME ON SITE AND PREMISES CAN SITE DRAINAGE CONNECTION.
IT IS CERTIFY THAT ACCORDING TO CGDCR 2017, ALL REQUIREMENTS OF THE BUILDING ARE CHECKED AND NECESSARY ACTIONS ARE TAKEN.
IT IS CERTIFY THAT ACCORDING TO THE CLAUSE NO. 4.4.9 OF THE CGDCR 2017, THE STRUCTURE OF THE BUILDING IS DESIGN AS PER THE NORMS OF THE INDIAN STANDARDS.
DESIGN OF SEWERAGE AND NALIAS IS PROVIDED AS PER THE PROVISION OF THE CLAUSE NO. 13.1.11 AND 13.1.13 AND 13.1.21 OF GDCR 2017.
FIDRESTTRIANS MAIN' S PROVIDED AS PER THE PROVISION OF THE CLAUSE NO. 13.1.14 OF GDCR 2017.
LIFT PROVIDED AS PER THE PROVISION OF THE CLAUSE NO. 13.1.3 OF G.D.C.R. - 2017
WATER TANK IS PROVIDED AS PER THE PROVISION OF THE CLAUSE NO. 13.6 OF GDCR 2017.
LETTER BOX FOR EACH UNIT SHALL BE PROVIDED AN GROUND FLOOR LIFTS PER EACH UNIT
WATER TANK FOR FIRE SAFETY REQUIREMENT PROVIDED AS PER THE PROVISION AND FIRE SAFETY ACT 2016
ELECTRICAL INFRASTRUCTURE SHALL BE PROVIDED AS PER CLAUSE NO. 13.11 OF GDCR 2017.
DRAINAGE WATER FACILITY FOR DISABLED PERSONS IS PROVIDED AS PER THE CLAUSE NO. 13.6.2 OF GDCR 2017.
DRAINAGE FACILITY IS PROVIDED AS PER THE CLAUSE NO. 13.1.10 OF GDCR 2017.
SUBNAGES OF THE PLANING PLACE IS TO BE PROVIDED AS PER THE PROVISION OF THE CLAUSE NO. 13.7 OF G.D.C.R. 2017
ENTRANCE OF THE BUILDING IS PROVIDED SO AS PER THE CLAUSE NO. 13.1.6 OF GDCR 2017.
THE PAVING OF BUILDING UNOTPRAL PLOT AS PER THE PROVISION OF THE CLAUSE NO. 13.1.3 OF G.D.C.R. 2017
THE STRUCTURE OF THE BUILDING IS DESIGNED AS PER THE NORMS SPECIFIED IN THE INDIAN STANDARD AND NECESSARY ACTION SHALL BE TAKEN FOR THE STRUCTRAL SAFETY DURING THE CONSTRUCTION.
RAIN WATER STORAGE TANK AND RAIN WATER HARVESTING SYSTEM IS PROVIDED AS PER THE CLAUSE NO 7.2 OF GDCR 2017.
SOMMARY BIN PROVIDED AS PER THE PROVISION OF THE CLAUSE NO 7.2.4.8, 7.2.5 OF GDCR2017.
GREY WATER RECYCLING SYSTEM & SOAL PLUMBING SYSTEM IS PROVIDED AS PER THE CLAUSE NO. 13.3 OF G.D.C.R. 2017
TREE PLANTATION IS PROVIDED AS PER THE CLAUSE NO 13.4 OF GDCR2017.
SOLAR ASSISTED WATER HEATING SYSTEM IS PROVIDED AS PER THE CLAUSE NO 7.3.5 OF GDCR 2017.
POLLUTION CONTROL SYSTEM IS PROVIDED AS PER THE CHAPTER NO. 18 OF GDCR2017.
FIRE SAFETY SYSTEM IS PROVIDED AS PER CHAPTER 14 OF G.D.C.R. - 2017
FIRE SAFETY PROVISION SHALL BE MADE AS PER FIRE PREVENTION AND LIFE SAFETY MEASURES REGULATION-2016 AND
FIRE PREVENTION AND LIFE SAFETY MEASURES REGULATION-2016
MAINTENANCE AND EXPLANATION OF BUILDING IS AS PER CHAPTER NO. 19 OF GDCR 2017.
MARGINAL SPACE IS SEGMENT SLAB SHALL HAVE LOAD BEARING CAPACITY OF 48 TONNES PER SQUARE METER (SHALL BE PROVIDED AS PER CHAPTER NO 14 OF G.D.C.R. 2017 AND FIRE PREVENTION AND FIRE SAFETY ACT 2016
ROOF TOP SOLAR ENERGY INSTALLATION & GENERATION SHALL BE PROVIDED AS PER CLAUSE NO 17.5.1 OF G.D.C.R. 2017
THE GLAZED SURFACE AREA OF THE EXTERNAL FACADE SHALL BE NON REFLECTIVE AND PROVIDED UP TO MAX 50 % OF THE TOTAL SURFACE AREA OF SUCH FACADE WITH THE PROVISION OF SAFETY RAILING UP TO 1.5L LEVEL AS PER CLAUSE NO. 13.1.15 OF G.D.C.R.-2017



TREE PLANTATION CALCULATION

PLOT AREA ON	= 1254.00 SQ. MTR.
1254.00 x 5/ 200	= 31.35 TREE REQ.
TOTAL REQUIRED TREE	= 32 TREE REQUIRED
TOTAL PROVIDED TREE	= 32 TREE PROVIDED

CONTAINER BIN AREA CAL.(RESI.)
1 UNIT 10 LIT. REQ. 1 CONTAINER
TOTAL UNIT 30 x 10 LIT. = 300 LIT.
300 / 80 = 3.75 NOS
REQ. 4 NOS BIN OF 80 LIT CAPACITY
TOTAL 4 NOS BIN PROVI.

RESD. PERCOLATING WELL
PLOT AREA :- 500 TO 1500 SQ. MTS.
1 PERCOLATING WELL
PLOT AREA = 1254.00 SQ. MTS.
1254.00 / 1500.00 = 0.84 SQ. MTS.
PROV. 1 PERCO. WELL.

Conditions for Environmental Management Provisions as CGDCR-2017 Chapter-17

NOTE:-LOCATION OF ABOVE PROVISIONS MAY VERY AS PER SITE SITUATION.

1. **Roof Top Solar Energy Installations and Generation:** Space for Roof Top Solar Energy Installations and Generation system to be provided as per CCRing.3.7.5.1, table no.3.7.3 of CGDCR-2017 or as per suggested by concern government authority/agency.
2. **Rain Water Harvesting System:** Applicant shall have to make provision for Rain water harvesting system must be maintain regularly every year and rain water shall not be discharge to AMC storm water line.
3. **Rain Water Storage tank:** Applicant shall provide Rain Water Storage tank of adequate capacity as per CCNo.3.7.2.3 of GDCR-2017.
4. **Tree Plantation:** Applicant shall provide tree plantations conforming to Cl.No.3.7.4 of CGDCR-2017 and shall take proper care regularly & maintain the same number of trees permanently.
5. **Solid Waste Management:** Applicant shall provide facilities for solid waste management with segregation of dry and wet waste at source regularly as per Cl.No.3.7.3.3 of CGDCR-2017 and disposal of solid waste shall be carried out as per the norms decided by the Competent Authority from time to time.

LIFT CALCULATION FOR RES. :-

BLOCK	TOTAL UNIT (RKD TO ABOVE)	REQ. 4 PERSON CAPACITY 1 LIFT PER 30 UNIT	PROVIDE LIFT
01	18	1 NOS. OF LIFT	2 NOS. OF LIFT (5 PERSON CAP.)

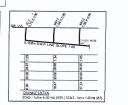

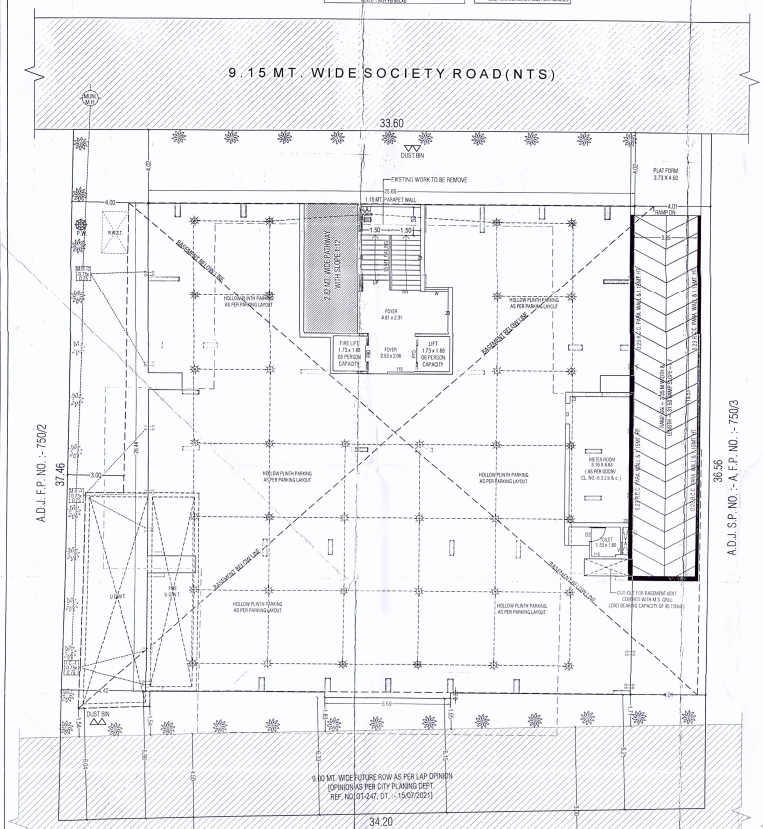

LAYOUT PLAN
SCALE :- 1CM = 2.00 MTS.

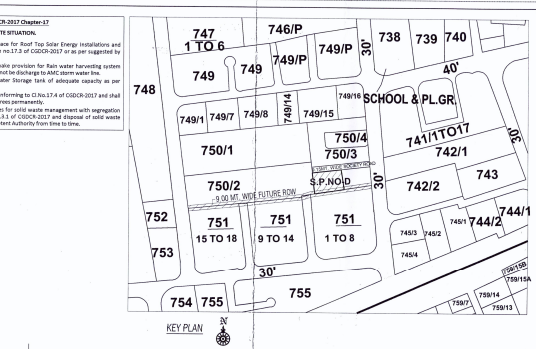

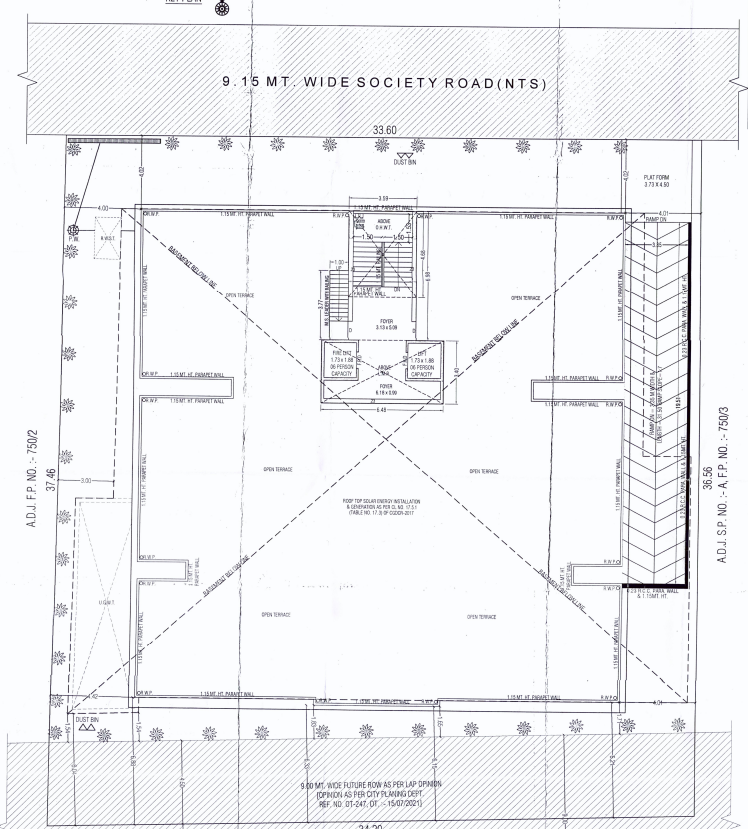

ENVIRONMENTAL MANAGEMENT LAYOUT PLAN
SCALE :- 1CM = 2.00 MTS.

FIRE HYDRANT SYSTEM FOR MAIN BUILDING REQUIRED HYDRANT PULSE
SLUICE VALVE
TWOWAY DIAMETER CONNECTION RISE ON DRAW
FIRE SAFETY VALVE
REDUCER
FIRE HOUSE BOX
HOSE REEL HOSE
D.C.P. SOCE 2
HYDRANT VALVE

FIRE DEPARTMENT PERMISSION TO GRANTED WITH CONDITION THAT CONSTRUCTION OF BUILDING SHALL ONLY BE PLAN BEING AND ARTICULATE PROCEDURE THAT ARE ESSENTIAL FOR ENGENDERING DETAILS APPROVAL IS CARRY ACCORDING TO MUNICIPAL COMMISSIONER/DEPUTY MUNICIPAL COMMISSIONER/ASSISTANT MUNICIPAL COMMISSIONER/ CHIEF OFFICER PERMISSION IS GRANTED VIDE NO. S.O.D. / AP NO. 1/ 1/ 1/