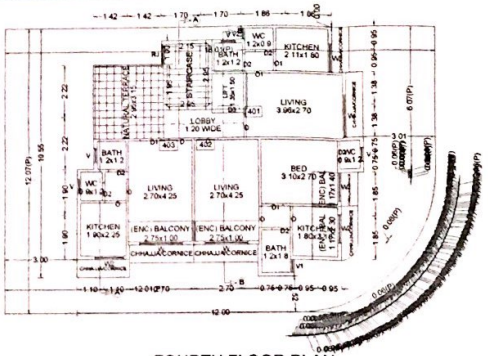

FOURTH FLOOR PLAN

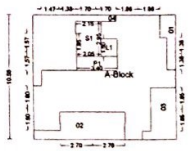

FOURTH FLOOR PLAN

POLYGON	SIZE	AREA
A-Block	10.55 X 12.00	126.60
01	- - -	4.58
02	- - -	14.44
03	- - -	10.05
04	- - -	19.78
L1	1.35 X 1.50	2.03
P1	1.20 X 3.40	4.08
S1	2.05 X 2.95	6.15
Total	- - -	86.49

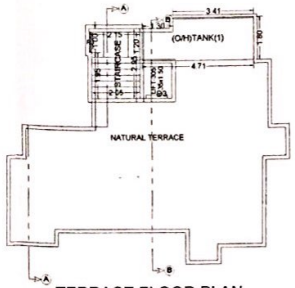

TERRACE FLOOR PLAN

BALCONY CALCULATIONS: CC (1)

FLOOR	SIZE	AREA	PERM AREA	TOT. AREA
FOURTH FLOOR	1.00 X 2.75 X 2	5.50	9.82	9.83
	1.17 X 1.40 X 1	1.64		
	1.17 X 2.30 X 1	2.69		
THIRD FLOOR	1.00 X 2.80 X 1	2.80	11.04	11.04
	1.50 X 2.75 X 2	8.24		
SECOND FLOOR	1.00 X 2.80 X 1	2.80	11.04	11.04
	1.50 X 2.75 X 2	8.24		
FIRST FLOOR	1.00 X 2.80 X 1	2.80	11.04	11.04
	1.50 X 2.75 X 2	8.24		
GROUND FLOOR	1.45 X 2.90 X 1	4.22	4.22	4.22
Total	-	-	47.16	47.16

SCHEDULE OF OPENING: CC (1)

NAME	LENGTH	HEIGHT	NOS
D2	0.75	2.10	26
D1	0.80	2.10	08
D	0.90	2.10	09
O	0.90	2.10	18
D3	0.90	2.10	05
D	1.00	2.10	13

SCHEDULE OF OPENING: CC (1)

NAME	LENGTH	HEIGHT	NOS
V2	0.45	1.20	04
V1	0.55	1.20	05
V	0.60	1.20	17
RJ	0.65	1.20	06
W2	1.20	2.10	18
W	1.80	2.10	16

FLOOR WISE CARPET AREA: CC (1)

FLOOR	CARPET NAME	CARPET AREA	BAL. AREA	CARPET+BAL. AREA	TOTAL AREA
FOURTH FLOOR PLAN	401	18.38	0.00	18.38	66.75
	402	21.39	7.07	28.46	
	403	17.15	2.75	19.90	
GROUND FLOOR PLAN	02	24.24	4.22	28.46	28.47
SECOND FLOOR PLAN	201	15.58	2.80	18.38	74.85
	202	24.35	4.12	28.47	
	203	23.88	4.12	28.00	
TYPICAL - 1, 3 FLOOR PLAN	101301	15.58	2.80	18.38	74.85
	102302	24.35	4.12	28.47	
	103303	23.88	4.12	28.00	

FLOOR WISE FSI STATEMENT: CC (1)

FLOORS	FSI AREA				BALCONY	PASSAGE	STAIR	LIFT	TENEMENTS	TOTAL FSI AREA
	COMM.	RESI.	IND	SPEC						
TERRACE FLOOR	0.00	0.00	0.00	0.00	0.00	0.00	0.00	0.00	0	0.00
FOURTH FLOOR	0.00	66.49	0.00	0.00	9.82	4.08	6.15	2.03	3	66.49
THIRD FLOOR	0.00	73.57	0.00	0.00	11.04	4.08	6.15	2.03	3	73.57
SECOND FLOOR	0.00	73.57	0.00	0.00	11.04	4.08	6.15	2.03	3	73.57
FIRST FLOOR	0.00	73.57	0.00	0.00	11.04	4.08	6.15	2.03	3	73.57
GROUND FLOOR	0.00	28.16	0.00	0.00	4.22	8.40	6.34	2.03	1	28.16
Total	0.00	314.37	0.00	0.00	47.16	24.72	30.04	10.15	13	314.37 + 0.00

SEAL OF APPROVAL

APPROVED SUBJECT TO THE CONDITION MENTIONED IN the office letter

No	CIDCO/BP-15741/TPO/NM /2018
Dated	21-06-2018

APPROVED SUBJECT TO THE CONDITION MENTIONED IN This Office Letter

No. CIDCO/BP-15741/TPO/NM & K/2018/273

Dtd. 05-Jul-2018

Document certified by PATIL MITHILESH JANARDHAN

Name PATIL MITHILESH JANARDHAN

Designation Associate Planner

Organization CIDCO LIMITED

Date 18-Jul-2018 18:39:07

Sr Planner//Asso.Planner(BP)
CIDCO of Maharashtra Ltd.
Raighad Bhavan, 4th Floor.
Plot No.4, Sector-11
CBD-Belapur, Navi Mumbai.

BUILDING: CC (1)

C.B., F.B., LOBBY STATEMENT: CC (1)

FLOOR	NO. OF C.B.	NO. OF F.B.	LOBBY AREA
FOURTH FLOOR	0	0	4.08
THIRD FLOOR	0	0	4.08
SECOND FLOOR	0	0	4.08
FIRST FLOOR	0	0	4.08
GROUND FLOOR	0	0	8.40
Total	0	0	24.72

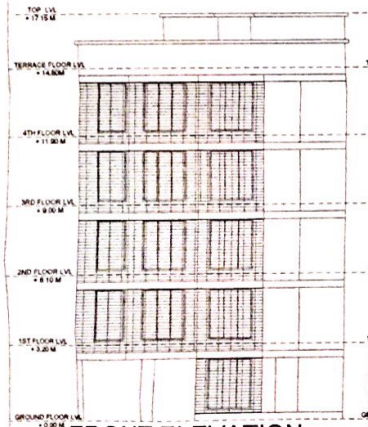

FRONT ELEVATION

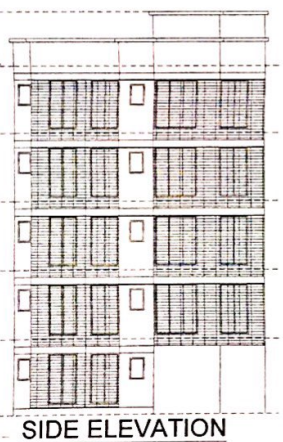

SIDE ELEVATION

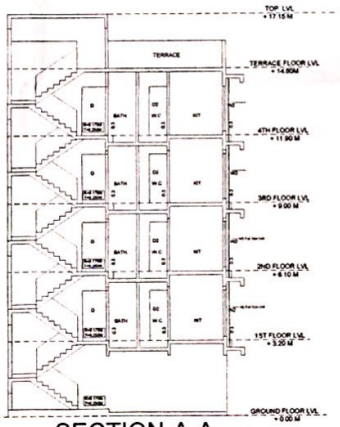

SECTION-A-A

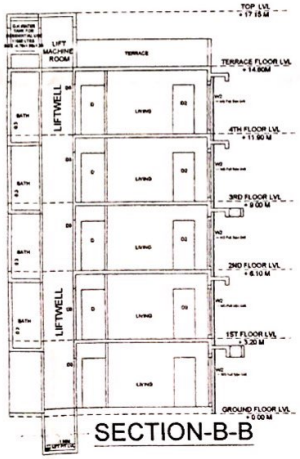

SECTION-B-B

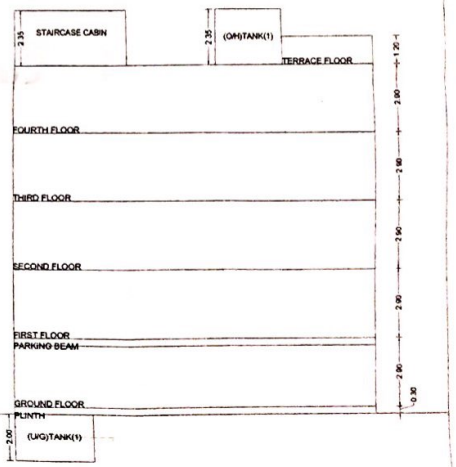

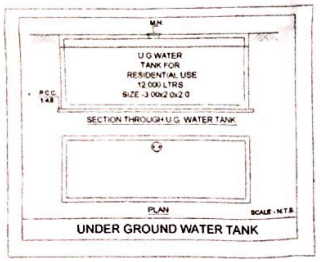

UNDER GROUND WATER TANK

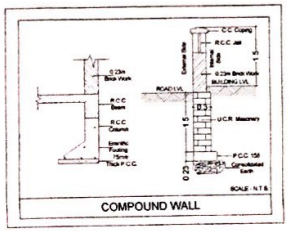

COMPOUND WALL

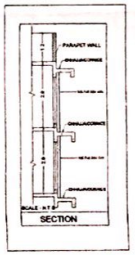

SECTION

ELEVATION OF SLIDING GATE

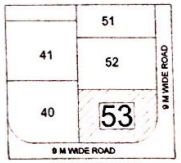

LOCATION PLAN

OWNER'S NAME
SHRI DARSHAN DHANAJI MHATRE

PROJECT INFORMATION
PLOT NO 53 SECTOR NO R4
NODE Pushpak(New)

PROJECT TYPE

CONSULTANT NAME
ATUL PATEL ARCHITECTS
Regd. No

ATUL PATEL ARCHITECTS

JOB NO	DRG NO.	SCALE	DRAWN BY	CHECKED BY
		1:100		
AWARD NO	CIDCO/BP-15741/TPO/NM /2018	DATE	21-06-2018	
KEY NO		SHEET NO	2 / 2	

This is a system generated drawing as per the soft copy submitted by the Architect/ License Engineer

Scanned with CamScanner