PRODUCED BY AN AUTODESK EDUCATIONAL PRODUCT

FRONT ELEVATION

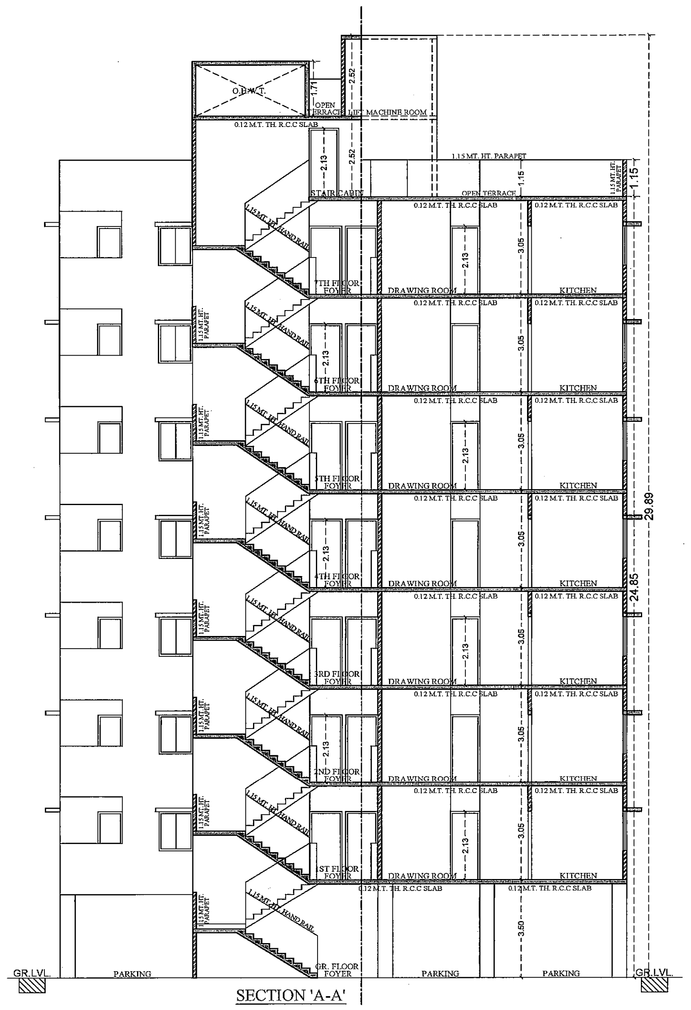

SECTION 'A-A'

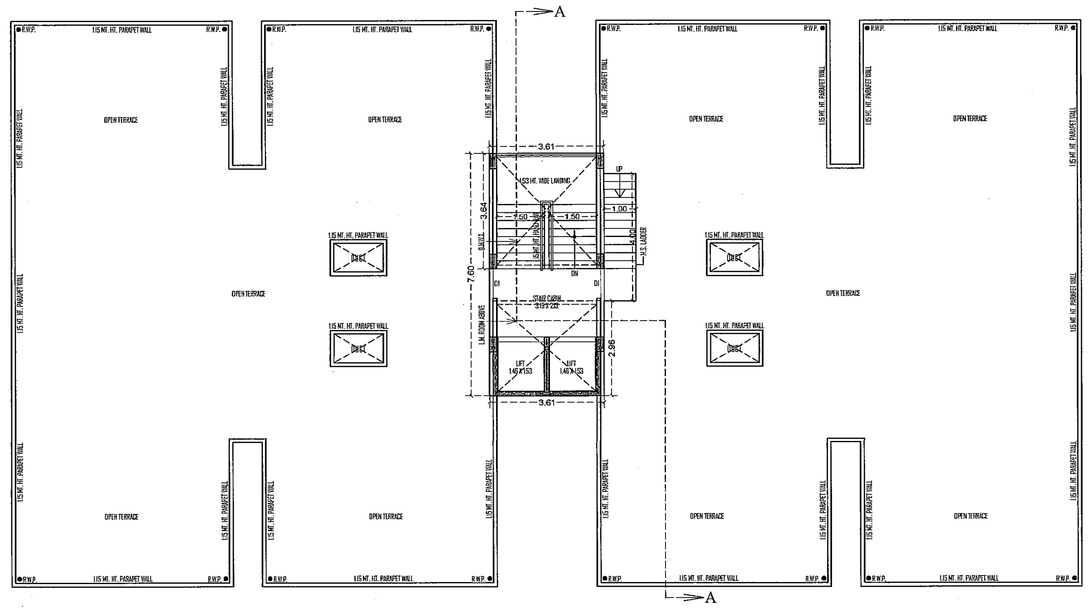

OPEN TERRACE PLAN (STAIR CABIN, LIFT MACH.ROOM&O.H.W.T.)

NOTE :- ALL OUTER & INTERNAL WALL ARE OF 0.12 MT. TH. B/K WALL

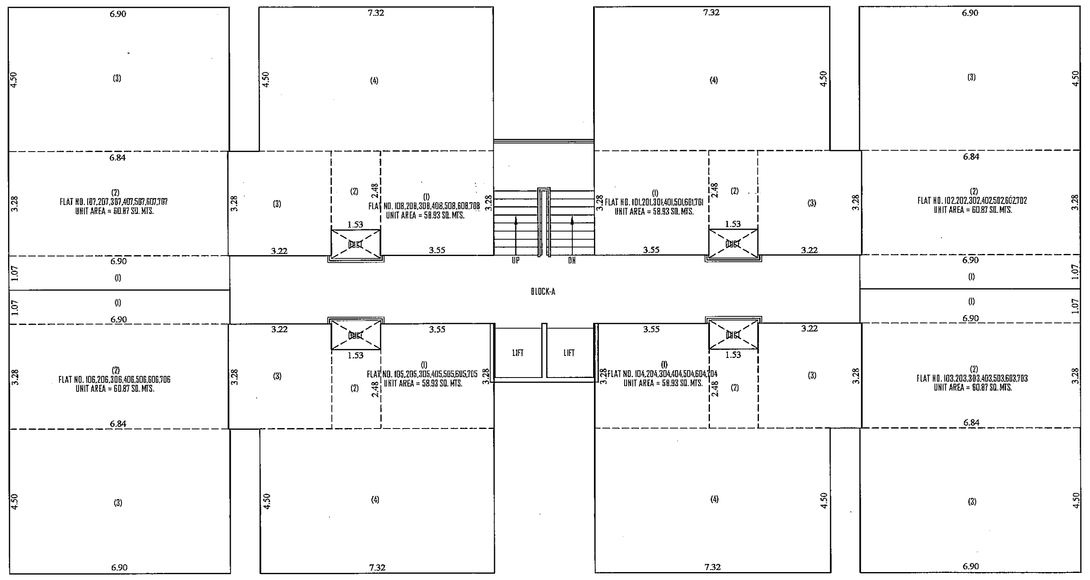

BUILT-UP AREA CALCULATION 1ST FLOOR TO 7TH FLOOR PLAN (BLOCK - A)

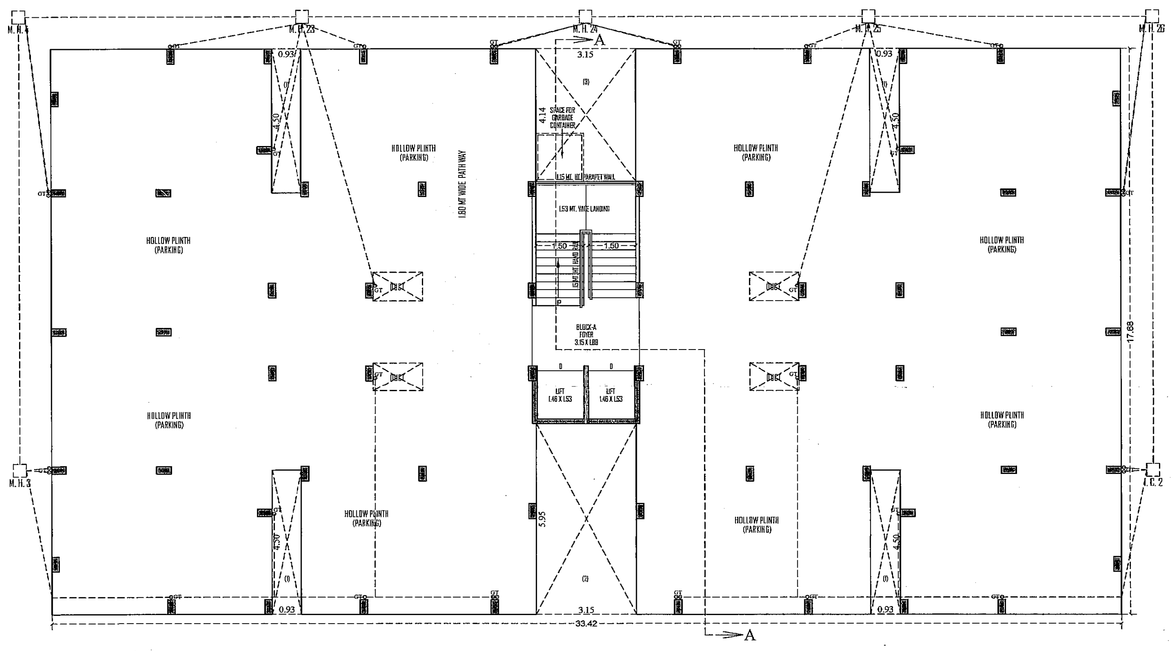

GROUND FLOOR PLAN (HOLLOW PLINTH)

NOTE :- ALL OUTER & INTERNAL WALL ARE OF 0.12 MT. TH. B/K WALL

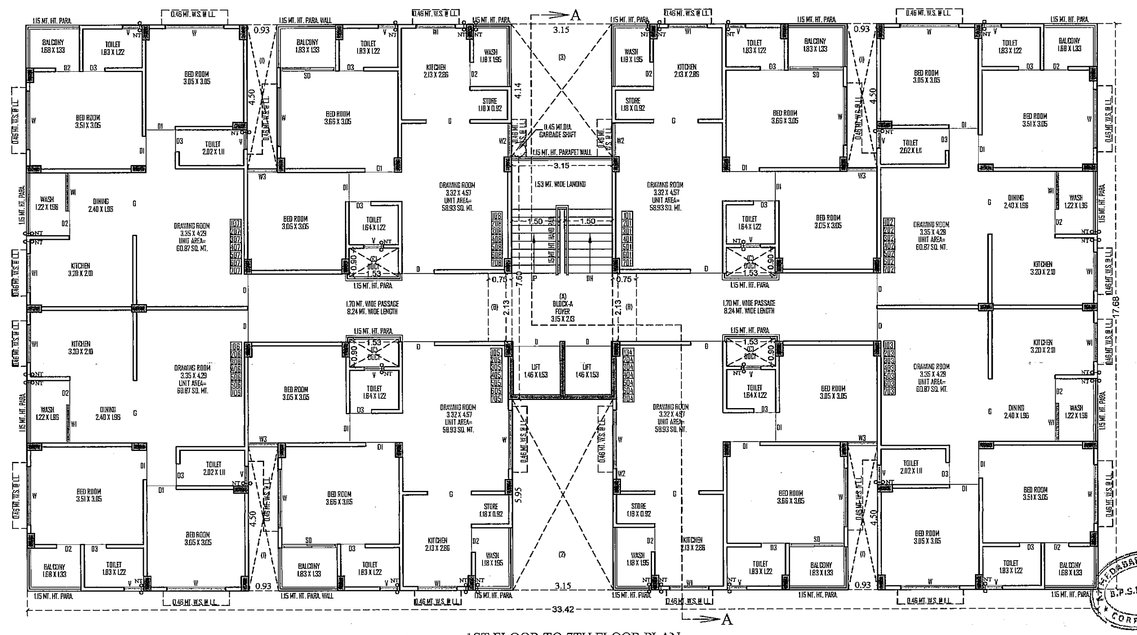

1ST FLOOR TO 7TH FLOOR PLAN

NOTE :- ALL OUTER & INTERNAL WALL ARE OF 0.115 MT. TH. B/K WALL

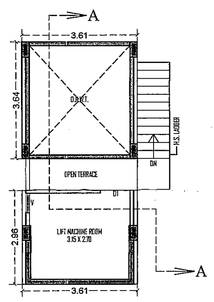

LIFT MACHINE ROOM & O.H.W.T PLAN

OPEN TERRACE

SCRUTINIZE COPY
No. 8-01 4/7/17
TDO, BPSP , AMC

PROP. B. AREA CALC. TYPICAL FLOOR:-
(GR. FL. TO 7TH FL.)

(1) 33.42 X 17.68 X 1 = 590.87 SQ. MT.

LESS :-
(1) 0.93 X 4.50 X 4 = 16.74
(2) 3.15 X 5.95 X 1 = 18.74
(3) 3.15 X 4.14 X 1 = 13.04

TOTAL = 48.52 SQ. MT.

NET B.A. TYPICAL FLOOR
GR. FL. TO 7TH FL. = 542.35 SQ. MT.

PROP. F.S.I. AREA CALC. ON TYPICAL FLOOR
(1ST FL. TO 7TH FL.)
NET B.A. ON 1STFLOOR = 542.35 SQ. MT.

LESS :-
(A) 3.15 X 7.60 X 1 = 23.94 (STAIR & LIFT)
(B) 0.75 X 2.13 X 2 = 03.20 (PASSAGE)
(C) 1.53 X 0.90 X 4 = 05.51 (DUCT)

TOTAL = 32.65 SQ. MT.

NET F.S.I.AREA ON
(1ST FL. TO 7TH FL.) = 509.70 SQ.MTS.

PROP. B. AREA CALC. ON STAIR CABIN:-

(1) 3.61 X 7.60 X 1 = 27.44
(2) 1.00 X 4.00 X 1 = 4.00

TOTAL = 31.44 SQ. MT.

NET B.AREA ON STAIR CABIN,
= 31.44 SQ. MT.

PROP. B. AREA CALC. :-
LIFT M. ROOM & O.H.W.T.

(1) 3.61 X 3.64 X 1 = 13.14
(2) 3.61 X 2.96 X 1 = 10.69

= 23.83 SQ. MT.

LIFT M. ROOM & O.H.W.T. = 23.83 SQ. MT.

BUILT-UP AREA TABLE

FLOOR	BLOCK - A UNIT NO.	UNIT B-UP AREA
1ST FLOOR	101	58.93
	102	60.87
	103	60.87
	104	58.93
	105	58.93
	106	60.87
	107	60.87
	108	58.93
2NDFLOOR	201	58.93
	202	60.87
	203	60.87
	204	58.93
	205	58.93
	206	60.87
	207	60.87
	208	58.93
3RD FLOOR	301	58.93
	302	60.87
	303	60.87
	304	58.93
	305	58.93
	306	60.87
	307	60.87
	308	58.93
4TH FLOOR	401	58.93
	402	60.87
	403	60.87
	404	58.93
	405	58.93
	406	60.87
	407	60.87
	408	58.93
5TH FLOOR	501	58.93
	502	60.87
	503	60.87
	504	58.93
	505	58.93
	506	60.87
	507	60.87
	508	58.93
6TH FLOOR	601	58.93
	602	60.87
	603	60.87
	604	58.93
	605	58.93
	606	60.87
	607	60.87
	608	58.93
7TH FLOOR	701	58.93
	702	60.87
	703	60.87
	704	58.93
	705	58.93
	706	60.87
	707	60.87
	708	58.93

GENERAL NOTES :-

- Engineer is fully responsible for leaving open space and margin.
- The depth and position of existing municipal manhole is verified by me on site and premises can gets drainage connection.
- It is certify that according to G.D.C.R-2021 all all requirements of the building are checked and necessary actions are taken.
- It is certify that according to the clause no. 4.5.3 of the G.D.C.R-2021, the structure of the building is design as per the norms of the Indian standards.
- Design of staircase and railing is provided as per the provision of the clause no. 23.1.12 and 23.14 and 24.6 of G.D.C.R-2021.
- Pedestrians ramp is provided as per the provision of the clause no. 23.1.5 of G.D.C.R-2021.
- Lift is provided as per the provision of the clause no. 23.12 and 24.7 of G.D.C.R-2021.
- Water tank is provided as per the provision of the clause no. 23.6 of G.D.C.R-2021.
- Separate letter box is provided at ground level for each unit.
- Water tank for fire safety requirement provided as per chapeter no. 24 of G.D.C.R-2021.
- Electrical infrastructure shall be provided as per clause no. 23.11.
- Drainage facility is provided as per the clause no. 23.10
- Signages of the parking place is to be provided as per the clause no. 23.7 of the G.D.C.R-2021.
- Entrance of the building is provided as per the clause no. 23.1.7 of G.D.C.R-2021.
- The paving of building unit/final plot as per the provision of the clause no. 23.1.4 of G.D.C.R-2021.
- The structue of the building is as per the norms of the specified in the indian standard and take nacessary action for the structral safety during the construction.
- Rain water storage tank and rain water harvesting system is provided as per the clause no. 27.2 of G.D.C.R-2021.
- Community bin provided as per the provision of the clause no. 27.3 of G.D.C.R-2021.
- Tree plantation is provided as per the clause no. 27.5 of G.D.C.R-2021.
- Fire safety system is provided as per chapeter no. 24 of G.D.C.R-2021.
- Maintanance and upgradation of building is as per chapeter no. 29 of G.D.C.R-2021.
- Garbage shaft shall be provided as per Indian standard specification.
- 4 meters wide motorable road with 40 ton load bearing capacity is required G.D.C.R-2021.

BLOCK - A
BUILT-UP AREA CALCULATION

FLAT NO. 101,201,301,401,501,601,701
FLAT NO. 104,204,304,404,504,604,704
FLAT NO. 105,205,305,405,505,605,705
FLAT NO. 108,208,308,408,508,608,708

(1) 3.55 X 3.28 = 11.64
(2) 1.53 X 2.48 = 03.79
(3) 3.22 X 3.28 = 10.56
(4) 7.32 X 4.50 = 32.94

NET BUILT-UP AREA = 58.93

BLOCK - A
BUILT-UP AREA CALCULATION

FLAT NO. 102,202,302,402,502,602,702
FLAT NO. 103,203,303,403,503,603,703
FLAT NO. 106,206,306,406,506,606,706
FLAT NO. 107,207,307,407,507,607,707

(1) 6.90 X 1.07 = 07.38
(2) 6.84 X 3.28 = 22.44
(3) 6.90 X 4.50 = 31.05

NET BUILT-UP AREA = 60.87

UNIT AREA TABLE

FLOOR	USE	EQ.TENAMENT RESI.
GROUND FLOOR	PARKING	----
1 ST FLOOR	RESI.	08
2 ND FLOOR	RESI.	08
3 RD FLOOR	"	08
4 TH FLOOR	"	08
5 TH FLOOR	"	08
6 TH FLOOR	"	08
7 TH FLOOR	"	08
TOTAL	RESI.	56

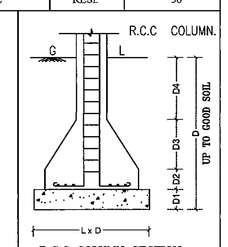

R.C.C COLUMN SECTION
AS PER DETAIL GIVEN BY STR. ENGINEER

SHEET NO :- 6/11

PLAN SHOWING PROP. RESI.+COMM. BULDING ON F.P. NO. 65/1, R.SUR. NO. 88/A/1, O.P. NO: 65/1 OF PRILIMINARY T.P.S. NO.:- 109 (HANSPURA-MUTHIYA-BILASIYA), AT : HANSPURA , TA : ASARVA , DIST:AHMEDABAD.

SCALE :- 1.00 CM = 1.00 MT. | BLOCK :- A

ZONE : RESIDENTIAL - 1(OVERLAY ZONE RAH) | USE : RESIDENCE

B.AREA TABLE — SQ. MTS.

PROP. B.AREA ON GROUND FL.(HOLLOW PLINTH)	= 542.35 SQ. MTS.
PROP. B.AREA ON 1 ST FLOOR	= 542.35 SQ. MTS.
PROP. B.AREA ON 2 ND FLOOR	= 542.35 SQ. MTS.
PROP. B.AREA ON 3 RD FLOOR	= 542.35 SQ. MTS.
PROP. B.AREA ON 4 TH FLOOR	= 542.35 SQ. MTS.
PROP. B.AREA ON 5 TH FLOOR	= 542.35 SQ. MTS.
PROP. B.AREA ON 6 TH FLOOR	= 542.35 SQ. MTS.
PROP. B.AREA ON 7 TH FLOOR	= 542.35 SQ. MTS.
PROP. B.AREA ON STAIR CABIN	= 31.44 SQ. MTS.
PROP. B.AREA ON LIFT RM.	= 23.83 SQ. MTS.
PROP. B.AREA TOTAL	= 4394.07 SQ. MTS.

F.S.I. AREA TABLE — SQ. MTS.

F.S.I. ON 1 ST FLOOR	= 509.70 SQ. MTS.
F.S.I. ON 2 ND FLOOR	= 509.70 SQ. MTS.
F.S.I. ON 3 RD FLOOR	= 509.70 SQ. MTS.
F.S.I. ON 4 TH FLOOR	= 509.70 SQ. MTS.
F.S.I. ON 5 TH FLOOR	= 509.70 SQ. MTS.
F.S.I. ON 6 TH FLOOR	= 509.70 SQ. MTS.
F.S.I. ON 7 TH FLOOR	= 509.70 SQ. MTS.
TOTAL F.S.I. AREA	= 3567.90 SQ. MTS.

SCHEDULE OF DOOR & WINDOW

DOOR	WINDOW / VENT	
D = 1.00 X 2.13	W = 1.83 X 1.22	SD = 1.72 X 2.13
D1 = 0.91 X 2.13	W1 = 1.22 X 1.22	V = 0.61 X 0.61
D2 = 0.76 X 2.13	W2 = 1.05 X 1.22	G = OPEN GAP
D3 = 0.68 X 2.13	W3 = 0.93 X 1.22	

R.C.C. STAIR DETAILS

WIDTH	:-	1.50 MT.
TREAD	:-	0.25 MT.
GR. FL. RISER	:-	0.18 MT.
TYPI. FL. RISER	:-	0.17 MT.

COLOUR NOTE :
PROP. WORK
PROP. DRAINAGE

LIFT DETAIL
MINIMUM CAPACITY 6 PERSONS.
DOOR MINIMUM WIDTH 0.90 MTS.
1.00 MTS. HEIGHT OF HANDRAIL IN LIFT CAR.

OWNER:

KIRAN N. PATEL
411, Platinam Plaza, Nikol, A'bad.
AMC LIC No. ER0748280420R1
AMC LIC No. CW0520100422R1
AMC LIC No. SD0455260120

ENGINEER/C.O.W.:-

SHREE RANG DEVELOPER
AMC DEV LIC No.292160420
29, TULSI SOCIETY, C.T.M., AHD.

DEVLOPER:-

N. P PARMAR
B. E. (Civil)
AMC / Lic No SD-03601/0921 R2
10, Pathik Society
Naranpura , AHMEDABAD-13

STR. ENGINEER:

PRODUCED BY AN AUTODESK EDUCATIONAL PRODUCT

Ahmedabad Municipal Corporation
Case No. : BLNTS/NZ/0960/17/BP/A/B/S2/R0/1841
Zone: NORTH
Plan Approved as per terms and condition mentioned in the Commencement Certificate
Raja Chitthi Number : (874409/2017/A/B/S2/R0/M1)
Date : 07/07/2017
Sub Inspector (Civic Center) | T.D.O./Asst. E.O. (Civic Center) | MAYANK SHAH Dy.T.D.O. NORTH | N. J. Malaviya Dy MC NORTH