KEY PLAN

SCALE-1.0CM=20.00 MT

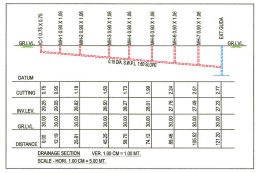

DRAINAGE SECTION VER. 1.00 CM = 1.00 MT.
SCALE - HOR. 1.00 CM = 5.00 MT.

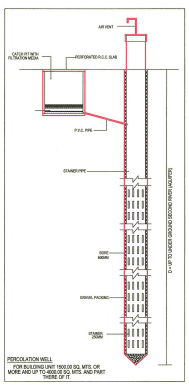

PERCOLATION WELL
FOR BUILDING UNIT 1800.00 SQ. MTS. OR MORE AND UP TO 4000.00 SQ. MTS. AND PART THERE OF IT

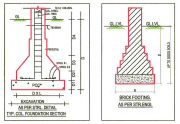

EXCAVATION AS PER STRL. DETAIL TYP. COL. FOUNDATION SECTION

BRICK FOOTING AS PER STRL.DRWG.

FIRE FIGHTING SYSTEM
ON/OFF switchie located near the hose or hydrant outlet, at each floor for the main Fire-Pumps at the underground water tank with a capacity to discharge 900liters per minute at 3 bar pressure at the terrace level should be installed.
The Riser for the buildings exceeding 45 meters and above 45 meters height should not be of less than 150 mm. internal diameter. The riser should be connected to the bottom of the terrace tank with a stop valve and a NRV to act as a Down-comer.
One riser is required for every 2000 sq. meters floor area and if the building is divided into, two or more wings, the riser should be extended to each wing. Hose-reel nozzle with all the fitting at each floor level. Each floor should have one hydrant outlet with a coupling for attaching a 63 mm dia. hose.