ELEVATION & SECTION PLAN	SHEET NO :- 4/6

PLAN SHOWING PROP. Residential BUILDING ON S.P.NO.2 OF F.P. NO. 21+22 OF FINAL T.P.S.NO.109 (Muthiya-Hanspura-Bilasiya) [R. SUR.NO. (OLD-93 , 94) (NEW-25 , 74) (O. P.NO. 21 , 22)] MOJE :- BILASIYA , TA.:- DASCROI , DIST :- AHMEDABAD

SCALE :- 1.00 CM = 1.00 MT.	BLOCK :- A
USE : RESIDENTIAL	
ZONE :- RESIDENTIAL -I (RI) & OVER LAY RAH	

અમદાવાદ શહેરી વિકાસ સત્તામંડળ સ્વીકાર કરવામાં આવે છે.
T. H. Patel
આસીસ્ટન્ટ / ક્લાર્ક

R.C.C. STAIR DETAILS

WIDTH	:-	2.03 MT.
TREAD	:-	0.30 MT.
RISER	:-	0.15 MT.

COLOUR NOTE :
PROP. WORK
PROP. DRAINAGE

LIFT DETAIL
MINIMUM CAPACITY 6 PERSONS.
DOOR MINIMUM WIDTH 0.90 MTS.
1.00 MTS. HEIGHT OF HANDRAIL IN LIFT CAR.

RATNADEEP CORPORATION

PARTNERS

OWNER:

SUMIT A. PATEL
D-410 , SWAPNIL ARCADE , Nr. SARDAR-PARTY PLOT , 108 ROAD , SP RING ROAD , HANSPURA , AHMEDABAD -30
AUDA/ER/I114ERR02705261111
ENGINEER:

SUMIT A. PATEL
D-410 , SWAPNIL ARCADE , Nr. SARDAR-PARTY PLOT , 108 ROAD , SP RING ROAD , HANSPURA , AHMEDABAD -30
AUDA/SD/I114SE260126 1052
STR. ENGINEER:

AJAY J. PADSHALA
B/5 , SHAKTIDHARA SOC. , AHMEDABAD .
AUDA/ COW - I /00861
C.O.W.:

JIYA BUILDCON
Authu. Sign.:- Dharmendrabhai Vikrambhai Patel
AUDA/DEV/I114DV0801261066
14, Sahajanand Crystal , OPP. Divine International School , NR. Sukan Chokdi , Nikol , AHMEDABAD - 382350 .
DEVELOPER:

MAULIKKUMAR HASMUKHBHAI PATEL
A-103 , SHYAM PARISAR , NR. PREKSHA SCHOOL , NIKOL , AHMEDABAD - 382350
AUDA/SOR LIC NO. 11145R2202271074
S.O.R.:

ખાસ નોંધ :-
ફાયર કે-ઘ્રાસ્ટિક એમર સેફટી ટેક તથા સાઈટ ની સાઈજ તથા સંખ્યા નોમાલલ વિસ્ટર્નિંગ કોડ (અમા.એસ.-૨૦૧૬) તથા સિવિલ એડ્યુસ્ટનીયર્સિંગ કેન્દ્ર દ્વારા ઉપલબ્ધ થયેલા બુચર રાખવામાં આવેલ છે તે અનુસાર સરજદાર જમીન માલિકે સરકારમાં બાંધકામ કરવાનું રહેશે.

ખાસ સરત
મંજુર સદર નકશાઓની નકલનો જે તે સ્થળ પર પ્રસિધ્ધ કરવાનો રહેશે

ખાસ શરત :-
બાંધકામ પૂર્ણ થયા બાદ બાંધકામ નો ફોટોગ્રાફ સહ કરતા પહેલા વિચારણાર અને થી મકાનનાં વપરાશનું પ્રમાણપત્ર મેળવવાનું ફરજીયાત છે.

ખાસ સરત :
સદર પ્રકરણે જમીન માલિકની / ડેવલોપરની/ એન્જી. કી /આર્કીટેક્ટની/ સ્ટ્રકચર. એન્જી.કી દ્વારા રજુ કરવામાં આવેલ તમામ બાંધકામો પ્લાનો મુજબ જ સુરતથી વર્તવાનું રહેશે.

ખાસ સરત :
વિકાસ પરવાનાની મેળવેલ તારીખથી બાંધકામ બાબતે જુદા જુદા તબક્કાને બોધાતા પહેલા લેવલ (તલા દર્શક) સ્થળે લેખેલ એકના કાર્યને તદ્દન્તરી લેવલ નિશ્ચિત કરવી ત્યારબાદ પરિસ્થિતિઓની તપાસણી કરવી એ તે બાંધકામ તબક્કાનો વિકાસ પરવાનાની મુજબનું છે. તે મતલબનું પ્રમાણપત્ર મેળવ્યા બાદજ આગળના તબક્કાનું બાંધકામ કરવાનું રહેશે.

ખાસ સરત :
તબક્કામાં સુરવણામાં આવેલ કામના પ્લીંથની ઉંચાઈ જ્યાં સુધી સદર જમીનની માલિકી સોસાયટી કોમોનોએકેસનની ન થાય ત્યાં સુધી કોમન પ્લોટનો કબજો / માલિકી સભાસદોની રહેશે.

Owner is fully responsible For open marginal Space and road line Portion.

The permission is valid only in the DP/TPS remains unaltered and further that the permission shall stand revoked as soon as there is change in DP/TPS with reference to the land under reference.

Final Plan boundary and allotment of final plot is Subject to Veriation by Town Planning Officer

APPROVED
As amanded by Reg (Colour) Subject to the condition as mentioned in this office Letter PRM No. 13131/2022
Dated 18 APR 2022
Note Approved by C.E.A
No 62
Senior Town Planner
Ahmedabad Urban Development Authority
Ahmedabad.

DISPATCH BY
JUNIOR TOWN PLANNER
Ahmedabad Urban Development Authority
AUDA, Ahmedabad.



FRONT ELEVATION

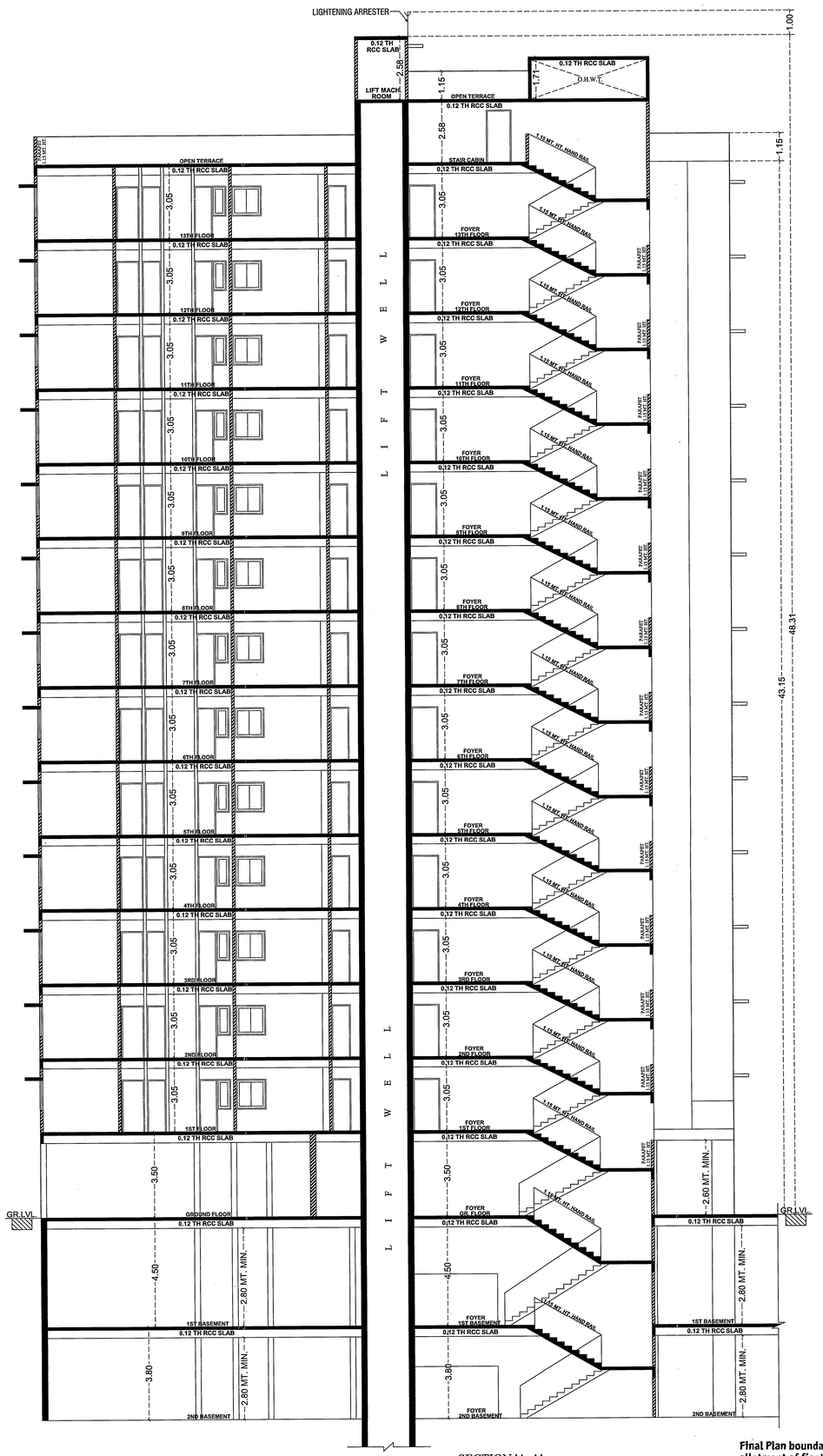

SECTION 'A-A'

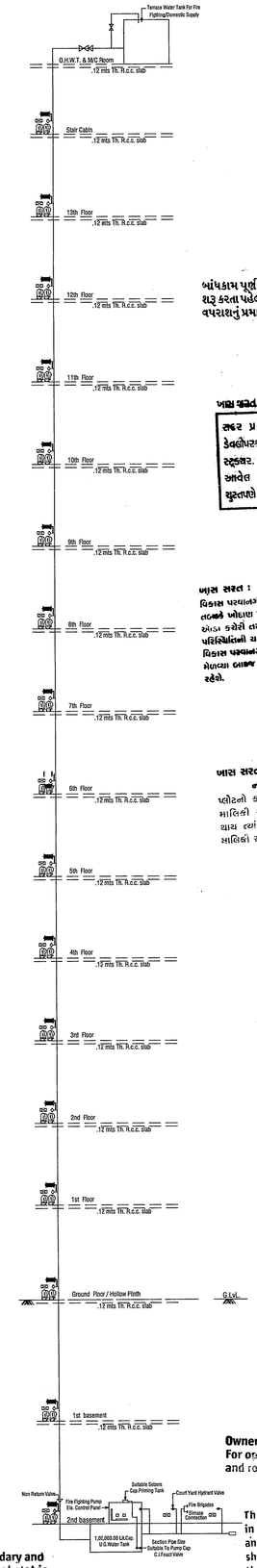

FIRE HYDRANT LEGEND

SR.	SYMBOL	DISCRIPTION
1		FIRE HYDRANT SYSTEM PIPE MAIN
2	SH	SINGLE HANDED HYDRANT VALVE
3		SLUICE VALVE
4		NON RETURN VALVE
5		LANDING HYDRANT VALVE
6		FIRE HOSE BOX
7		FIRST AID HOSE REEL
8		DC.P & CO-2
9		TWO WAY SIAMESE CONNECTION
10		RISE OR DROP
11		REDUCER
12		COURT YARD HYDRANT VALVE
13		SPRINKLERED

The Basic Requirements For Fire Protection Of High-Rise Building In A.M.C. and A.U.D.A. Area

1. HYDRANT SYSTEM:

ON/OFF switches located near the hose reel hose or hydrant outlet, at each floor the main Fire Pump at the underground water tank with a capacity to discharge the 900 liters per minute at 3 bar pressure as measured at the terrace level should be installed.

The Riser for the buildings exceeding 18 meters height should not be of less than 100 mm. Internal diameter. The riser should be connected to the bottom of the terrace tank with a stop value and a NRV to act as a Down - comer.

One riser is required for every 1000sq. meters floor area and if the building is divided into, two or more parts then each part should have a separate riser with all the fittings at each floor level.

Each floor should have one hydrant outlet with a coupling for attaching a 63 mm dia. hose. & 25 mm bore Hose-reel hose with 8 mm. SS. Shut-off nozzle at each floor landing. The length of the hose reel hose should be enough to reach the farthest corner of the floor. Hose-box with 15 meters long 63mm. dia. hose and 12.5 mm. bore nozzle at alternate floors. The Hose-reel hose should be coupled to the Riser.

Fire - service inlet should be installed at a point near the entry to the premises where a Fire service vehicle can approach easily.

A permanent hydrant point comprising of 63 mm dia size 2 nos of hydrant valves should be installed at the terrace level.

Overhead tank refilling bypass connection should be done at the terrace level.
The overhead tank shall be of a capacity of not less THAN 20,000 LITERS.
The underground tank shall be of not less than 1,00,000 liters.

2. FIRE LIFT :

The Fire-Lift and all the lifts should have a provision to ground automatically in case of electricity failure. Each building should have at least one lift as a Fire-Lift and if the building is divided into two or more parts then each Part should have a Fire-Lift. Lift-well should have blowers to pressurize the lift-well so connected that it will automatically operate when alarm call point is operate, so that it prevents the lift well getting smoke logged.

3. FIRE ALARM:

Fire alarm call point to be installed at each floor with sounders capable of being heard all throughout the building.

4. FIRE EXTINGUISHERS

One Carbon Dioxide (CO2) type extinguisher of 4.5 kg. with ISI mark. and one extinguisher of 5kg. Dry Chemical Powder (DCP) ISI mark to be installed on floor in case of commercial building.

Two Carbon Dioxide (Co2) type extinguisher of 2 kg. with ISI mark capacity on each floor and 5kg. Dry Chemical Powder (DCP) type extinguisher with ISI mark on alternate floors in case of residential buildings.

If the building is divided into two or more parts then each part should have these extinguishers installed.

5. STAIRCASE :

The staircase has to be open from at least one or two sides but if the staircase is in the center core of the buildings it has to be pressurized to prevent it from getting smoke logged.

The Riser/Down-comer should be located in the staircase or close to in to make it easily approachable in case of Fire from the floor bellow or above.

6. LIGHTENING ARRESTER :

A lightening arrester should also be installed and be properly berthed to prevent damage to the building when the lightening strikes.

7. ELECTRIC POWER SUPPLY TO THE ENTIRE FIRE - SAFETY SYSTEM

Electricity supply to the fire pump, fire alarm system, staircase pressurization system and fire lift should be made available from the main electrical supply. (I.E. from electrical power supply of the company) This is to ensure availability of power supply to the fire protection & safety system even after the main electrical supply to the building is switched off the time of fire.

8.PHOTO LUMINESCENT (AUTO GLOW) SIGNAGE'S:

If the building falls in a confined area or if it has an enclosed staircase or is not well lit-up on the inside, then adequate photo luminescent (auto glow) signage's should be displayed at each floor / landing / pathwy / dead-end and along all exit routes landing to the ground level. The signage should indicate fire fighting, fire safety, first-aid and other safety equipement present on the respective floor / landing / pathway / dead - end and along all exit routes leading to the ground level.

10. IMPORTANT INSTRUCTIONS :

After inspection of a low-rise building by the fire services authority , if the fire officer concerned feels the need for additional fire prevention / protection / ventilation system required or equipement (I.E. passive system / sprkiler / drencher etc.) as per fire load / fire risk / public gethering. potential / occupancy / confined area, those additional measures / equipement have to be implemented / installed.

FIRE HYDRANT LEGEND		
SR.	SYMBOL	DISCRIPTION
1		FIRE HYDRANT SYSTEM PIPE MAIN
2	SH	SINGLE HANDED HYDRANT VALVE
3		SLUICE VALVE
4		NON RETURN VALVE
5		LANDING HYDRANT VALVE
6		FIRE HOSE BOX
7		FIRST AID HOSE REEL
8	DCP CO2	DC.P & CO.2
9		TWO WAY SIAMESE CONNECTION
10		RISE OR DROP
11		REDUCER
12		COURT YARD HYDRANT VALVE
13		SPRINKLERED

The Basic Requirements For Fire Protection Of High-Rise Building In A.M.C. and A.U.D.A. Area

1. HYDRANT SYSTEM:

ON/OFF switches located near the hose reel hose or hydrant outlet, at each floor the main Fire Pump at the underground water tank with a capacity to discharge the 900 liters per minute at 3 bar pressure as measured at the terrace level should be installed.

The Riser for the buildings exceeding 18 meters height should not be of less than 100 mm. Internal diameter. The riser should be connected to the bottom of the terrace tank with a stop value and a NRV to act as a Down - comer.

One riser is required for every 1000sq. meters floor area and if the building is divided into, two or more parts then each part should have a separate riser with all the fittings at each floor level.

Each floor should have one hydrant outlet with a coupling for attaching a 63 mm dia. hose. & 25 mm bore Hose-reel hose with 8 mm. SS. Shut-off nozzle at each floor landing. The length of the hose reel hose should be enough to reach the farthest corner of the floor. Hose-box with 15 meters long 63mm. dia. hose and 12.5 mm. bore nozzle at alternate floors. The Hose-reel hose should be coupled to the Riser.

Fire - service inlet should be installed at a point near the entry to the premises where a Fire service vehicle can approach easily.

A permanent hydrant point comprising of 63 mm dia size 2 nos of hydrant valves should be installed at the terrace level.

Overhead tank refilling bypass connection should be done at the terrace level.
The overhead tank shall be of a capacity of not less THAN 20,000 LITERS.
The underground tank shall be of not less than 1,00,000 liters.

2. FIRE LIFT :

The Fire-Lift and all the lifts should have a provision to ground automatically in case of electricity failure. Each building should have at least one lift as a Fire-Lift and if the building is divided into two or more parts then each Part should have a Fire-Lift. Lift-well should have blowers to pressurize the lift-well so connected that it will automatically operate when alarm call point is operate, so that it prevents the lift well getting smoke logged.

3. FIRE ALARM:

Fire alarm call point to be installed at each floor with sounders capable of being heard all throughout the building.

4. FIRE EXTINGUISHERS

One Carbon Dioxide (CO2) type extinguisher of 4.5 kg. with ISI mark. and one extinguisher of 5kg. Dry Chemical Powder (DCP) ISI mark to be installed on floor in case of commercial building.

Two Carbon Dioxide (Co2) type extinguisher of 2 kg. with ISI mark capacity on each floor and 5kg. Dry Chemical Powder (DCP) type extinguisher with ISI mark on alternate floors in case of residential buildings.

If the building is divided into two or more parts then each part should have these extinguishers installed.

5. STAIRCASE :

The staircase has to be open from at least one or two sides but if the staircase is in the center core of the buildings it has to be pressurized to prevent it from getting smoke logged.

The Riser/Down-comer should be located in the staircase or close to in to make it easily approachable in case of Fire from the floor below or above.

6. LIGHTENING ARRESTER :

A lightening arrester should also be installed and be properly berthed to prevent damage to the building when the lightening strikes.

7. ELECTRIC POWER SUPPLY TO THE ENTIRE FIRE - SAFETY SYSTEM

Electricity supply to the fire pump, fire alarm system, staircase pressurization system and fire lift should be made available from the main electrical supply. (I.E. from electrical power supply of the company) This is to ensure availability of power supply to the fire protection & safety system even after the main electrical supply to the building is switched off the time of fire.

8.PHOTO LUMINESCENT (AUTO GLOW) SIGNAGE'S:

If the building falls in a confined area or if it has an enclosed staircase or is not well lit-up on the inside, then adequate photo luminescent (auto glow) signage's should be displayed at each floor / landing / pathway / dead-end and along all exit routes landing to the ground level. The signage should indicate fire fighting, fire safety, first-aid and other safety equipment present on the respective floor / landing / pathway / dead - end and along all exit routes leading to the ground level.

10. IMPORTANT INSTRUCTIONS :

After inspection of a low-rise building by the fire services authority , if the fire officer concerned feels the need for additional fire prevention / protection / ventilation system required or equipement (I.E. passive system / sprikler / drencher etc.) as per fire load / fire risk / public gathering. potential / occupancy / confined area, those additional measures / equipement have to be implemented / installed.



FRONT ELEVATION

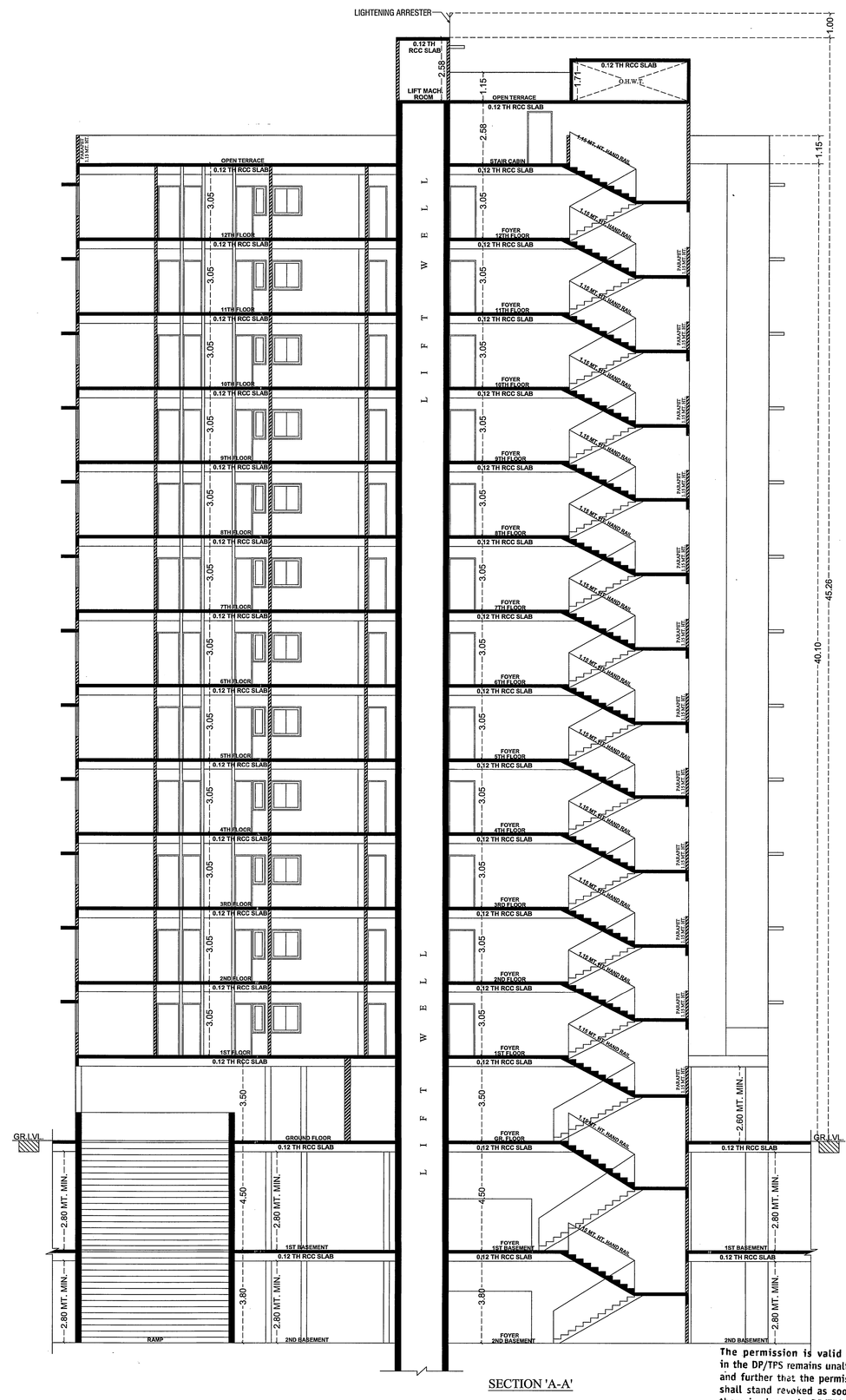

SECTION 'A-A'

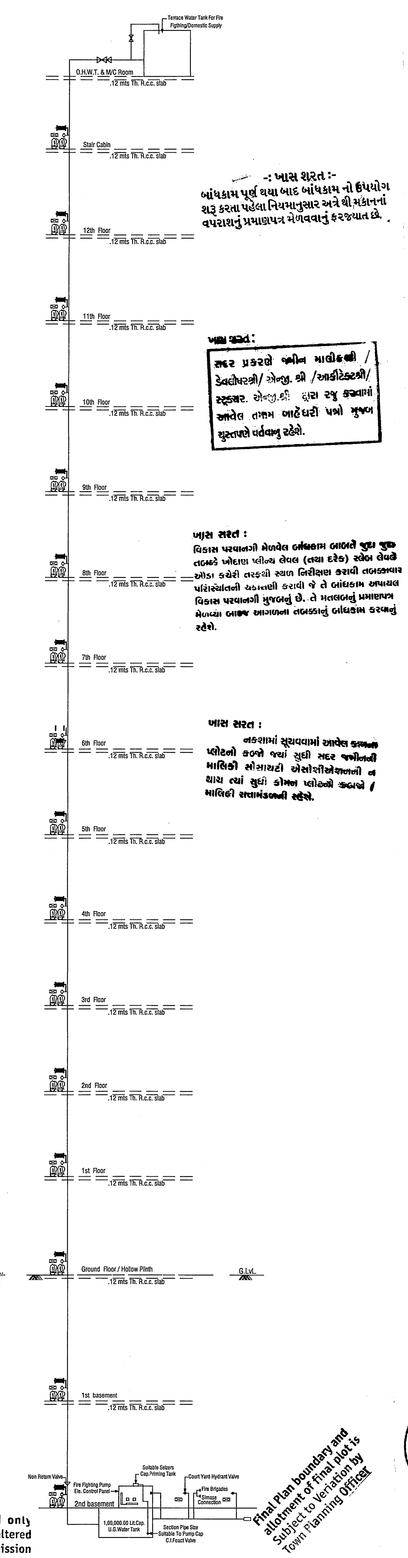

-: ખાસ શરત :-
બાંધકામ પૂર્ણ થયા બાદ બાંધકામ નો ઉપયોગ શરૂ કરતા પહેલા નિયમાનુસાર અગ્નિશામકનાં વપરાશનું પ્રમાણપત્ર મેળવવાનું ફરજીયાત છે.

ખાસ શરત:
સ્થળ પરરહે જમીન માલિકની / ડેવલોપરની/ એન્જી. શ્રી /આર્કીટેક્ટની/ સ્ટ્રકચર. એન્જીનીયર રાખ રજુ કરવામાં આવેલ તમામ બાહેધરી પત્રો મુજબ ફરજીયાત પાળવાનું રહેશે.

ખાસ શરત :
વિકાસ પરવાનાની મેળવેલ બાંધકામ આયોજન મુજબ તાત્કાલ પ્રીમિયમ સેલર (લાગુ દરેક) સ્કોર સેલની ઓફર કર્યેથી તરતની સ્થળ નિરીક્ષણ કરાવી તાત્કાલાત પ્રોસિડન્સની નકલનાથી ખરાતી જ તે બાંધકામ કાયમમાટે વિકાસ પરવાનાની મુજબનું છે. તે મતલબનું પ્રમાણપત્ર મેળવ્યા બાદજ આગળના તાત્કાલાનું બાંધકામ કરવાનું રહેશે.

ખાસ શરત :
નકશામાં સુચવવામાં આવેલ કબ્જાના પ્લોટની ફરતે જ્યાં સુધી સરદ ચણીની માલિકી મેઈનાટી એસોસીએશનની ન થાય ત્યાં સુધી કોમન પ્લોટની જાળવણી / માલિકી સભાસદોની રહેશે.

ખાસ શરત
મંજુર કરેલ નકશાઓની નકલનો ૧ સેટ સ્થળ પર મહિલા કરવાનો રહેશે

ખાસ નોંધ :
ડ્રેનેજ લે-આઉટ તેમજ સેપ્ટીક ટેંક તથા સ્થળ ની સાફ તથા તથા નેશનલ બિલ્ડીંગ કોડ (બાયો.એસ.-૨૪૫૦) તથા લિમિટ એટ્યુનીયર્સીંગ કેન્ક વુડ લાગ-બનતા મુજબ સાથવામાં આવેલ છે તે અનુસાર સ્થળદર્શક જમીન માલિકે સ્થળપર બાંધકામ કરવાનું રહેશે.

Owner is fully responsible For open marginal Space and road line Portion.

Final Plan boundary and Allotment of Final plot is Subject to Verification by Town Planning Officer

The permission is valid only in the DP/TPS remains unaltered and further that the permission shall stand revoked as soon as there is change in DP/TPS with reference to the land under reference.

ELEVATION & SECTION PLAN	SHEET NO :- 6/6

PLAN SHOWING PROP. Residential BUILDING ON S.P.NO.2 OF F.P. NO. 21+22 OF FINAL T.P.S.NO.109 (Muthiya-Hanspura-Bilasiya) [R. SUR.NO. (OLD-93 , 94) (NEW-25 , 74) (O. P.NO. 21 , 22)] MOJE :- BILASIYA , TA.:- DASCROI , DIST :- AHMEDABAD

SCALE :- 1.00 CM = 1.00 MT.	BLOCK :- B
USE : RESIDENTIAL	
ZONE :- RESIDENTIAL -I (RI) & OVER LAY RAH	

અમદાવાદ શહેરી વિકાસ સત્તામંડળ સ્વીકાર કરવામાં છે.
આસીસ્ટન્ટ / ઇન્ચાર્જ

R.C.C. STAIR DETAILS

WIDTH	:-	2.03 MT.
TREAD	:-	0.30 MT.
RISER	:-	0.15 MT.

COLOUR NOTE :
PROP. WORK
PROP. DRAINAGE

LIFT DETAIL
MINIMUM CAPACITY 6 PERSONS.
DOOR MINIMUM WIDTH 0.90 MTS.
1.00 MTS. HEIGHT OF HANDRAIL IN LIFT CAR.

RATNADEEP CORPORATION
PARTNERS

OWNER:

SUMIT A. PATEL
D-410 , SWAPNIL ARCADE , Nr. SARDAR-PARTY PLOT , 108 ROAD , SP RING ROAD , HANSPURA , AHMEDABAD -30
AUDA/ER/11140RH/270/281111
ENGINEER:

SUMIT A. PATEL
D-410 , SWAPNIL ARCADE , Nr. SARDAR-PARTY PLOT , 108 ROAD , SP RING ROAD , HANSPURA , AHMEDABAD -30
AUDA/SD/11145E/260/281082
STR. ENGINEER:

AJAY J. PADSHALA
B/5 , SHAKTIDHARA SOC. , AHMEDABAD .
AUDA/ COW - I /00861
C.O.W.:

JIYA BUILDCON
Authe. Sign.:- Dharmendrbhai Vikrambhai Patel
AUDA/DEV/11140V0801261066
14, Sahajanand Crystal , OPP .Divine International School , NR. Sukan Chokdi , Nikol , AHMEDABAD - 382350 .
DEVELOPER:

MAULIKKUMAR HASMUKHBHAI PATEL
A-103 , SHYAM PARISAR , NR. PREKSHA SCHOOL , NIKOL , AHMEDABAD - 382350
AUDA/SOR LIC NO. 11145R/2202271074
S.O.R.:

APPROVED
As amanded by Red (Colour) Subject to the condition as mentioned in this office Letter PRM No.13/12/2022
Dated 18 APR 2022

Note Approved by C.E.A
No 62

DISPATCH BY
JUNIOR TOWN PLANNER
Ahmedabad Urban Development Authority
AUTHORITY

Senior Town Planner
Ahmedabad Urban Development Authority
Ahmedabad.