VP.:-0887 | SHEET NO.:-02 | BLDG.-TYPE-B

STAMP OF DATE OF RECEIPT OF PLANS

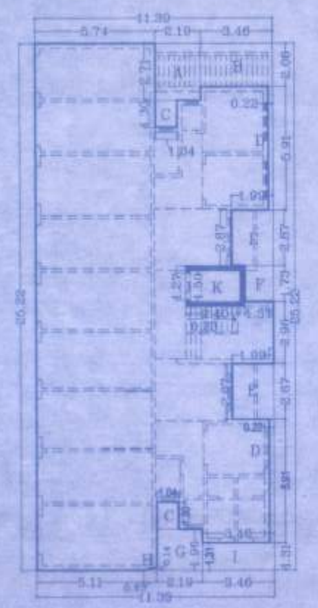

B.U. AREA DIA. (GROUND FLR.)
TYPE-B SCALE:-1:200

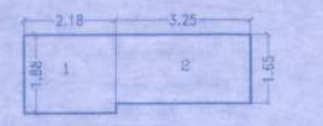

PLINE AREA DIA. (GROUND FLR.)
TYPE-B SCALE:-1:200

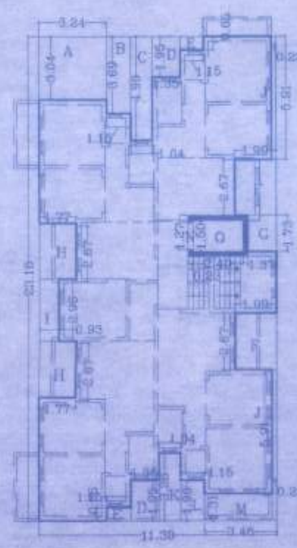

B.U. AREA DIA. (1ST FLR.)
TYPE-B SCALE:-1:200

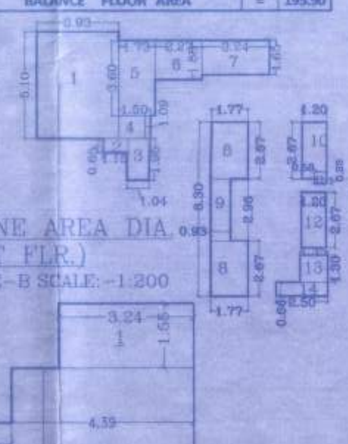

PLINE AREA DIA. (1ST FLR.)
TYPE-B SCALE:-1:200

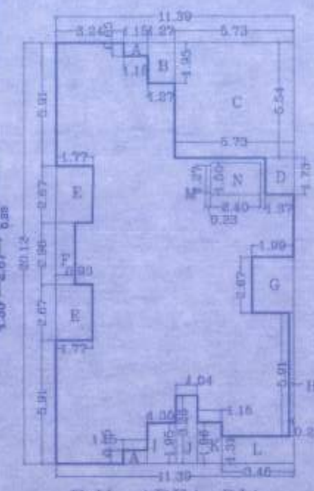

B.U. AREA DIA. (SECOND FLR.)
TYPE-B SCALE:-1:200

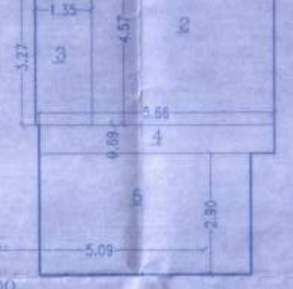

PLINE AREA DIA. (2ND FLR.)
TYPE "B" SCALE:-1:100

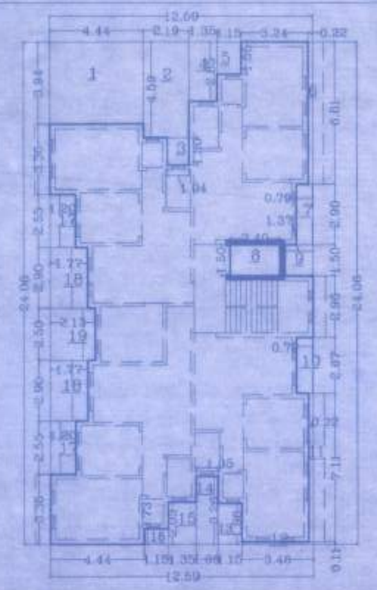

PLINE AREA DIA. (3RD TO 7TH FLR.)
TYPE "B" SCALE:-1:200

GR. FLR. PLINE AREA (PREVIOUS APROVAL)TYPE - B							
SR.NO	IN METER						AREA
1)	11.39	X	25.22	X	1	=	287.25
DEDUCTION							
A	2.39	X	2.71	X	1	=	5.93
B	3.46	X	2.06	X	1	=	7.13
C	1.04	X	1.30	X	1	=	1.35
D	0.22	X	5.91	X	2	=	2.60
E	1.99	X	2.67	X	1	=	5.31
F	1.73	X	1.37	X	1	=	2.37
G	2.20	X	1.96	X	1	=	4.31
H	0.63	X	0.14	X	1	=	0.08
I	3.46	X	1.31	X	1	=	4.53
J	0.23	X	1.27	X	1	=	0.29
K	2.40	X	1.50	X	1	=	3.60
DEDUCTION AREA						=	37.46
BALANCE FLOOR AREA						=	249.79

PLINE AREA OF GROUND FLOOR WING - B							
SR.NO	IN METER						AREA
1	2.18	X	1.88	X	1	=	4.10
2	3.25	X	1.65	X	1	=	5.36
TOTAL PLINE AREA						=	9.46

1ST FLR. PLINE AREA (PREVIOUS APROVAL)TYPE - B							
SR.NO	IN METER						AREA
1)	11.39	X	23.16	X	1	=	263.79
DEDUCTION							
A	3.24	X	3.04	X	1	=	9.85
B	1.15	X	3.69	X	1	=	4.24
C	1.04	X	4.99	X	1	=	5.19
D	1.35	X	1.95	X	2	=	5.26
E	1.15	X	0.65	X	2	=	1.49
F	1.99	X	2.67	X	2	=	10.63
G	1.37	X	1.73	X	1	=	2.37
H	1.77	X	2.67	X	2	=	9.45
I	0.93	X	2.96	X	1	=	2.75
J	0.22	X	5.91	X	2	=	2.60
K	1.04	X	3.26	X	1	=	3.39
L	1.15	X	1.96	X	1	=	2.25
M	3.46	X	1.31	X	1	=	4.53
N	0.23	X	1.27	X	1	=	0.29
O	2.40	X	1.50	X	1	=	3.60
DEDUCTION AREA						=	67.89
BALANCE FLOOR AREA						=	195.90

PLINE AREA OF FIRST FLOOR WING - B							
SR.NO	IN METER						AREA
1	3.93	X	5.10	X	1	=	20.04
2	1.15	X	0.65	X	1	=	0.75
3	1.04	X	1.95	X	1	=	2.03
4	1.50	X	1.09	X	1	=	1.64
5	1.73	X	3.60	X	1	=	6.23
6	2.27	X	1.88	X	1	=	4.27
7	3.24	X	1.65	X	1	=	5.35
8	1.77	X	2.67	X	2	=	9.45
9	0.93	X	2.96	X	1	=	2.75
10	1.20	X	2.67	X	1	=	3.20
11	0.23	X	0.58	X	1	=	0.13
12	1.20	X	2.67	X	1	=	3.20
13	1.35	X	1.30	X	1	=	1.76
14	2.50	X	0.66	X	1	=	1.65
TOTAL PLINE AREA						=	62.45

SANITARY REQD.(PREVIOUS APROVAL)		
SHOP		
FOR 9 SHOPS	REQD.	PROVIDED
W.C.	1 NOS.	2 NOS.
URINALS	2 NOS.	7 NOS.
WASH BASIN	1 NOS.	2 NOS.
TOTAL	4 NOS.	11 NOS.

2ND FLR. PLINE AREA (PREVIOUS APROVAL)TYPE - B							
SR.NO	IN METER						AREA
1)	11.39	X	20.12	X	1	=	229.16
DEDUCTION							
A	1.15	X	0.65	X	2	=	1.49
B	1.27	X	1.95	X	1	=	2.48
C	5.73	X	5.54	X	1	=	31.74
D	1.73	X	1.37	X	1	=	2.37
E	1.77	X	2.67	X	2	=	9.45
F	0.93	X	2.96	X	1	=	2.75
G	1.99	X	2.67	X	1	=	5.31
H	0.22	X	5.91	X	1	=	1.30
I	1.35	X	1.95	X	1	=	2.63
J	1.04	X	3.26	X	1	=	3.39
K	1.15	X	1.96	X	1	=	2.25
L	3.46	X	1.31	X	1	=	4.53
M	0.73	X	1.27	X	1	=	0.29
N	2.40	X	1.50	X	1	=	3.60
DEDUCTION AREA						=	73.58
BALANCE FLOOR AREA						=	155.58

PLINE AREA OF SECOND FLOOR WING - B							
SR.NO	IN METER						AREA
1	3.24	X	1.55	X	1	=	5.02
2	4.39	X	4.57	X	1	=	20.06
3	1.35	X	3.27	X	1	=	4.41
4	5.66	X	0.69	X	1	=	3.91
5	5.09	X	2.90	X	1	=	14.76
TOTAL PLINE AREA						=	48.17

3RD TO 7TH FLOOR PLINE AREA							
SR.NO	IN METER						AREA
A	12.59	X	24.06	X	1	=	302.92
DEDUCTION							
1	4.44	X	3.94	X	1	=	17.49
2	2.19	X	4.59	X	1	=	10.05
3	1.04	X	1.30	X	1	=	1.35
4	1.35	X	2.85	X	1	=	3.85
5	1.15	X	1.55	X	1	=	1.78
6	0.22	X	6.81	X	1	=	1.50
7	0.79	X	2.90	X	1	=	2.29
8	2.40	X	1.50	X	1	=	3.60
9	1.37	X	1.50	X	1	=	2.06
10	0.79	X	2.67	X	1	=	2.11
11	0.22	X	7.11	X	1	=	1.56
12	3.46	X	0.11	X	1	=	0.38
13	1.15	X	1.96	X	1	=	2.25
14	1.05	X	3.25	X	1	=	3.42
15	1.35	X	2.03	X	1	=	2.74
16	1.15	X	0.73	X	1	=	0.84
17	1.20	X	2.55	X	2	=	6.12
18	1.77	X	2.90	X	2	=	10.27
19	2.13	X	2.50	X	1	=	5.33
DEDUCTION AREA						=	78.99
BALANCE FLOOR AREA						=	223.93

BALC. AREA CALC. OF GR. FLR. WING - B(PREVIOUS APPROVAL)							
SR.NO	IN METER						AREA
1	3.24	X	0.90	X	1	=	2.91
2	2.67	X	1.20	X	2	=	6.40
TOTAL BALC. AREA						=	9.31

BALC. AREA CALC. OF 1ST FLR. WING - B(PREVIOUS APPROVAL)							
SR.NO	IN METER						AREA
1	3.24	X	0.90	X	2	=	5.83
2	2.67	X	1.20	X	4	=	12.81
3	3.28	X	0.90	X	2	=	5.90
TOTAL BALC. AREA						=	24.54

BALC. AREA CALC. OF 2ND FLR. WING - B(PREVIOUS APPROVAL)							
SR.NO	IN METER						AREA
1	3.24	X	0.90	X	1	=	2.91
2	2.67	X	1.20	X	3	=	9.61
3	3.28	X	0.90	X	2	=	5.90
TOTAL BALC. AREA						=	18.42



ELEVATION
SCALE:-1:100
(TYPE-B)

The amended plan duly approved herewith Supercedes all the earlier approved plans

THIS PLAN SHALL NOT BE CONSIDERED AS PROOF OF OWNERSHIP FOR ANY DISPUTES IN ANY COURT ON LAW.

VASAI-VIRAR CITY MUNICIPAL CORPORATION Town Planning POST: PALGHAR

Approved as amended in Subject to the Conditions mentioned in this Office Letter No. VVCMC/TP/AMEND/..... VP.: 0887 / - 53 - / 2022-23. Dated: 15/06/2022

COMMISSIONER
VASAI-VIRAR CITY MUNICIPAL CORPORATION
Virar (East), Pin No. 401 305, Dist. Palghar.

Certified that the above permission is issued by Commissioner VVCMC, Virar.

Deputy Director,
VVCMC, Virar.

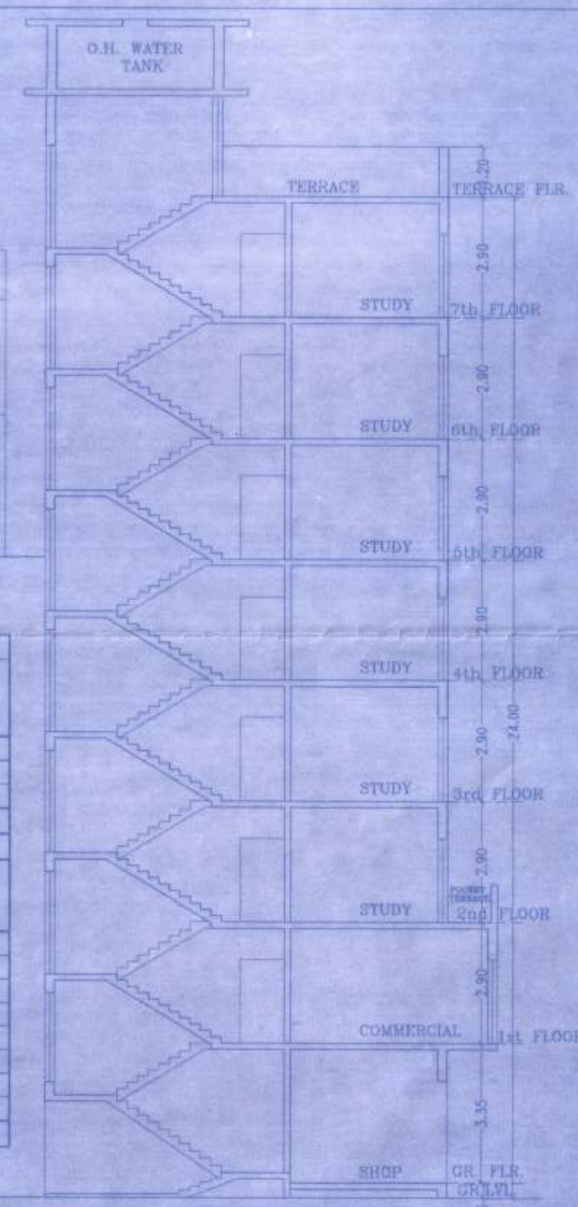

SECTION X-X
TYPE-B SCALE:-1:100

AREA STATEMENT TYPE - B (AS PER PREVIOUS APPROVAL)							
FLOOR	B/U AREA	STAIR CASE AREA	NET B-UP AREA	PERMI. 10 % BALCONY AREA	PROVIDED BALCONY AREA	EXCESS BAL. AREA	STILT AREA	NO. OF FLATS
GR. FLR.	249.79	13.75	236.04	23.60	9.31	0.00	0.00	2
1ST FLR.	195.90	13.75	182.15	18.22	24.54	6.73	0.00	4
2ND FLR.	155.58	13.75	141.83	14.18	18.42	4.60	0.00	3
TOTAL	601.27	41.25	560.02	56.00	52.27	11.34	0.00	9

AREA STATEMENT TYPE - B (AS PER NEW PROPOSED)								
FLOOR	P LINE AREA	STAIR CASE AREA	NET B-UP AREA	PERMI. 10 % BALCONY AREA	PROVIDED BALCONY AREA	EXCESS BAL. AREA	STILT AREA	NO. OF FLATS
GR. FLR.	9.46	0.00	9.46	0.00	0.00	0.00	0.00	
1ST FLR.	62.45	0.00	62.45	0.00	0.00	0.00	0.00	
2ND FLR.	48.17	0.00	48.17	0.00	0.00	0.00	0.00	1
3RD FLR.	223.93	0.00	223.93	0.00	0.00	0.00	0.00	4
4TH FLR.	223.93	0.00	223.93	0.00	0.00	0.00	0.00	4
5TH FLR.	223.93	0.00	223.93	0.00	0.00	0.00	0.00	4
6TH FLR.	223.93	0.00	223.93	0.00	0.00	0.00	0.00	4
7TH FLR.	223.93	0.00	223.93	0.00	0.00	0.00	0.00	4
TOTAL	1239.73	0.00	1239.73	0.00	0.00	0.00	0.00	21

SCHEDULE OF DOORS & WINDOWS				
TYPE	SIZE			DESCRIPTION
R/S	1.80	X	3.00	ROLLING SHUTTER
D	1.05	X	2.40	T.W PANNEL DOOR
D1	1.00	X	2.40	T.W PANNEL DOOR
D2	0.75	X	2.10	T.W PANNEL DOOR
V	0.60	X	0.90	CONCRETE VENTILATOR
W	1.80	X	1.80	ALUMINIUM SLIDING WINDOW
W1	1.20	X	1.50	ALUMINIUM SLIDING WINDOW

PLINE AREA OF GR. FLR.COMM. WING - B							
SR.NO	IN METER						AREA
1	5.74	X	25.23	X	1	=	144.82
TOTAL PLINE AREA						=	144.82

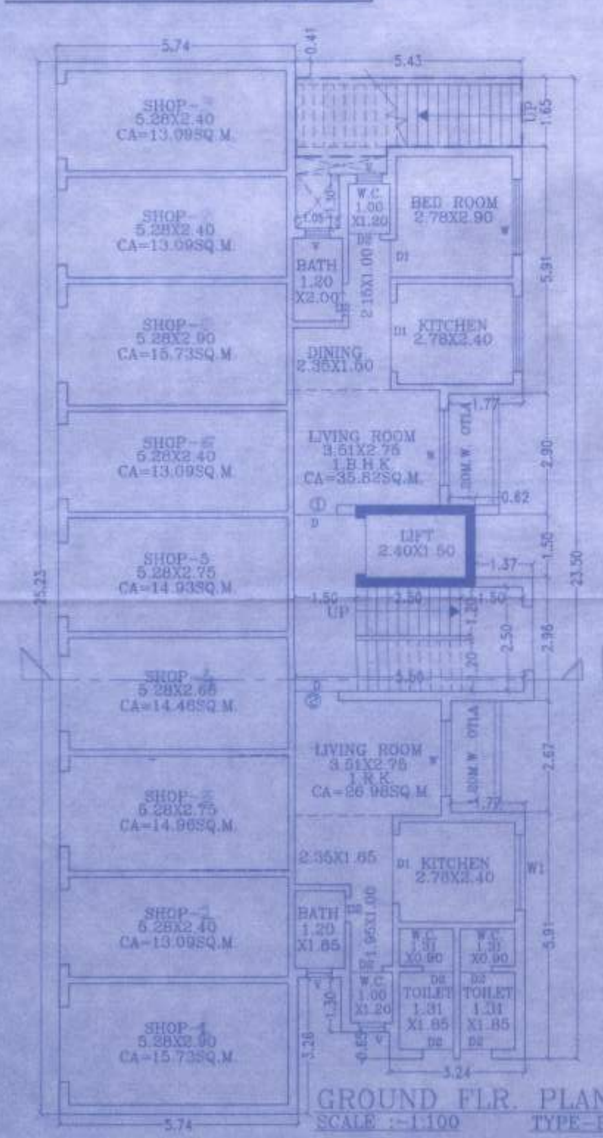

GROUND FLR. PLAN
SCALE :-1:100 TYPE-B

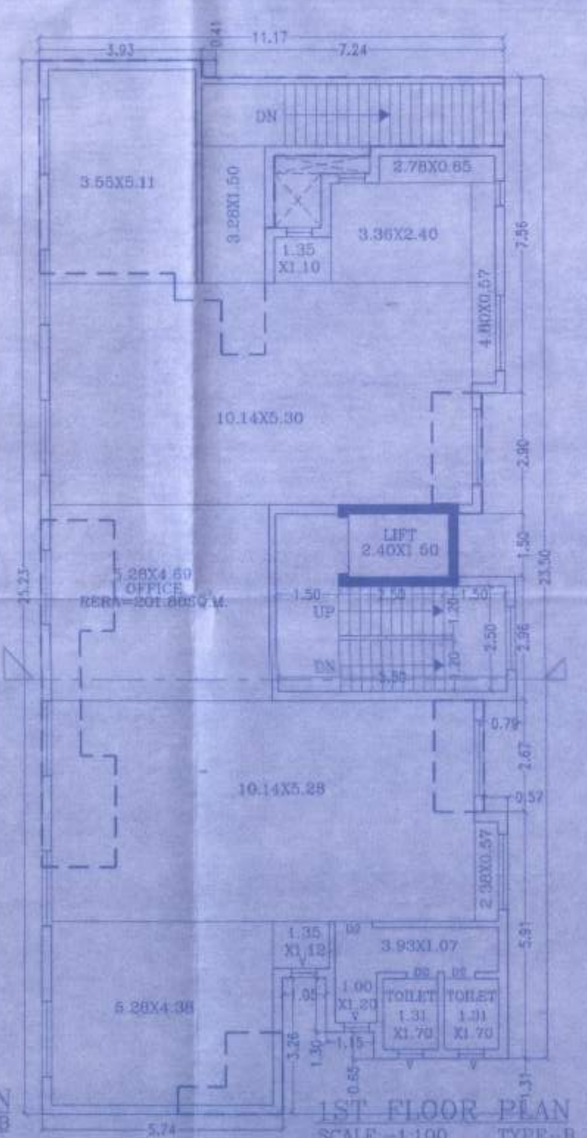

1ST FLOOR PLAN
SCALE:-1:100 TYPE-B

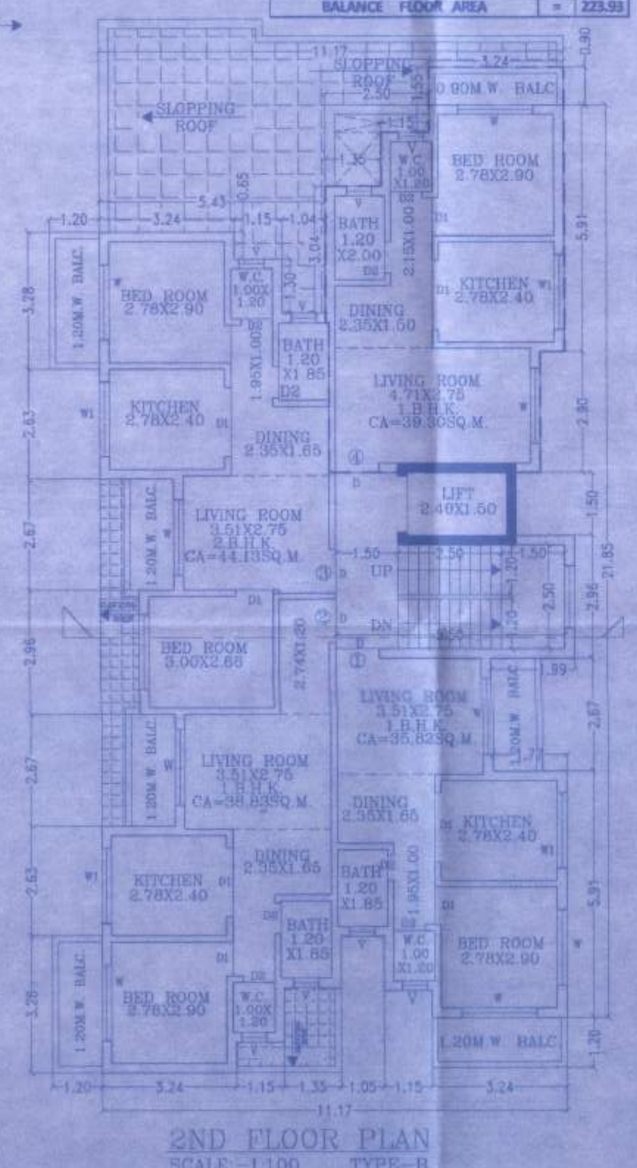

2ND FLOOR PLAN
SCALE:-1:100 TYPE-B

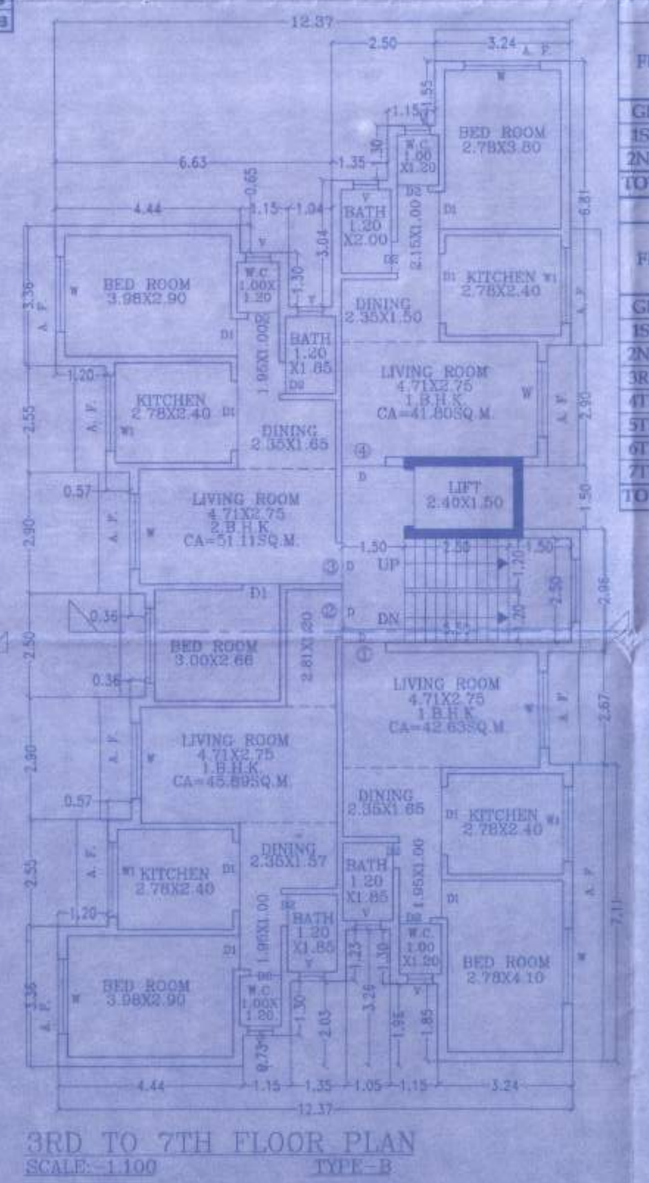

3RD TO 7TH FLOOR PLAN
SCALE:-1:100 TYPE-B

CERTIFICATE OF AREA

CERTIFIED THAT THE PLOT UNDER REFERENCE WAS SURVEYED BY ME OR ..... AND DIMENSIONS OF SIDES ETC. OF PLOT STATED ON PLAN ARE AS MEASURED ON SITE AND THE AREA WORKED OUT TALLIES WITH THE AREA STATED IN DOCUMENT/T.P. SCHEME RECORDS/LAND RECORDS DEPTT./CITY SURVEY RECORDS

SIGNATURE OF LICENSED ARCHITECT/ ENGINEER/STRUCTURAL ENGINEER.

DESCRIPTION OF PROPOSAL & PROPERTY

PROPOSED RESIDENTIAL WITH COMMERCIAL BUILDING ON PLOT BEARING S. NO.-142, H. NO. - 17 AT VILLAGE :- BOLINJ, TAL: VASAI, DIST: PALGHAR

DATE	14/06/2022
FILE NO.	008
DWG. NO.	02
SCALE	AS PER DWG

NAME OF OWNER
MR. SUNIL J. CHORGHE (P.A. HOLDER)
SUSHILA COMMERCIAL SPACE,RAIPADA,VIRAR-EAST

KULDEEP PATIL ARCHITECT
001, B-Wing, Ground Floor, Atmaram Park Building No 1, Near Rem Nagar, Vasai Road, Virar(W) Palghar 401303.
Cell: 9890536727
kuldeeppatilarchitect@gmail.com