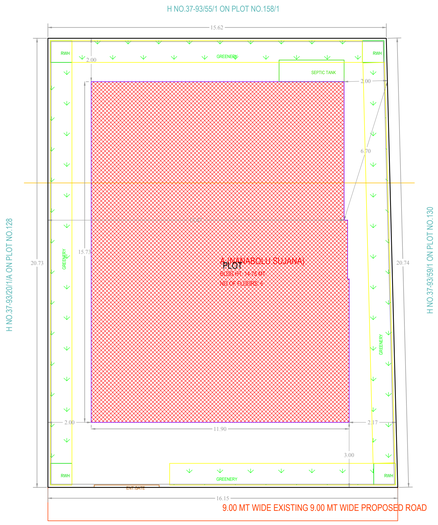

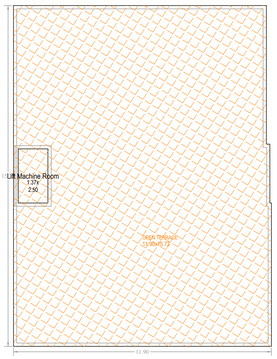

TERRACE FLOOR
PLAN
(SCALE=1:100)



ELEVATION1

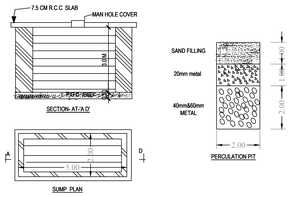

STRUCTURAL DETAIL

Project Title	
PLAN SHOWING THE PROPOSED PLOT NO. SURVEY NO SITUATED AT ,	Residential
BELONGING TO : Mr./Ms./Mrs	
REP BY :	JAYAPRAKASH B
LICENCE NO: 260/A/ENGINEER	APPROVAL NO:
DATE : 19-11-2021	SHEET NO.: 1 / 1
Layout Plan Details	INWARD_NO.: TS/057196/2021

AREA STATEMENT	
PROJECT DETAIL :	
INWARD_NO :	TS/057196/2021
PROJECT TYPE :	Building Permission
NATURE OF DEVELOPMENT :	New
SUB LOCATION :	New Areas / Approved Layout Areas
STREET NAME:	
DISTRICT NAME :	
STATE NAME :	TELANGANA
PINCODE :	
MADAL :	
PLOT USE :	Residential
PLOT SUB USE :	Residential Apartment Bldg
PLOT NEAR BY NOTIFIED RELEGIOUS STRUCTURE :	NA
LAND USE ZONE :	NA
LAND SUBUSE ZONE :	NA
ABUTTING ROAD WIDTH :	0
PLOT NO :	
SURVEY NO :	
NORTH SIDE DETAIL :	-
SOUTH SIDE DETAIL :	-
EAST SIDE DETAIL :	-
WEST SIDE DETAIL :	-
AREA DETAILS :	SQ.MT.
AREA OF PLOT (Minimum)	329.30
NET AREA OF PLOT	329.30
VACANT PLOT AREA	143.73
COVERAGE	
PROPOSED COVERAGE AREA (56.35 %)	185.56
NET BUA	
RESIDENTIAL NET BUA	927.80
BUILT UP AREA	
	931.23
	1116.83
MORTGAGE AREA	96.76
EXTRA INSTALLMENT MORTGAGE AREA	0.00
PROPOSED NUMBER OF PARKINGS	0

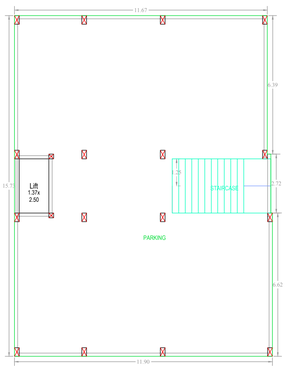

STILT ONE FLOOR
PLAN
(SCALE=1:100)

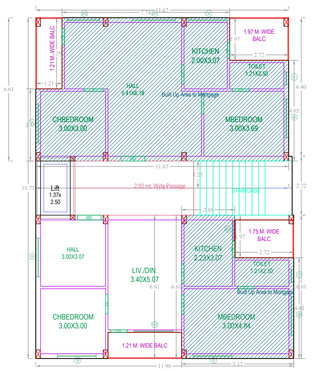

SECOND FLOOR PLAN
(SCALE=1:100)

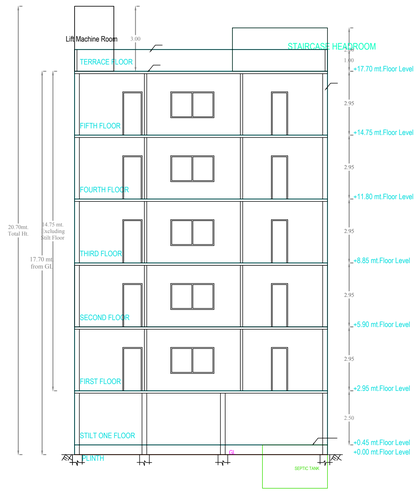

SECTION AT A-B

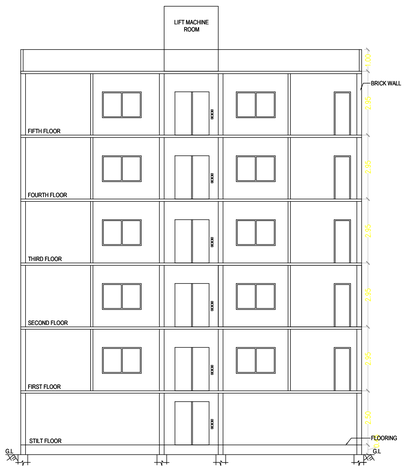

SECTION AT C-D

Project Title :PLAN SHOWING THE PROPOSED STILT, FIRST, SECOND THIRD, FOURTH & FIFTH FLOOR RESIDENTIAL FLATS BEARING HOUSE NO.37-93/59/2, ON PLOT NO.129, IN SY.NO.278, SITUATED AT STREET NO.2, MADHURANAGAR COLONY, NEREDMET(V), GHMC MALKAJGIRI CIRCLE, MEDCHAL-MALKAJGIRI DIST.
BELONGING TO...
SMT. NANABOLU SUJANA
W/O. NANABOLU BHAGAVANTHA REDDY.

CONDITION:

1. Commencement Notice shall be submitted by the applicant before commencement of the building Us 455 of HMC Act.
2. Completion Notice shall be submitted after completion of the building & obtain occupancy certificate Us 455 of HMC Act.
3. Occupancy Certificate is compulsory before occupying any building.
4. Public Amenities such as Water Supply, Electricity Connections will be provided only on production of occupancy certificate.
5. Prior approval should be obtained separately for any modification in the construction.
6. Tree Plantation shall be done along the periphery and also in front of the premises.
7. Tot-lot shall be fenced and shall be maintained as greenery at owners cost before issue of occupancy certificate.
8. Rain Water Harvesting Structure (percolation pit) shall be constructed.
9. Space for Transformer shall be provided in the site keeping the safety of the residents in view.
10. Garbage House shall be made within the premises
11. Cellar and stilts approved for parking in the plan should be used exclusively for parking of vehicles without partition walls & rolling shutters and the same should not be converted or misused for any other purpose at any time in future as per undertaking submitted.
12. No. of units as sanctioned shall not be increased without prior approval of GHMC at any time in future
13. This sanction is accorded on surrendering of Road affected portion of the site to GHMC free of cost with out claiming any compensation at any time as per the undertaking submitted.
14. Strip of greenery on periphery of the site shall be maintained as per rules.
15. Stocking of Building Materials on footpath and road margin causing obstruction to free movement of public & vehicles shall not be done, failing which permission is liable to be suspended.
16. The permission accorded does not bar the application or provisions of Urban Land Ceiling & Regulations Act 1976.
17. The Developer / Builder / Owner to provide service road wherever required with specified standards at their own cost.
18. Minimum Horizontal Clearance of 3.0mts. Vertical Clearance between the Building & High Tension Electrical Lines and 1.5mts. for Low Tension Electrical Lines shall be maintained.
19. No front compound wall for the site abutting 18 mt. road width shall be allowed and only iron grill or Low height greenery hedge shall be allowed.
20. If greenery is not maintained 10% additional property tax shall be imposed as penalty every year till the condition is fulfilled.
21. All Public and Semi Public buildings above 300Sq.mts. shall be constructed to provide facilities to physically handicapped persons as per provisions of NBC of 2005.
22. The mortgaged builup area shall be allowed for registration only after an Occupancy Certificate is produced.
23. The Registration authority shall register only the permitted built-up area as per sanctioned plan.
24. The Financial Agencies and Institutions shall extend loans facilities only to the permitted built-up area as per sanctioned plan .
25. The Services like Sanitation, Plumbing, Fire Safety requirements, lifts, electrical installations etc., shall be executed under the supervision of Qualified Technical Personnel.
26. The Services like Sanitation, Plumbing, Fire Safety requirements, lifts, electrical installations etc., shall be executed under the supervision of Qualified Technical Personnel.
27. Architect / Structural Engineer if changed, the consent of the previous Architect / Structural Engineer is required and to be intimated to the GHMC.
28. Construction shall be covered under the contractors all risk insurance till the issue of occupancy certificate (wherever applicable).
29. As per the undertaking executed in terms of G.O. Ms. No. 541 MA, , dt. 17-11-2000 (wherever applicable).a. The construction shall be done by the owner, only in accordance with sanctioned Plan under the strict supervision of the Architect, Structural Engineer and site engineer failing which the violations are liable for demolition besides legal action.b. The owner, builder, Architect, Structural Engineer and site engineer are jointly & severely responsible to carry out and complete the construction strictly in accordance with sanctioned plan.c. The Owner, Builder, Architect, Structural Engineer and Site Engineer are jointly and severely are held responsible for the structural stability during the building construction and should strictly adhere to all the conditions in the G.O.d. The Owner / Builder should not deliver the possession of any part of built up area of the building, by way of Sale / Lease unless and until Occupancy Certificate is obtained from GHMC after providing all the regular service connections to each portion of the building and duly submitting the following (i) Building Completion Certificate issued by the Architect duly certifying that the building is completed as per the sanctioned plan (ii) Structural Stability Certificate issued by the Structural Engineer duly certifying that the building is structurally safe and the construction is in accordance with the specified designs (iii) An extract of the Insurance Policy covering the Structural Stability of the building issued, Structural Engineer and Architect.(iv) Insurance Policy for the completed building for a minimum period of three years.
30. Structural Safety and Fire Safety Requirements shall be the responsibility of the Owner, Builder/ Developer, Architect and St. Engineer to provide all necessary Fire Fighting installations as stipulated in National Building Code of India. 2005 Illie.:(To provide one entry and one exit to the premises with a minimum width of 4.5mts. and height clearance of 5mts. i)Provide Fire resistant swing door for the collapsible lifts in all floors. ii)Provide Generator, as alternate source of electric supply. iv)Emergency Lighting in the Corridor / Common passages and stair case. v)Two numbers water type fire extinguishers for every 600 Sq.mts. of floor area with minimum of four numbers fire extinguishers per floor and St. DCP extinguishers minimum 2 Nos. each at Generator and Transformer area shall be provided as per I.S.I. specification No.2190- 1992. vi) Manually operated and alarm system in the entire buildings. vii) Separate Underground static water storage tank capacity of 25, 000 ltis. Capacity. viii)Separate Terrace Tank of 25,000ltis capacity for Residential buildings. ix)Hose Reel, Down Corner. x)Automatic Sprinkler system is to be provided if the basement area exceed 200 Sq.mts. xi)Electrical Wiring and installation shall be certified by the electrical engineers to ensure electrical fire safety. xii)Transformers shall be protected with 4 hours rating fire resist constructions. xiii) To create a joint open spaces with the neighbours building / premises for maneuverability of fire vehicles. No parking or any constructions shall be made in setbacks area.
31. The Builder/Developer shall register the project in the RERA website after the launch in July 2016.
32. Prior permission/ consent from the Airport Authority of India shall be submitted ahead duly paying required fees.
33. Sanctioned Plan shall be followed strictly while making the construction.
34. Sanctioned Plan copy as attested by the GHMC shall be displayed at the construction site for public view.
35. The permission accorded does not confer any ownership rights. At a later stage if it is found that the documents are false and fabricated the permission will be revoked U/s 450 of HMC Act 1955.

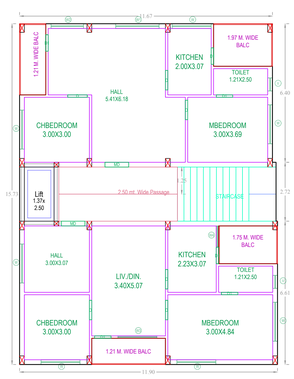

FIRST FLOOR PLAN
(SCALE=1:100)

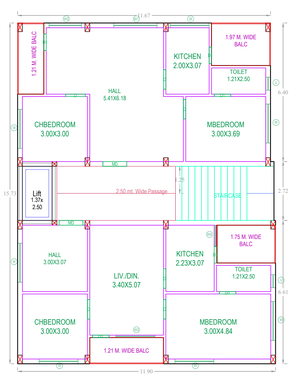

TYPICAL - THIRD, FOURTH, FIFTH FLOOR PLAN
(SCALE=1:100)

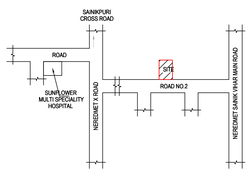

LOCATION PLAN

N.T.S

LOCATION PLAN



SITE PLAN

SCALE 1:200

KEY PLAN

COLOR INDEX
PLOT BOUNDARY
ABUTTING ROAD
PROPOSED CONSTRUCTION
COMMON PLOT
ROAD WIDENING AREA
EXISTING (To be retained)
EXISTING (To be demolished)

OWNER'S NAME AND SIGNATURE

BUILDER'S NAME AND SIGNATURE

ARCHITECT'S NAME AND SIGNATURE

STRUCTURAL ENGINEER'S NAME AND SIGNATURE

BUILDING :A (NANABOLU SUJANA)

FLOOR NAME	TOTAL BUA	NET BUA RESI.	TNMTS.	PARKING AREA	NO OF STACK	NET PARKING
STILT ONE FLOOR	185.60	0.00	00	185.60	1	185.60
FIRST FLOOR	185.56	185.56	02	0.00	0	0.00
SECOND FLOOR	185.56	185.56	02	0.00	0	0.00
THIRD FLOOR	185.56	185.56	02	0.00	0	0.00
FOURTH FLOOR	185.56	185.56	02	0.00	0	0.00
FIFTH FLOOR	185.56	185.56	02	0.00	0	0.00
TERRACE FLOOR	3.43	0.00	00	0.00	0	0.00
TOTAL	1116.83	927.80	10	185.60		185.60
TOTAL NO OF BLDG	1					
TOTAL	1116.83	927.80	10	185.60		185.60

SCHEDULE OF JOINERY

BUILDING NAME	NAME	L X H	NOS
A (NANABOLU SUJANA)	D1	0.76 X 2.10	30
A (NANABOLU SUJANA)	D	0.90 X 2.10	30
A (NANABOLU SUJANA)	MD	1.10 X 2.10	10

SCHEDULE OF JOINERY

BUILDING NAME	NAME	L X H	NOS
A (NANABOLU SUJANA)	V	0.60 X 1.00	10
A (NANABOLU SUJANA)	W4	0.95 X 1.20	05
A (NANABOLU SUJANA)	W2	1.50 X 1.20	05
A (NANABOLU SUJANA)	W	1.80 X 1.20	35
A (NANABOLU SUJANA)	W1	2.00 X 1.20	05

BALCONY CALCULATIONS TABLE

FLOOR NAME	SIZE	TOTAL AREA
FIRST FLOOR PLAN	1.21 X 3.29 X 1	18.20
	1.97 X 2.72 X 1	
	1.75 X 2.72 X 1	
	1.21 X 3.40 X 1	
SECOND FLOOR PLAN	1.21 X 3.29 X 1	18.20
	1.97 X 2.72 X 1	
	1.75 X 2.72 X 1	
	1.21 X 3.40 X 1	
TYPICAL - THIRD, FOURTH, FIFTH FLOOR PLAN	1.21 X 3.29 X 1 X 3	54.60
	1.97 X 2.72 X 1 X 3	
	1.75 X 2.72 X 1 X 3	
	1.21 X 3.40 X 1 X 3	
TOTAL	-	91.00

BUILDING USE/SUBUSE DETAILS

BUILDING NAME	BUILDING USE	BUILDING SUBUSE	BUILDING TYPE	FLOOR DETAILS
A (NANABOLU SUJANA)	Residential	Residential Apartment Bldg	Single Block	1 Stilt + 5 upper floors

ISO_A0_(841.00_x_1189.00_MM)

Note: All dimensions are in meters.